
LIMITED LIFETIME WARRANTY – Effective October 1, 2011

Mayline promises to repair or replace any Mayline brand product or component manufactured after 1/1/2000, that is defective in material or workmanship for as long as the original purchaser owns it. This is the sole and exclusive remedy. This warranty is subject to limitations, exclusions and other provisions detailed below.

Limitations involving materials and components:

The materials and components listed below are covered according to the following schedule from the date of sale:

Ten Years: Electrical components, seating controls, seating pneumatic cylinders, wood seating components.

Five Years: Fabric and leather seating upholstery, seating foam, seating armrests, chrome seating components, veneer finishes, and any Kwik-File shelving, cabinets, or mobile systems and components that are either moving parts, or controls and guides that are in contact with moving parts.

Three Years: 4-Post wire shelving and wire components.

Exclusions:

This warranty does not apply to:

- Normal wear and tear, which is to be expected over the course of ownership.
- Damage caused by the carrier in-transit, which will be handled under Mayline's Freight Damage policy.
- Modifications or attachments to the product that are not approved by Mayline.
- Products that were not installed, used or maintained in accordance with product instructions and warnings.
- Products used for rental purposes.
- COM fabric is not covered under this warranty.

Seating Usage:

Normal commercial usage for seating is to be defined as the equivalent of a single shift within a 40-hour workweek. To the extent that a seating product is used in a manner exceeding this, the applicable warranty period will be reduced in a pro-rata manner (*excluding Model 2424AG which is warranted for multiple shifts*).

The Event Series:

Mayline will warrant the materials and components of The Event Series products for a period of five years. The warranty does not apply to normal wear and tear, damage caused by the carrier in-transit, modifications or attachments to the product, or where the product is not installed. This product must be used or maintained in accordance to the instructions. See specific table labels for maximum weight load capacities. These limits are based on the weight being evenly distributed, allowing for 1/4" deflection. This warranty does not cover any products used for rental purposes.

Note: *Some natural variations occurring in wood or leather materials are inherent in their character, and cannot be avoided. Mayline does not warrant the color-fastness or matching of colors, grains, or textures of such materials.*

TO THE EXTENT ALLOWED BY LAW, MAYLINE MAKES NO OTHER WARRANTY, EITHER EXPRESSED OR IMPLIED. MAYLINE WILL NOT BE LIABLE FOR ANY CONSEQUENTIAL OR INCIDENTAL DAMAGES.

MAYLINE®

Corporate Color Program (effective 10/1/11)

For many of Mayline's product lines, an extensive standard corporate color program is available. Mayline has partnered with Nevamar, Pionite, and Wilsonart to offer over 600 standard laminates. Mayline has also partnered with Interface (Guilford of Maine) to offer over 250 standard fabrics for privacy screens and fabric partitions. These partnerships, along with Mayline's standard paint finishes, combine into one of the broadest offerings in the industry. This program is offered with no upcharges, minimum quantities, or extended lead times.



Look for the symbol throughout the Price List for product lines offered with this Corporate Color Program. Select product lines with limited finish options are noted individually. For examples of all standard finishes, please refer to Mayline's Corporate Color Chart or visit www.mayline.com.

Paints

Available on the following product lines: VariTask®, Maytrix, TransAction®, CSII, Communication Station®, Meeting Plus™, Mobile Aisle, Four Post Shelving, File Harbor Cabinets, Forms and Storage Cabinets, ARC Rotary Files, Steel Plan Files, Steel Drawing Tables, and Mailflow Systems®.

Black	Hunter	Desert Sage	Pebble Gray	Cranberry
Graphite	Medium Tone	Sand Beige	Warm White	Gray
Navy	Blue Medium	Mist	White	Sand

Note: Mailflow-to-Go is available in Pebble Gray only.

High Pressure Laminates (T-mold Colors)

All high-pressure laminates are available on the following product lines: VariTask, TechWorks, Maytrix, CSII, Communication Station, TransAction, Flip-N-Go, Sync, Meeting Plus, T-Mate, Talon, Bistro, Geneva, and Mailflow Systems.

- Colors shown in parentheses are default T-mold colors. Other T-mold/Laminate color combinations can be mixed and matched at no additional charge but available only on written request.
- Access to ALL standard Wilsonart, Nevamar, and Pionite laminates is available at no upcharge with a maximum 4-week production lead-time.

Note: Premium laminates are excluded, contact a Mayline customer service representative for a quote.

Nebula Graphite (Black)	Storm Gray Matrix (Black)	Nebula Gray (Ice Gray)	Shadow (Black)	Biltmore Cherry (Black)
Fashion Gray (Ice Gray)	Asian Night (Tech Silver)	Asian Sand (Taupe)	Bronze Legacy (Taupe)	Windswept Pewter (Warm Gray)
Classic Rock (Taupe)	Crown Cherry (Black)	Pearwood (Black)	Burnished Chestnut (Black)	Witchcraft (Black)
Black (Black)	Mahogany (Black)	Maple (Black)	Oak (Taupe)	*Gray ESD (Black)

*TechWorks & Maytrix only.

Thermally-Fused Low Pressure Laminates (T-mold Colors) (subject to availability, see below)

All thermally-fused low-pressure laminates are available on the following product lines: Meeting Plus, Talon, Flip-N-Go, Sync, T-Mate, VariTask, TechWorks, Maytrix, Bistro, and Mailflow Systems.

Note: eLan is available in Ice Gray only.

Note: Mailflow-to-Go is available in Birch with Ice Gray t-mold only.

Low-pressure laminates are shown with standard, default T-mold edging colors. T-mold and low-pressure laminate colors can be mixed and matched at no additional charge but available only on written request.

Speckled Gray Matrix (Ice Gray)	Fog Gray (Warm Gray)	Ice Gray (Ice Gray)
Birch (Taupe)	Cherry (Black)	Mocha (Black)

Encounter/Eastwinds Surfaces

Encounter tables available in Folkstone and Cherry. Eastwinds available in Anthracite and Medium Cherry. Models #945 and 950 also available in Chestnut.

Table of Contents


























































			Page
Casegoods			
Brighton Series.....			8
Aberdeen® Series.....			21
Stella Series			39
Toscana Series			47
Corsica® Series.....			48
Napoli® Series.....			60
Sorrento Series.....			73
Luminary Series.....			84
Mira Series			97
Lounge Furniture			112
Occasional Tables			113
REAL Office Options.....			115
Modular Desking			
TransAction®			118
CSII			135
Lateral Files & Bookcases			146
Communication Station®			156
Conference & Training Tables			
Meeting Plus™ Tables			158
Talon® Tables			160
Sync Tables.....			162
Flip-N-Go® Tables.....			164
Encounter Tables			166
T-Mate Tables			167
TransAction®			169
Ranger Team Tables.....			172
CSII Conference Tables			175
Geneva Conference Tables.....			176
Accessories			177
Training Table Power Options			180
Hospitality/Breakroom			
Bistro Series			182
Seating			
Ultimo Leather Series			186
Mercado Leather Series			189
Mercado Wood Series.....			191
Bistro Series			193
Comfort Series.....			194

Table of Contents *continued*

Page



Seating (continued)

Comfort Series Big & Tall		196
Technical Series		197
Valoré Series.....		198
Lounge Seating.....		199














Folding/Stacking

The Event Series.....	202
-----------------------	-----

Ergonomic Desks

VariTask® LT		206
VariTask® E-Series	 	207
VariTask® Classic		209
VariTask® Stealth		210
VariTask® XR	 	211
Ergonomic Accessories		213









High Density Storage/Filing

Mobile Aisle		216
Mobile Lite		219
Four Post Shelving.....		221
The Security Shade.....		237
X-Ray Shelving		237
File Harbor Cabinets	 	240
Forms & Storage Cabinets.....	 	246
ARC Rotary Files	 	250
Flip 'n File		256
Decorative Enhancements.....		257
Insertables		259
Filing Carts		260
Mobilizers		261
Pedestals		261
Lateral Files & Bookcases		262
Plan Files		264

Mailroom Furniture

Mailflow Systems®	 	266
Mailflow-To-Go		285

Table of Contents *continued*

	Page
IT Furniture	
Standard Data Cabinets (SDC).....	 288
Standard Data Cabinet Accessories.....	 288
Dual Adjustable Rack.....	289
TechWorks®.....	 290
Maytrix™.....	 296
e*LAN.....	 302
NetStart.....	303
Small Office/Home Office	
Eastwinds.....	 306
Machine Stands.....	 308
Drafting Furniture	
Drawing Tables.....	312
Ranger Tables.....	313
ProKits.....	316
Straightedges.....	316
Vertical Hanging Files.....	319
Plan Files.....	 321
COM Forms	
Terms and Conditions.....	326
Fax Order Form.....	327
Product Index	
Index.....	328

Key to the ICONS Used Throughout:

	= FAST Freight Program
	= 72-Hour Kwik-Ship Program
	= Corporate Color Program
	= Product on GSA Schedule
	= Greenguard
	= GIZA/CAP

Casegoods



Brighton Series
Aberdeen Series
Stella Series
Toscana Series
Corsica Series
Napoli Series
Sorrento Series
Luminary Series
Mira Series
Lounge Furniture
Occasional Tables

Modular
DeskingConference &
Training TablesHospitality/
Breakroom

Seating

Folding/
StackingErgonomic
DesksHigh Density
Storage/FilingMailroom
Furniture

IT Furniture

Small Office
& Home OfficeDrafting
Furniture

BRIGHTON SERIES



The Brighton Series is Mayline's most affordable, complete line of REAL Office casegoods. With all laminate construction, it provides the durability and affordability you would expect, but with an added sense of style. Brighton offers matching Cherry and Mocha finishes to our higher end Aberdeen Series line, allowing you to specify for different levels within an organization.

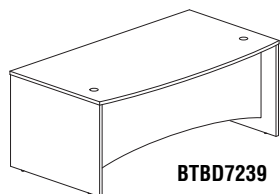
Finishes: Cherry and Mocha.

CARB Compliant: Brighton's core materials comply with Phase 1 of CARB's formaldehyde emission limits of composite wood materials.

Complete product line in stock from both Arkansas and California distribution centers. Ships standard within 72 hours.

- All models in all finishes are available on both the Kwik-Ship and Fast Freight delivery programs with no quantity limitations.

BOW FRONT DESK



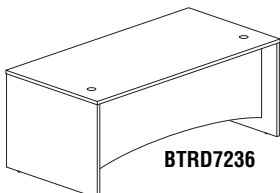
BTBD7239

- 1" thick work surface.
- Modesty panel is recessed 9" at center.

- 3/4 height arched modesty panel included.
- Two black grommets in surface, standard. Additional grommet options available.

Model No.	Description	Dimensions	Wt.	List Price
BTBD7239	72" Bowfront Desk	72"W x 39"D x 29"H	148#	\$495

RECTANGULAR CONFERENCE DESK



BTRD7236

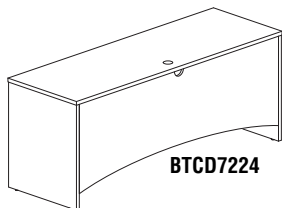
- 1" thick work surface.
- 3/4 height arched modesty panel included.

- Modesty panel is recessed 6".
- Two black grommets in surface, standard. Additional grommet options available.

Model No.	Description	Dimensions	Wt.	List Price
BTRD7236	72" Rectangular Conference Desk	72"W x 36"D x 29"H	123#	\$476

Model No.	Description	Dimensions	Wt.	List Price
BTRD7230	72" Rectangular Desk	72"W x 30"D x 29"H	108#	\$421
BTRD6630	66" Rectangular Desk	66"W x 30"D x 29"H	102#	\$387
BTRD6030	60" Rectangular Desk	60"W x 30"D x 29"H	100#	\$364

CREDENZA



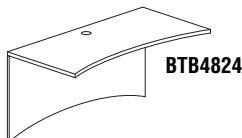
BTCD7224

- 1" thick work surface.
- 3/4 height arched modesty panel included.

- One black grommet in surface, standard. Additional grommet options available.
- Mouse hole in modesty panel for cable pass through.

Model No.	Description	Dimensions	Wt.	List Price
BTCD7224	72" Credenza	72"W x 24"D x 29"H	104#	\$372
BTCD6624	66" Credenza	66"W x 24"D x 29"H	98#	\$347
BTCD6024	60" Credenza	60"W x 24"D x 29"H	90#	\$327

BRIDGE



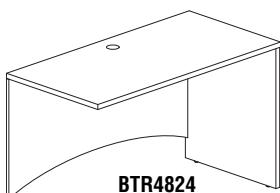
BTB4824

- Non-handed, mounts to either left or right side of desk.
- Not free-standing. Requires connection to credenza and desk.
- 1" thick work surface.

- 3/4 height arched modesty panel included.
- One black grommet in surface, standard. Additional grommet options available.

Model No.	Description	Dimensions	Wt.	List Price
BTB4824	48" Curved Bridge	48"W x 24"D x 29"H	49#	\$213
BTB4224	42" Curved Bridge	42"W x 24"D x 29"H	44#	\$194
BTB3624	36" Curved Bridge	36"W x 24"D x 29"H	40#	\$175

RETURN



BTR4824

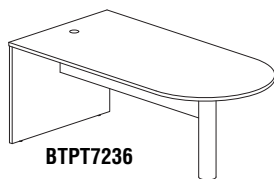
- Non-handed, mounts to either left or right side of desk.
- Not free-standing. Requires connection to credenza or desk.
- 1" thick work surface.

- 3/4 height arched modesty panel included.
- One black grommet in surface, standard. Additional grommet options available.

Model No.	Description	Dimensions	Wt.	List Price
BTR4824	48" Return	48"W x 24"D x 29"H	68#	\$252
BTR4224	42" Return	42"W x 24"D x 29"H	60#	\$237
BTR3624	36" Return	36"W x 24"D x 29"H	54#	\$219

BRIGHTON SERIES

FREESTANDING PENINSULA DESK

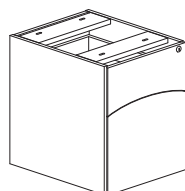


BTPT7236

- 1" thick work surface.
- Modesty panel is 12"H.
- One black grommet in surface, standard. Additional grommet options available.
- Mouse hole in modesty panel for cable pass through.
- Does not accommodate a center drawer.

Model No.	Description	Dimensions	Wt.	List Price
BTPT7236	72" Freestanding Peninsula	72"W x 36"D x 29"H	115#	\$644

SUSPENDED PEDESTAL FILE

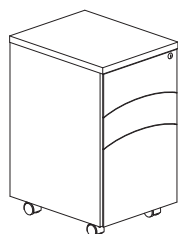


BTBF20

- Attaches to all desks, credenzas and returns.
- Ped tops are unfinished. Must be attached to underside of surface.
- All locks are keyed alike. Lock cores are removable for keying suites individually.
- File drawers accommodate letter or legal size hanging file folders.
- Pedestals ship fully assembled.

Model No.	Description	Dimensions	Wt.	List Price
BTBF20	Suspended Desk PBF Ped	15 3/4"W x 19 1/2"D x 20"H	56#	\$319

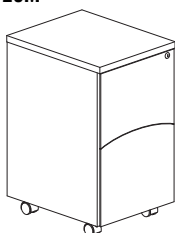
MOBILE PEDESTAL FILE



BTBBF20M


- File drawers accommodate letter or legal size hanging folders.
- All locks are keyed alike. Lock cores are removable for keying suites individually.
- Pedestals ship fully assembled.
- Designed to work with hanging box bottom and/or hanging pockets.
Note: Some tabs on standard folders may not fit in top drawer due to the limited height this design requires.

Model No.	Description	Dimensions	Wt.	List Price
BTBBF20M	Mobile BBF Ped	15 3/4"W x 19 1/2"D x 27 3/4"H	74#	\$427
BTFF20M	Mobile FF Ped	15 3/4"W x 19 1/2"D x 27 3/4"H	71#	\$382



BTFF20M

FREESTANDING LATERAL FILE

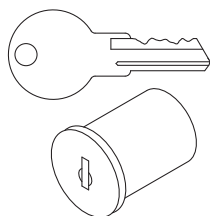


BTFLF36

- 1" surface removable for use under desk surfaces.
- Drawers can be configured for front-to-back or side-to-side filing.
- All locks are keyed alike. Lock cores are removable for keying workstations individually.
- Drawers can support up to 75 lbs. each.
- Black pulls standard. Additional pull options available.

Model No.	Description	Dimensions	Wt.	List Price
BTFLF36	36" Freestanding Lateral File	36"W x 20"D x 29"H	157#	\$739

REPLACEMENT LOCK CORES



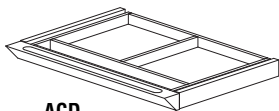
TCC0100

- Allows pedestals and laterals to be keyed uniquely for up to 10 different workstations.
- Master key available.
- Must purchase a core removal tool to change locks cores.

Model No.	Description	Wt.	List Price
TCC0100 through TCC0109	Replacement core with keys	1#	\$17
REALCCRC	Core removal tool	1#	\$19
REALCCMK	Master Key	1#	\$19

BRIGHTON SERIES

CENTER DRAWER

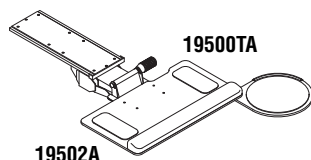


ACD

- Can be used under any worksurface (except BTPT7236 Peninsula Desk).
- Solid wood frame construction.
- Drawer operates smoothly on full-extension ball bearing suspension.
- Available in graphite with black drawer front only.

Model No.	Description	Dimensions	Wt.	List Price
ACD	Center Drawer	25"W x 18"D x 2"H	11#	\$158

KEYBOARD SUPPORTS



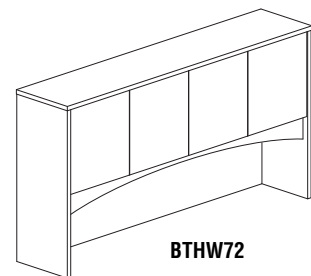
19502A

19500TA

Model No.	Description	Wt.	List Price
19500TA	Retractable keyboard platform 19"W x 10 1/2"D. 0° to -15° tilt, 360° swivel.	12#	\$381
19502A	Optional Mouse Platform for 19500TA, 360° swivel, 9"Dia.	2#	\$141

Available in Black Only.

HUTCH WITH WOOD DOORS

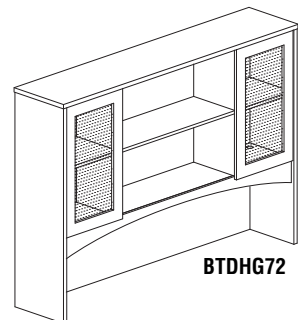


BTHW72

- Features four cabinet styled doors with self-closing hinges.
- Back panel features two cable grommets for wall access.
- 19 1/4" clearance between work surface and bottom of shelf.
- Accepts optional fabric tack panel and task light.

Model No.	Description	Dimensions	Wt.	List Price
BTHW72	72" Hutch with Wood Doors	72"W x 15"D x 39 1/2"H	165#	\$574
BTHW66	66" Hutch with Wood Doors	66"W x 15"D x 39 1/2"H	154#	\$549
BTHW60	60" Hutch with Wood Doors	60"W x 15"D x 39 1/2"H	130#	\$518

DOUBLE HEIGHT HUTCH WITH GLASS DOORS

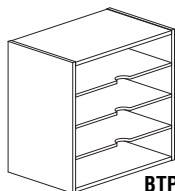


BTDHG72

- Frosted glass highlights cabinet contents and still provides privacy.
- Glass is tempered for safety and durability.
- Features two cabinet styled doors with self-closing hinges.
- Center of hutch has two open shelves, one adjustable.
- Back panel features two cable grommets for wall access.
- 19 1/4" clearance between work surface and bottom of shelf.
- Accepts optional fabric tack panel and task light.

Model No.	Description	Dimensions	Wt.	List Price
BTDHG72	72" Hutch with Glass Doors	72"W x 15"D x 50 1/2"H	209#	\$760

PAPER MANAGEMENT ORGANIZER

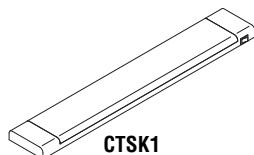


BTPM

- Pigeon hole slots can accommodate legal sized documents.
- Sized to fit under hutch vertically or horizontally.

Model No.	Description	Dimensions	Wt.	List Price
BTPM	Paper Manager	16 3/4"W x 10 5/8"D x 16 3/4"H	20#	\$152

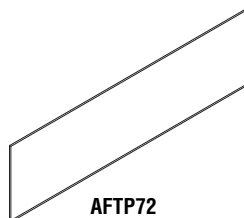
HUTCH TASK LIGHT



CTSK1

- Task lighting attaches to underside of hutch.
- Uses two energy efficient 13W T5 bulbs.
- Includes diffuser lens.
- 10 ft. power cord.

Model No.	Description	Dimensions	Wt.	List Price
CTSK1	Task Light	25"W x 4"D x 1"H	5#	\$132

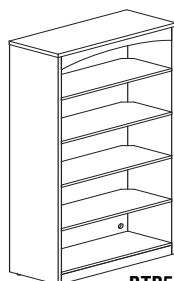
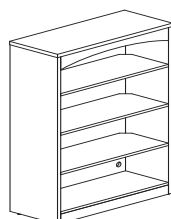
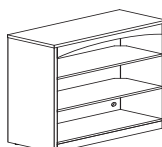
BRIGHTON SERIES**HUTCH TACK PANEL****AFTP72**

- Tack panel attaches to hutch back panel using adhesive tape.
- Allows for access to the hutch's grommets for cable management.
- Available in Black fabric only.


Model No.	Description	Dimensions	Wt.	List Price
AFTP72	72" Fabric Tack Panel	69 3/4"W x 1/2"D x 19 1/4"H	6#	\$185
AFTP66	66" Fabric Tack Panel	63 3/4"W x 1/2"D x 19 1/4"H	6#	\$158
AFTP60	60" Fabric Tack Panel	57 3/4"W x 1/2"D x 19 1/4"H	5#	\$144

BOOKCASES

- Shelves are adjustable in 1 1/4" increments. Each shelf has 7 1/2" of total adjustment.
- Shelves contain corner mouse hole for vertical cable management.
- Back panel provides grommet for wall access.

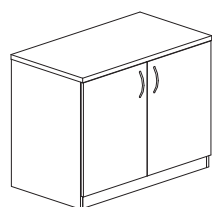
**BTB5S36****BTB4S36****BTB3S36**

Model No.	Description	Dimensions	Wt.	List Price
BTB5S36	5 Shelf Bookcase (1 fixed shelf)	36"W x 15"D x 68 1/2"H	154#	\$547
BTB4S36	4 Shelf Bookcase	36"W x 15"D x 50 1/2"H	121#	\$455
BTB3S36	3 Shelf Bookcase	36"W x 15"D x 39 1/2"H	97#	\$367

GLASS DISPLAY CABINET**BTGDC**

- Frosted glass highlights cabinet contents and still provides privacy.
- Glass is tempered for safety and durability.
- Two shelves are adjustable in 1 1/4" increments. Each shelf has 7 1/2" of total adjustment.
- Black pulls standard. Additional pull options available.
- Grommets in back panel for wall access.
- Shelves contain corner mouse hole for vertical cable management.

Model No.	Description	Dimensions	Wt.	List Price
BTGDC	Glass Display Cabinet	36"W x 20"D x 39 1/2"H	119#	\$642

STORAGE CABINET**BTSC**

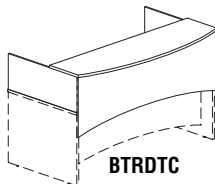
- Self-closing hinged doors.
- Shelf is adjustable in 1 1/4" increments with 7 1/2" of total adjustment.
- Shelf contains corner mouse hole for vertical cable management.
- Grommet in back panel for wall access.
- Black pulls standard. Additional pull options available.

Model No.	Description	Dimensions	Wt.	List Price
BTSC	Storage Cabinet	36"W x 20"D x 29"H	86#	\$387

For additional laminate storage components, see
Aberdeen Casegoods on pages 26-28.

BRIGHTON SERIES

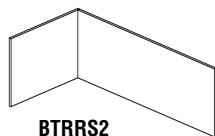
RECEPTION ACCESSORIES



BTRDTC

- For main reception desk. To be used on BTRD7236.
- Transaction counter surface is 1" thick.
- When installed Transaction Counter measures 72"W x 21"D x 15"H.

Model No.	Description	Dimensions	Wt.	List Price
BTRDTC	72" Reception Transaction Counter	72"W x 42 5/8"D x 24 5/8"H	80#	\$317

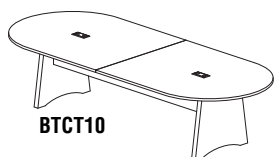


BTRRS2

- To be used on top of desk return BTR4824.
- Reception screen is symmetrical and non-handed.

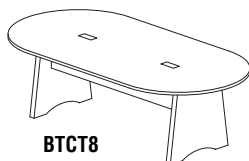
Model No.	Description	Dimensions	Wt.	List Price
BTRRS2	48" Reception Return Screen	48"W x 23 3/4"D x 14"H	33#	\$129

CONFERENCE TABLES



BTCT10

- 1" thick work surfaces.
- Racetrack conference table standard with grommets (120"W, 96"W = 2 grommets; 72"W = 1 grommet).
- Racetrack conference tables accept power module for power and data access to operate computers and presentation equipment.
- Round conference table does not have grommet.
- Structural modesty panel conceals horizontal cable management.



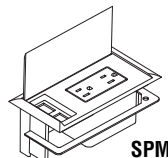
BTCT8

Model No.	Description	Dimensions	Wt.	List Price
BTCT10	10' Conference Table	119 5/8"W x 47 5/8"D x 29"H	306#	\$989
BTCT8	8' Conference Table	95 5/8"W x 47 5/8"D x 29"H	185#	\$712
BTCT6	6' Conference Table	72"W x 36"D x 29"H	127#	\$454
BTCTR48	48" Round Conference Table	48"Dia x 29"H	93#	\$379



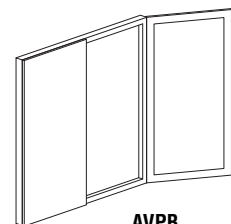
BTCTR48

Model No.	Description	List Price
SPM 	UL Listed Optional Power Module [includes RJ11-Cat 3 coupler (phone) and RJ45 coupler (data)] – 6' power cord	\$261



SPM

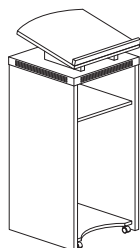
CONFERENCE ACCESSORIES



AVPB

- White dry-erase board in center panel that features magnetic, non-ghosting surface.
- Marker board can be used for projection.
- Sculpted lower tray holds markers, erasers, etc.
- Inside face of doors covered in tackable black fabric.
- Wall mounting brackets included.

Model No.	Description	Dimensions	Wt.	List Price
AVPB	Visual Presentation Board	48"W x 2 3/8"D x 48"H	80#	\$821



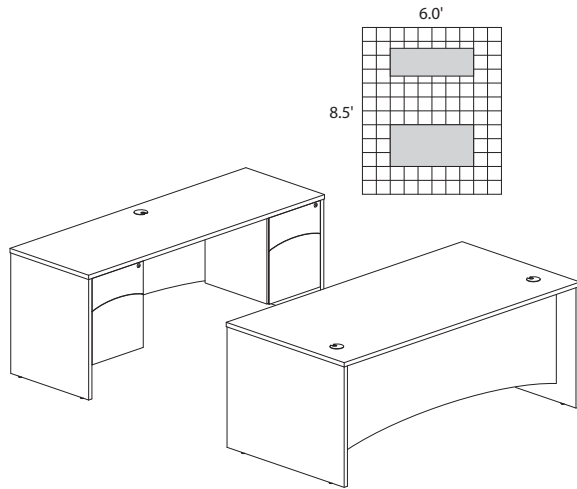
ALCT

- One fixed shelf.
- Four casters, two locking concealed in lectern base.
- Angled stand has stop to prevent papers from sliding.

Model No.	Description	Dimensions	Wt.	List Price
ALCT	Lectern	18"W x 18"D x 44"H	78#	\$476

BRIGHTON SERIES TYPICALS

- Order complete suites using "BT__" models.



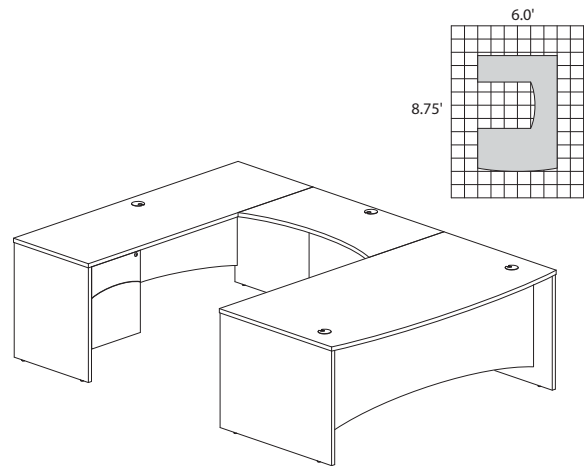
BRIGHTON TYPICAL #1

Consists of:

QTY.	MODEL NO.	DESCRIPTION	LIST PRICE EACH
1	BTBD7236	Rectangular Desk 72"W x 36"D	\$476
4	BTBF20	Suspended Pedestal	\$319
1	BTCD7224	Credenza Shell	\$372

BT1

TOTAL: \$2124



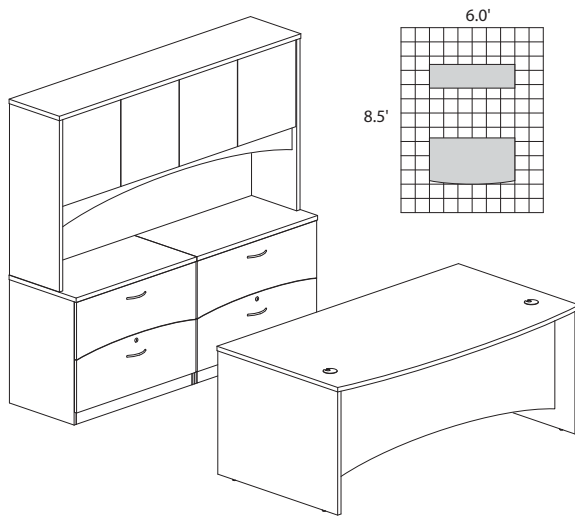
BRIGHTON TYPICAL #2

Consists of:

QTY.	MODEL NO.	DESCRIPTION	LIST PRICE EACH
1	BTBD7239	Bowfront Desk 72"W x 39"D	\$495
2	BTBF20	Suspended Pedestal	\$319
1	BTCD7224	Credenza Shell 72"W x 24"D	\$372
1	BTB4824	Curved Bridge 48"W x 24"D	\$213

BT2

TOTAL: \$1718



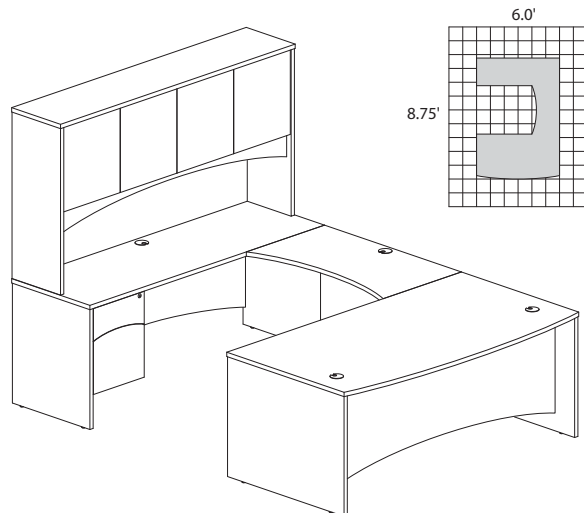
BRIGHTON TYPICAL #3

Consists of:

QTY.	MODEL NO.	DESCRIPTION	LIST PRICE EACH
1	BTBD7239	Bowfront Desk 72"W x 39"D	\$495
2	BTBF20	Suspended Pedestal	\$319
2	BTFLF36	Freestanding Lateral File	\$739
1	BTHW72	Hutch with Wood Doors 72"W	\$574

BT3

TOTAL: \$3185



BRIGHTON TYPICAL #4

Consists of:

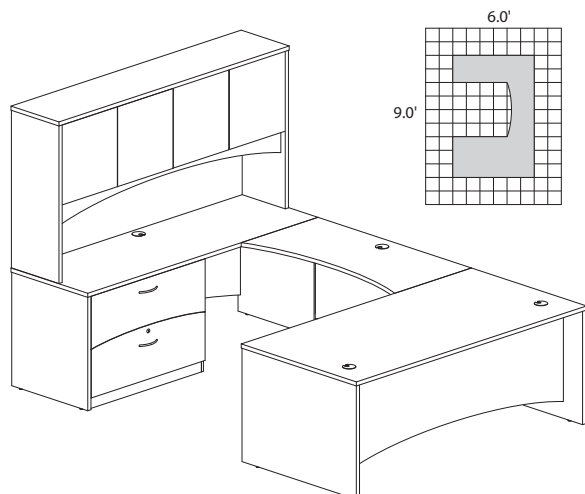
QTY.	MODEL NO.	DESCRIPTION	LIST PRICE EACH
1	BTBD7239	Bowfront Desk 72"W x 39"D	\$495
2	BTBF20	Suspended Pedestal	\$319
1	BTCD7224	Credenza Shell 72"W x 24"D	\$372
1	BTB4224	Curved Bridge 42"W x 24"D	\$194
1	BTHW72	Hutch with Wood Doors 72"W	\$574
1	AFTP72	72" Fabric Tack Panel	\$185

BT4

TOTAL: \$2458

BRIGHTON SERIES TYPICALS

- Order complete suites using "BT__" models.

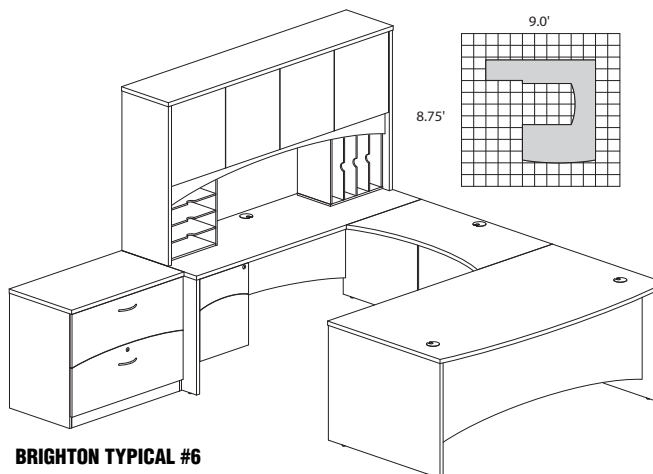


BRIGHTON TYPICAL #5

Consists of:

QTY.	MODEL NO.	DESCRIPTION	LIST PRICE EACH
1	BTBD7239	Bowfront Desk 72"W x 36"D	\$476
1	BTBF20	Suspended Pedestal	\$319
1	BTCD7224	Credenza Shell 72"W x 24"D	\$372
1	BTFLF36	Freestanding Lateral File	\$739
1	BTB4824	Curved Bridge 48"W x 24"D	\$213
1	BTHW72	Hutch with Wood Doors 72"W	\$574

BT5

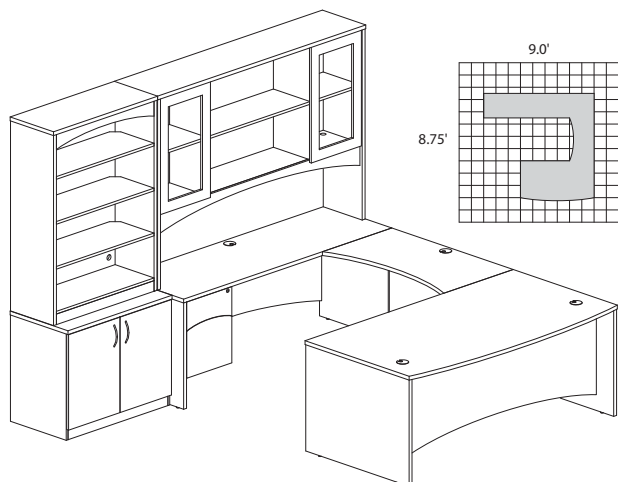
TOTAL: **\$2693**

BRIGHTON TYPICAL #6

Consists of:

QTY.	MODEL NO.	DESCRIPTION	LIST PRICE EACH
1	BTBD7239	Bowfront Desk 72"W x 39"D	\$495
1	BTBF20	Suspended Pedestal	\$319
1	BTBF20	Suspended Pedestal	\$319
1	BTCD7224	Credenza Shell 72"W x 24"D	\$372
1	BTB4824	Curved Bridge 48"W x 24"D	\$213
1	BTHW72	Hutch with Wood Doors 72"W	\$574
1	BTFLF36	Freestanding Lateral File	\$739
1	BTPM	Paper Management	\$152
1	BTPM	Paper Management	\$152

BT6

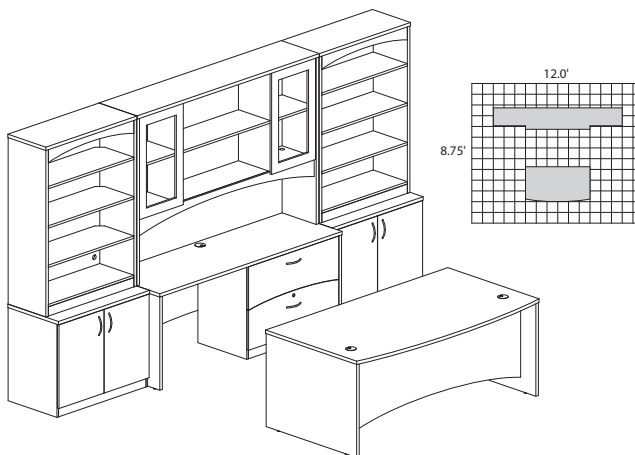
TOTAL: **\$3335**

BRIGHTON TYPICAL #7

Consists of:

QTY.	MODEL NO.	DESCRIPTION	LIST PRICE EACH
1	BTBD7239	Bowfront Desk 72"W x 39"D	\$495
2	BTBF20	Suspended Pedestal	\$319
1	BTCD7224	Credenza Shell 72"W x 24"D	\$372
1	BTB4224	Curved Bridge 42"W x 24"D	\$194
1	BTDHG72	Hutch with Glass Doors	\$760
1	BTB4S36	Bookcase, 4-Shelf	\$455
1	BTSC	Storage Cabinet	\$387

BT7

TOTAL: **\$3301**

BRIGHTON TYPICAL #8

Consists of:

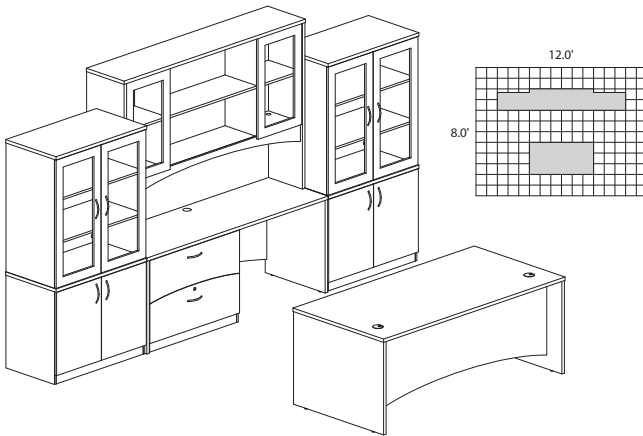
QTY.	MODEL NO.	DESCRIPTION	LIST PRICE EACH
1	BTBD7239	Bowfront Desk 72"W x 39"D	\$495
1	BTCD7224	Credenza Shell 72"W x 24"D	\$372
2	BTBF20	Suspended Pedestal	\$319
2	BTSC	Storage Cabinet	\$387
1	BTFLF36	Freestanding Lateral File	\$739
2	BTB4S36	Bookcase, 4-Shelf	\$455
1	BTDHG72	Hutch with Glass Doors	\$760

BT8

TOTAL: **\$4688**

BRIGHTON SERIES TYPICALS

- Order complete suites using "BT__" models.

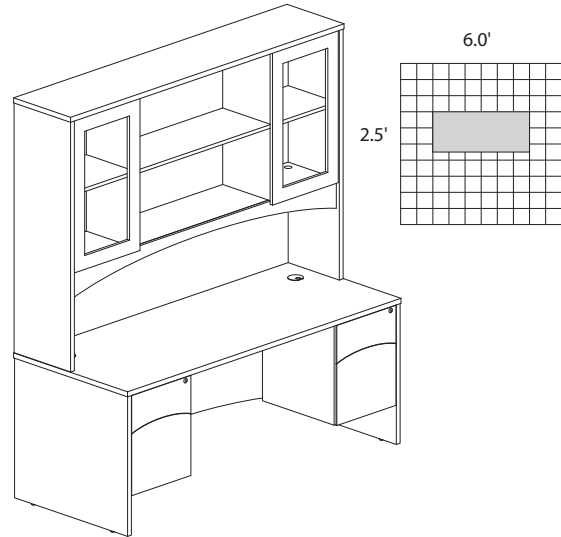


BRIGHTON TYPICAL #9

Consists of:

QTY.	MODEL NO.	DESCRIPTION	LIST PRICE EACH
1	BTRD7236	Rectangular Desk 72"W x 36"D	\$476
2	BTBF20	Suspended Pedestal	\$319
2	BTSC	Storage Cabinet	\$387
1	BTFLF36	Freestanding Lateral File	\$739
2	BTGDC	Glass Display Cabinet	\$642
1	BTDHG72	Hutch with Glass Doors	\$760
1	BTCD7224	Credenza 72"W x 24"D	\$372

BT9

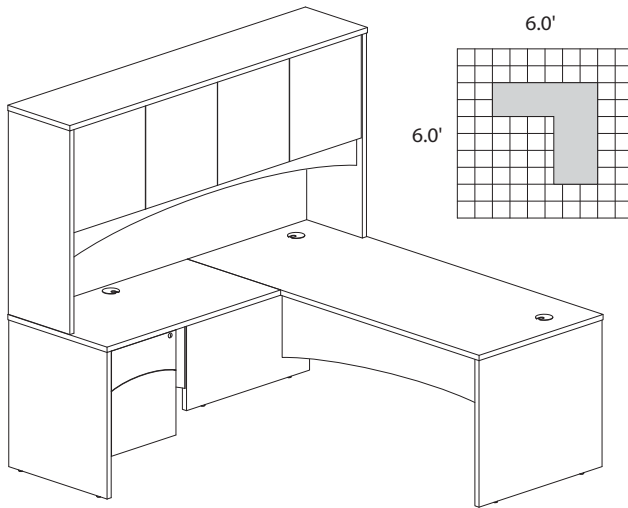
TOTAL: **\$5043**

BRIGHTON TYPICAL #10

Consists of:

QTY.	MODEL NO.	DESCRIPTION	LIST PRICE EACH
1	BTRD7230	Rectangular Desk 72"W x 30"D	\$421
2	BTBF20	Suspended Pedestal	\$319
1	BTDHG72	Hutch with Glass Doors 72"W	\$760

BT10

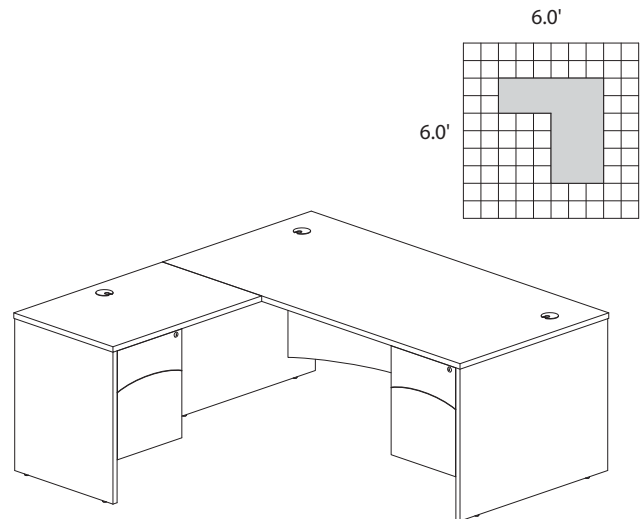
TOTAL: **\$1819**

BRIGHTON TYPICAL #11

Consists of:

QTY.	MODEL NO.	DESCRIPTION	LIST PRICE EACH
1	BTRD7230	Rectangular Desk 72"W x 30"D	\$421
1	BTBF20	Suspended Pedestal	\$319
1	BTR4224	Return 42"W x 24"D	\$237
1	BTHW72	Hutch with Wood Doors 72"W	\$574

BT11

TOTAL: **\$1551**

BRIGHTON TYPICAL #12

Consists of:

QTY.	MODEL NO.	DESCRIPTION	LIST PRICE EACH
1	BTRD7236	Rectangular Desk 72"W x 36"D	\$476
2	BTBF20	Suspended Pedestal	\$319
1	BTR3624	Return 36"W x 24"D	\$219

BT12

TOTAL: **\$1333**Modular
DeskingConference &
Training TablesHospitality/
Breakroom

Seating

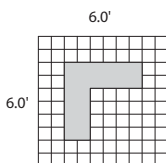

Folding/
StackingErgonomic
DesksHigh Density
Storage/FilingMailroom
Furniture

IT Furniture

Small Office
& Home OfficeDrafting
Furniture

BRIGHTON SERIES TYPICALS

- Order complete suites using "BT__" models.

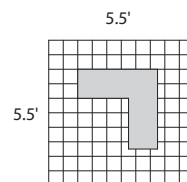
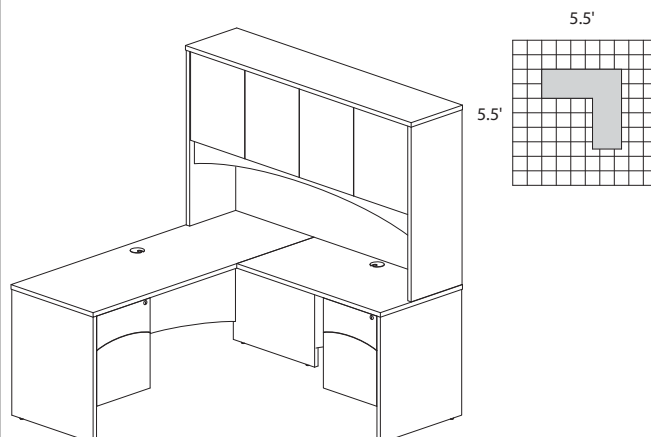


BRIGHTON TYPICAL #13

Consists of:

QTY.	MODEL NO.	DESCRIPTION	LIST PRICE EACH
1	BTCD7224	Credenza Shell 72"W x 24"D	\$372
1	BTR4824	Return 48"W x 24"D	\$252
1	BTFLF36	Freestanding Lateral File	\$739
1	BTHW72	Hutch with Wood Doors 72"W	\$574

BT13

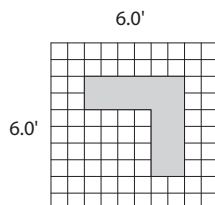
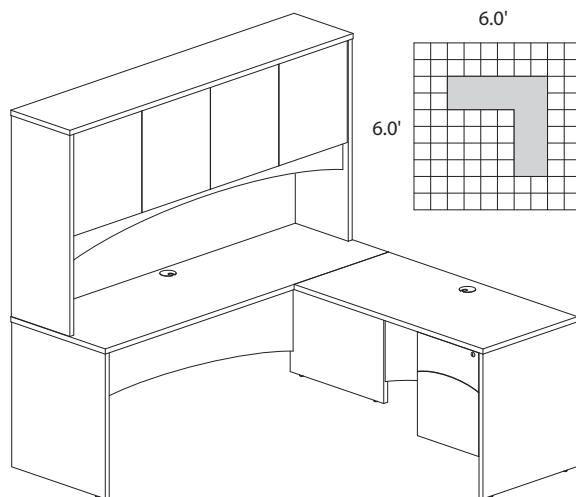
TOTAL: \$1937

BRIGHTON TYPICAL #14

Consists of:

QTY.	MODEL NO.	DESCRIPTION	LIST PRICE EACH
1	BTCD6624	Credenza Shell 66"W x 24"D	\$347
2	BTBF20	Suspended Pedestal	\$319
1	BTR4224	Return 42"W x 24"D	\$237
1	BTHW66	Hutch with Wood Doors 66"W	\$549

BT14

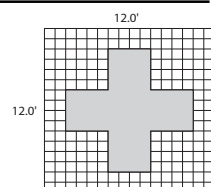
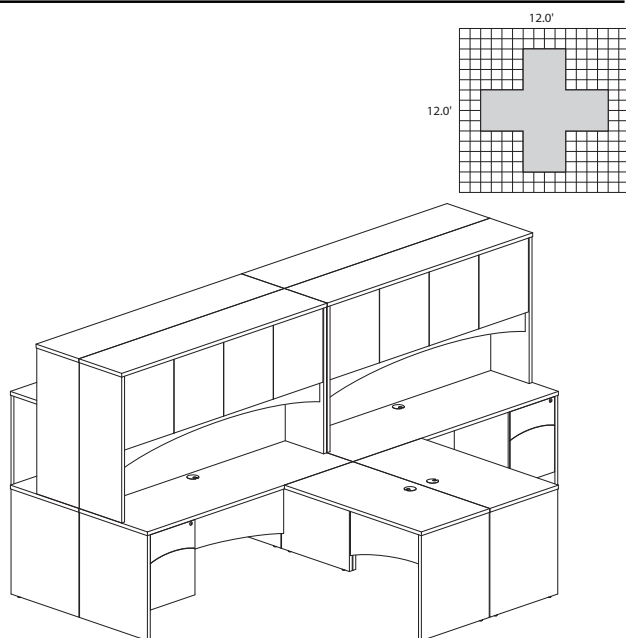
TOTAL: \$1771

BRIGHTON TYPICAL #15

Consists of:

QTY.	MODEL NO.	DESCRIPTION	LIST PRICE EACH
1	BTCD7224	Credenza Shell 72"W x 24"D	\$372
1	BTR4824	Return 48"W x 24"D	\$252
1	BTBF20	Suspended Pedestal	\$319
1	BTHW72	Hutch with Wood Doors 72"W	\$574

BT15

TOTAL: \$1517

BRIGHTON TYPICAL #16

Consists of:

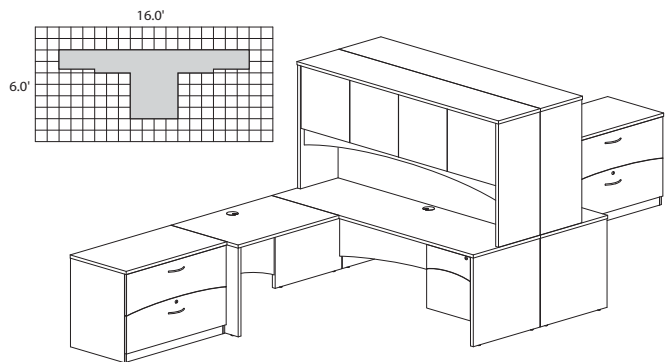
QTY.	MODEL NO.	DESCRIPTION	LIST PRICE EACH
4	BTCD7224	Credenza Shell 72"W x 24"D	\$372
4	BTR4824	Return 48"W x 24"D	\$252
4	BTBF20	Suspended Pedestal	\$319
4	BTHW72	Hutch with Wood Doors 72"W	\$574

BT16

TOTAL: \$6068

BRIGHTON SERIES TYPICALS

- Order complete suites using "BT__" models.

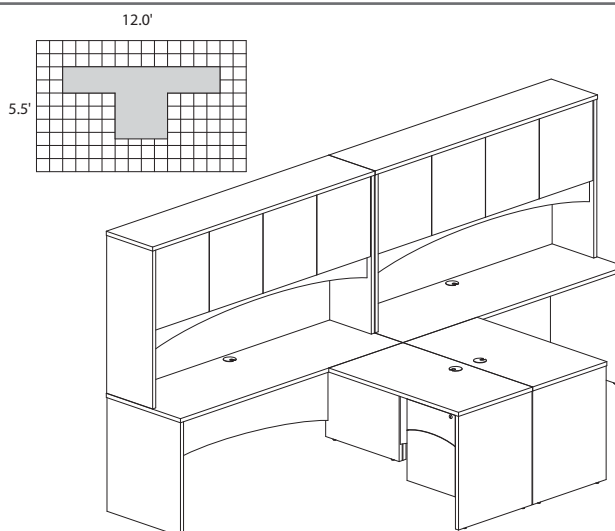


BRIGHTON TYPICAL #17

Consists of:

QTY.	MODEL NO.	DESCRIPTION	LIST PRICE EACH
2	BTCD7224	Credenza Shell 72"W x 24"D	\$372
2	BTR3624	Return 36"W x 24"D	\$219
2	BTBF20	Suspended Pedestal	\$319
2	BTHW72	Hutch with Wood Doors 72"W	\$574
2	BTFLF36	Freestanding Lateral File	\$739

BT17

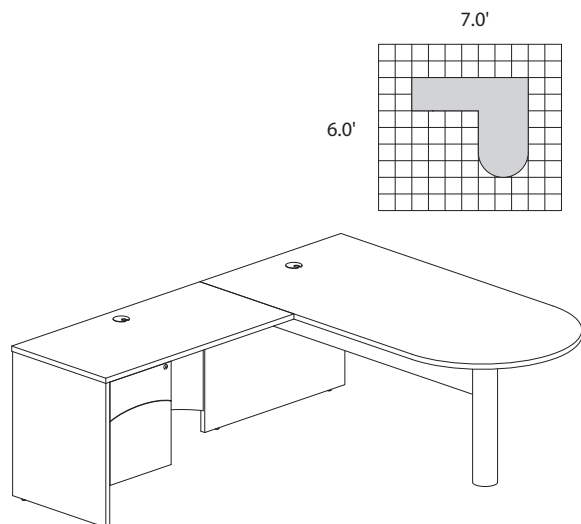
TOTAL: \$4446

BRIGHTON TYPICAL #18

Consists of:

QTY.	MODEL NO.	DESCRIPTION	LIST PRICE EACH
2	BTCD7224	Credenza Shell 72"W x 24"D	\$372
2	BTR4224	Return 42"W x 24"D	\$237
2	BTBF20	Suspended Pedestal	\$319
2	BTHW72	Hutch with Wood Doors 72"W	\$574

BT18

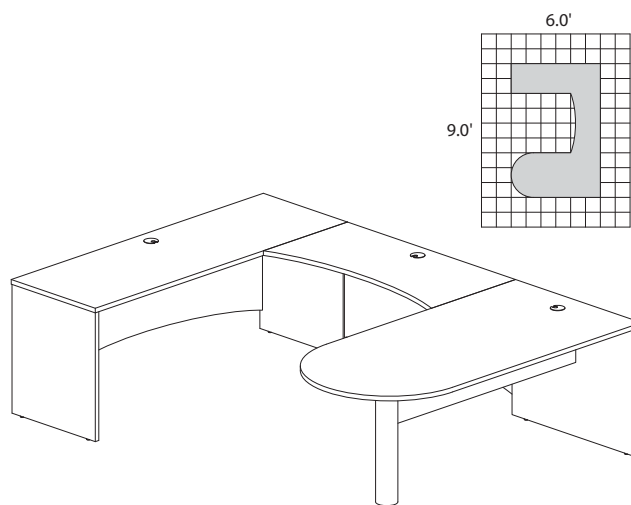
TOTAL: \$3004

BRIGHTON TYPICAL #19

Consists of:

QTY.	MODEL NO.	DESCRIPTION	LIST PRICE EACH
1	BTPT7236	Peninsula Table 72"W x 36"D	\$644
1	BTR4824	Return 48"W x 24"D	\$252
1	BTBF20	Suspended Pedestal	\$319

BT19

TOTAL: \$1215

BRIGHTON TYPICAL #20

Consists of:

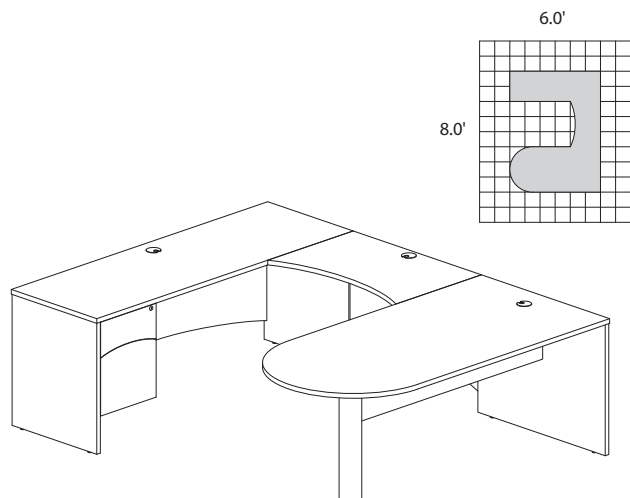
QTY.	MODEL NO.	DESCRIPTION	LIST PRICE EACH
1	BTPT7236	Peninsula Table 72"W x 36"D	\$644
1	BTB4824	Curved Bridge 48"W x 24"D	\$213
1	BTCD7224	Credenza Shell 72"W x 24"D	\$372

BT20

TOTAL: \$1229

BRIGHTON SERIES TYPICALS

- Order complete suites using "BT___" models.

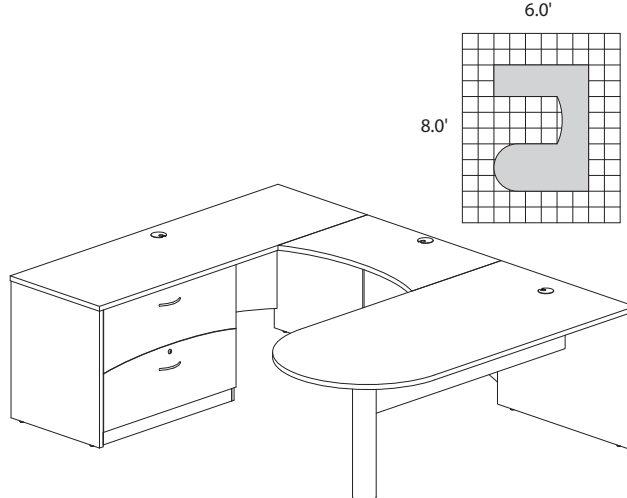


BRIGHTON TYPICAL #21

Consists of:

QTY.	MODEL NO.	DESCRIPTION	LIST PRICE EACH
1	BTPT7236	Peninsula Table 72"W x 36"D	\$644
1	BTB3624	Curved Bridge 36"W x 24"D	\$175
1	BTCD7224	Credenza Shell 72"W x 24"D	\$372
1	BTBF20	Suspended Pedestal	\$319

BT21

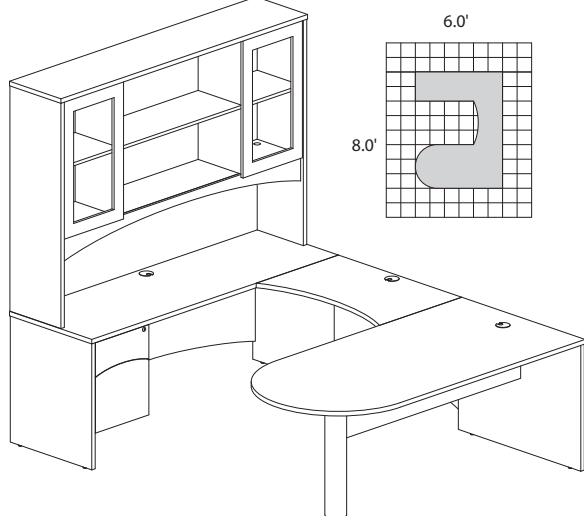
TOTAL: **\$1510**

BRIGHTON TYPICAL #22

Consists of:

QTY.	MODEL NO.	DESCRIPTION	LIST PRICE EACH
1	BTPT7236	Peninsula Table 72"W x 36"D	\$644
1	BTB3624	Curved Bridge 36"W x 24"D	\$175
1	BTCD7224	Credenza Shell 72"W x 24"D	\$372
1	BTFLF36	Freestanding Lateral File	\$739

BT22

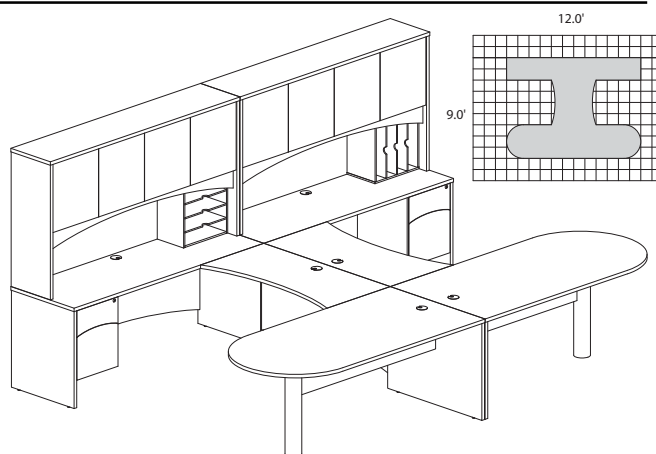
TOTAL: **\$1930**

BRIGHTON TYPICAL #23

Consists of:

QTY.	MODEL NO.	DESCRIPTION	LIST PRICE EACH
1	BTPT7236	Peninsula Table 72"W x 36"D	\$644
1	BTB3624	Curved Bridge 36"W x 24"D	\$175
1	BTCD7224	Credenza Shell 72"W x 24"D	\$372
1	BTBF20	Suspended Pedestal	\$319
1	BTDHG72	Hutch with Glass Doors	\$760

BT23

TOTAL: **\$2270**

BRIGHTON TYPICAL #24

Consists of:

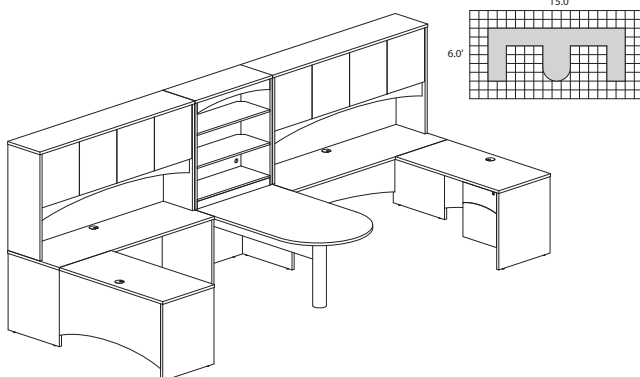
QTY.	MODEL NO.	DESCRIPTION	LIST PRICE EACH
2	BTPT7236	Peninsula Table 72"W x 36"D	\$644
2	BTB4824	Curved Bridge 48"W x 24"D	\$213
2	BTCD7224	Credenza Shell 72"W x 24"D	\$372
2	BTBF20	Suspended Pedestal	\$319
2	BTHW72	Hutch with Wood Doors 72"W	\$574
2	BTPM	Paper Management	\$152

BT24

TOTAL: **\$4548**

BRIGHTON SERIES TYPICALS

- Order complete suites using "BT __" models.

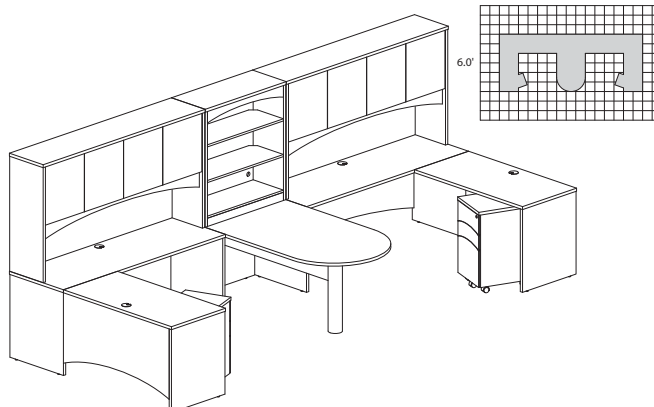


BRIGHTON TYPICAL #25

Consists of:

QTY.	MODEL NO.	DESCRIPTION	LIST PRICE EACH
2	BTC7224	Credenza Shell 72"W x 24"D	\$372
2	BTHW72	Hutch with Wood Doors 72"W	\$574
2	BTR4824	Return 48"W x 24"D	\$252
2	BTBF20	Suspended Pedestal	\$319
1	BTPT7236	Peninsula Table 72"W x 36"D	\$644
1	BTB3S36	Bookcase 3 Shelf	\$367

BT25

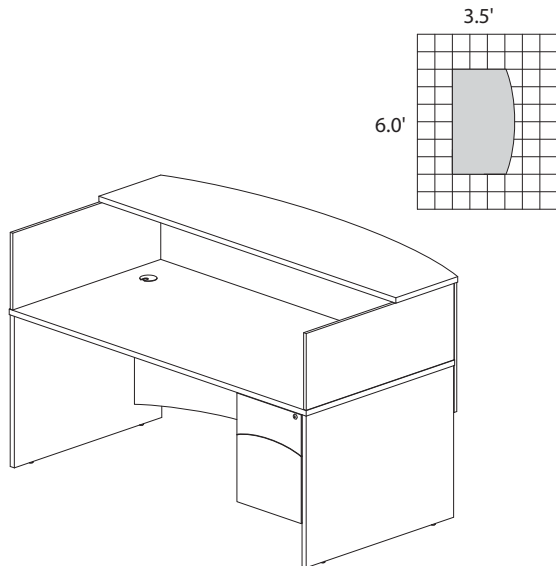
TOTAL: \$4045

BRIGHTON TYPICAL #26

Consists of:

QTY.	MODEL NO.	DESCRIPTION	LIST PRICE EACH
2	BTC7224	Credenza Shell 72"W x 24"D	\$372
2	BTHW72	Hutch with Wood Doors 72"W	\$574
2	BTR4824	Return 48"W x 24"D	\$252
1	BTPT7236	Peninsula Table 72"W x 36"D	\$644
2	BTBF20M	Mobile Pedestal B/B/F	\$427
1	BTB3S36	Bookcase 3 Shelf	\$367

BT26

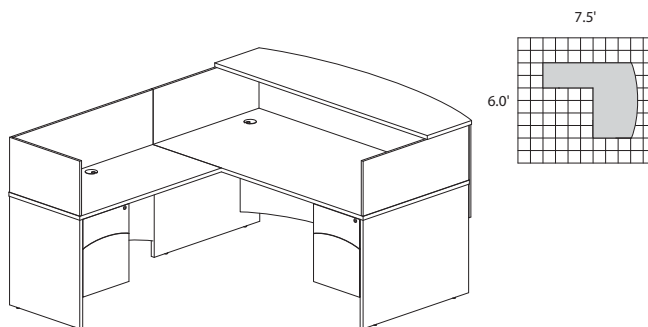
TOTAL: \$4261

BRIGHTON TYPICAL #27

Consists of:

QTY.	MODEL NO.	DESCRIPTION	LIST PRICE EACH
1	BTRD7236	Rectangular Desk 72"W x 36"D	\$476
1	BTRDTC	Reception Counter	\$317
1	BTBF20	Suspended Pedestal	\$319

BT27

TOTAL: \$1112

BRIGHTON TYPICAL #28

Consists of:

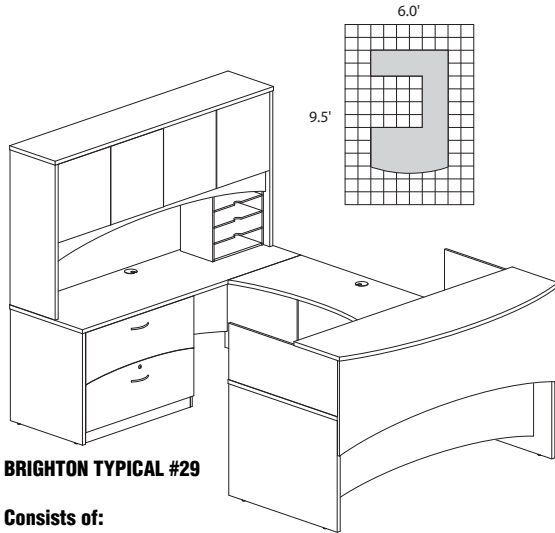
QTY.	MODEL NO.	DESCRIPTION	LIST PRICE EACH
1	BTRD7236	Rectangular Desk 72"W x 36"D	\$476
1	BTR4824	Return 48"W x 36"D	\$252
2	BTBF20	Suspended Pedestal	\$319
1	BTRDTC	Reception Counter	\$317
1	BTRRS2	Reception Screen	\$129

BT28

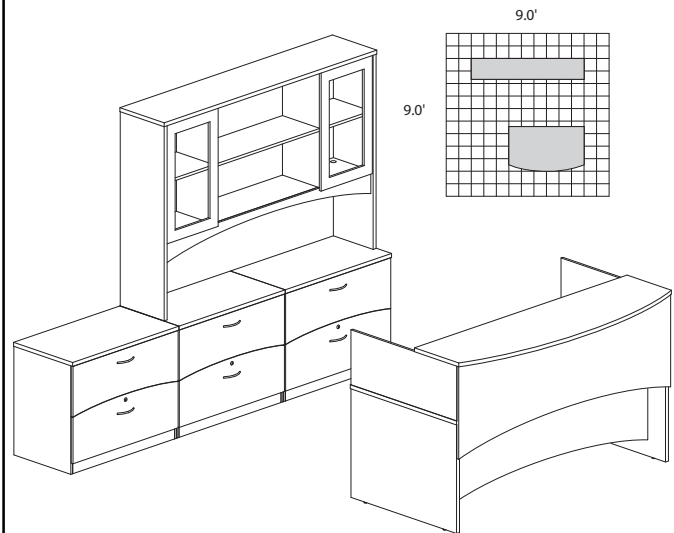
TOTAL: \$1812

BRIGHTON SERIES TYPICALS

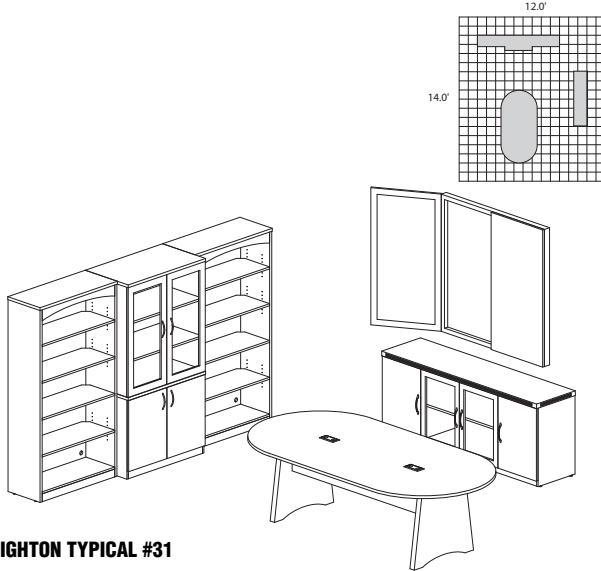
- Order complete suites using "BT__" models.

**BRIGHTON TYPICAL #29****Consists of:**

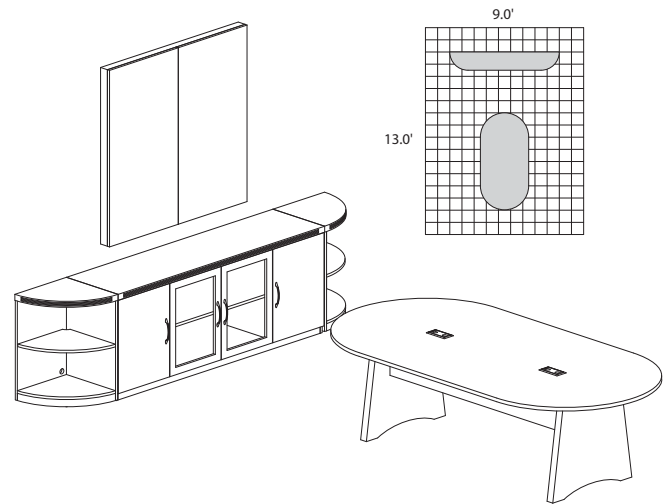
QTY.	MODEL NO.	DESCRIPTION	LIST PRICE EACH
1	BTRD7236	Rectangular Desk 72"W x 36"D	\$476
1	BTRDTC	Reception Counter	\$317
1	BTBF20	Suspended Pedestal	\$319
1	BTB4824	Curved Bridge 48"W x 24"D	\$213
1	BTCD7224	Credenza Shell 72"W x 24"D	\$372
1	BTBW72	Hutch with Wood Doors 72"W	\$574
1	BTPM	Paper Management	\$152
1	BTFLF36	Freestanding Lateral File	\$739

BT29**TOTAL: \$3162****BRIGHTON TYPICAL #30****Consists of:**

QTY.	MODEL NO.	DESCRIPTION	LIST PRICE EACH
1	BTRD7236	Rectangular Desk 72"W x 36"D	\$476
1	BTRDTC	Reception Counter	\$317
3	BTFLF36	Freestanding Lateral File	\$739
1	BTDHG72	Hutch with Glass Doors 72"W	\$760

BT30**TOTAL: \$3770****BRIGHTON TYPICAL #31****Consists of:**

QTY.	MODEL NO.	DESCRIPTION	LIST PRICE EACH
1	BTCT8	Conference Table 96"W x 48"D	\$712
2	BTB5S36	5-Shelf Bookcase	\$547
1	BTSC	Storage Cabinet	\$387
1	BTGDC	Glass Display Cabinet	\$642
1	ALC	Low Wall Cabinet 72"W x 24"D	\$1193
1	AVPB	Visual Presentation Board	\$821

BT31**TOTAL: \$4849****BRIGHTON TYPICAL #32****Consists of:**

QTY.	MODEL NO.	DESCRIPTION	LIST PRICE EACH
1	BTCT8	Conference Table 96"W x 48"D	\$712
1	ALC	Low Wall Cabinet	\$1193
2	ABQ2	2-Shelf 1/4 Round	\$263
1	AVPB	Visual Presentation Board	\$821

BT32**TOTAL: \$3252**

ABERDEEN SERIES



Casegoods

Modular
Desking

Conference &
Training Tables

Hospitality/
Breakroom

Seating

Folding/
Stacking

Ergonomic
Desks

High Density
Storage/Filing

Mailroom
Furniture

IT Furniture

Small Office
& Home Office

Drafting
Furniture

The Aberdeen Series of laminate casegoods combine fashionable aesthetics and unparalleled quality all in a package that is surprisingly affordable. Aberdeen's transitional style allows it to fit into any environment whether it be modular multi-station work areas or executive offices. Aberdeen provides exceptional abrasion and stain resistance along with technology and cable friendly components.

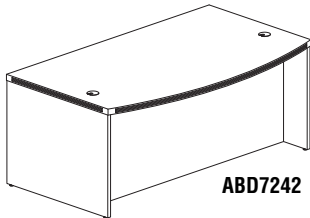
Finishes: Cherry and Mocha. Now New Maple!

CARB Compliant: Aberdeen's core materials comply with Phase 1 of CARB's formaldehyde emission limits of composite wood materials.

Complete product line in stock from both Arkansas and California distribution centers. Ships standard within 72 hours.

- All models in all finishes are available on both the Kwik-Ship and Fast Freight delivery programs with no quantity limitations.
- Horizontal surfaces feature fluted, PVC edge.

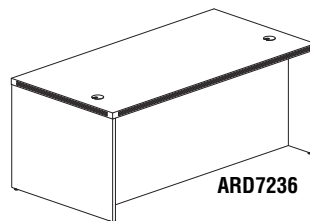
BOW FRONT DESK



- 1 5/8" thick work surface.
- Modesty panel is recessed 14 1/2" at center.
- Full-height, vertical grain, modesty panel included.
- Two grommets in surface, standard.

Model No.	Description	Dimensions	Wt.	List Price
ABD7242	72" Bowfront Desk	72"W x 42"D x 29 1/2"H	233#	\$795
ABD6642	66" Bowfront Desk	66"W x 42"D x 29 1/2"H	220#	\$756

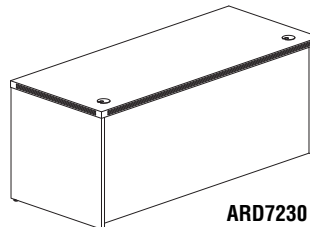
CONFERENCE FRONT DESK



- 1 5/8" thick work surface.
- Full-height, vertical grain, modesty panel included.
- Modesty panel is recessed 8 1/2" at center.
- Two grommets in surface, standard.

Model No.	Description	Dimensions	Wt.	List Price
ARD7236	72" Rectangular Conference Desk	72"W x 36"D x 29 1/2"H	215#	\$689

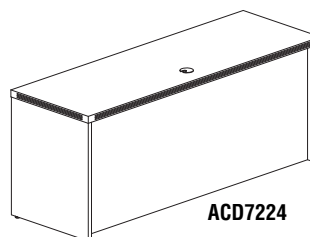
STRAIGHT FRONT DESK



- 1 5/8" thick work surface.
- Full-height, vertical grain, modesty panel included.
- Modesty panel is recessed 2 1/2".
- Two grommets in surface, standard.

Model No.	Description	Dimensions	Wt.	List Price
ARD7230	72" Rectangular Desk	72"W x 30"D x 29 1/2"H	188#	\$636
ARD6630	66" Rectangular Desk	66"W x 30"D x 29 1/2"H	177#	\$595
ARD6030	60" Rectangular Desk	60"W x 30"D x 29 1/2"H	167#	\$556

CREDENZA

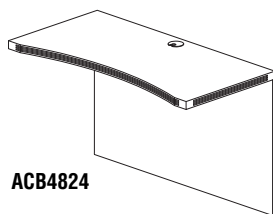


- 1 5/8" thick work surface.
- Full-height, vertical grain, modesty panel included.
- Modesty panel is recessed 3" for outlet clearance.
- One grommet in surface, standard.
- Mouse hole in modesty panel for cable pass through.

Model No.	Description	Dimensions	Wt.	List Price
ACD7224	72" Credenza	72"W x 24"D x 29 1/2"H	160#	\$556
ACD6624	66" Credenza	66"W x 24"D x 29 1/2"H	151#	\$530
ACD6024	60" Credenza	60"W x 24"D x 29 1/2"H	142#	\$503

ABERDEEN SERIES

BRIDGE



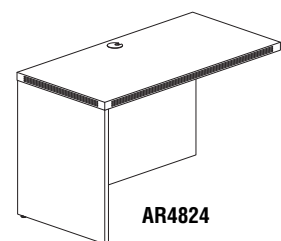
ACB4824

- Universal mounting to right or left side of desk.
- Not free-standing. Requires connection to credenza and desk.
- 1 5/8" thick work surface.
- Full-height, vertical grain modesty panel included.

- Modesty panel is flush.
- One grommet in surface, standard.
- Mouse hole in modesty panel for cable pass through.

Model No.	Description	Dimensions	Wt.	List Price
ACB4824	48" Curved Bridge	48"W x 24"D x 29 1/2"H	74#	\$343
ACB4224	42" Curved Bridge	42"W x 24"D x 29 1/2"H	63#	\$317

RETURN



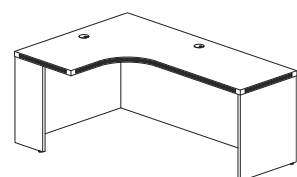
AR4824

- Returns are non-handed.
- Not free-standing. Requires connection to credenza, desk or extended corner.
- Mouse hole in modesty panel for cable pass through.

- Modesty panel is flush.
- One grommet in surface, standard.
- 1 5/8" thick work surface.
- Full-height, vertical grain modesty panel included.

Model No.	Description	Dimensions	Wt.	List Price
AR4824	48" Return	48"W x 24"D x 29 1/2"H	105#	\$397
AR4224	42" Return	42"W x 24"D x 29 1/2"H	96#	\$358
AR3624	36" Return	36"W x 24"D x 29 1/2"H	87#	\$330

EXTENDED CORNER



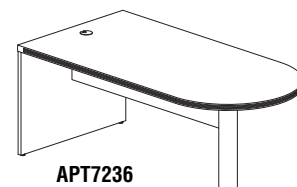
AEC72L

- 1 5/8" thick work surface.
- Full-height, vertical grain, modesty panel included.
- Modesty panel is recessed 3" for outlet clearance on desk side and flush on return side.

- Two grommets in surface, standard.
- Mouse hole in modesty panel (desk side) for cable pass through.

Model No.	Description	Dimensions	Wt.	List Price
AEC72L	72" Left Extended Corner Table	72"W x 48"D x 24"D Return	218#	\$888
AEC72R	72" Right Extended Corner Table	72"W x 48"D x 24"D Return	218#	\$888

FREESTANDING PENINSULA DESK



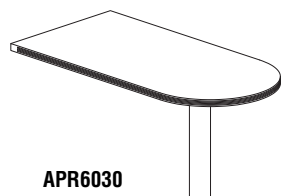
APT7236

- 1 5/8" thick work surface.
- Modesty panel is 12"H.
- One grommet in surface, standard.

- Mouse hole in modesty panel for cable pass through.
- Does not accommodate a center drawer.

Model No.	Description	Dimensions	Wt.	List Price
APT7236	72" Freestanding Peninsula	72"W x 36"D x 29 1/2"H	172#	\$767

PENINSULA RETURN



APR6030

- Not free-standing. Requires connection to credenza or desk.
- No grommet.
- No modesty panel.


Model No.	Description	Dimensions	Wt.	List Price
APR6030	60" Peninsula Return	60"W x 30"D x 29 1/2"H	80#	\$524

ABERDEEN SERIES

PEDESTAL FILE FOR DESK




APBF26



APBBF26

- Pedestals have integrated cable management access at top and bottom of ped.
- Ped tops are unfinished. Must be attached to underside of surface.
- Pedestals feature dual-purpose pencil drawers for storing supplies or storing laptop computers.
- All locks are keyed alike. Lock cores are removable for keying suites individually.
- Curved metal pulls with brushed nickel finish.
- File drawers accommodate letter or legal size hanging file folders.
- Pedestals ship fully assembled.

Model No.	Description	Dimensions	Wt.	List Price
APBF26	Suspended Desk PBF Ped	15 1/4"W x 26 1/2"D x 22 1/2"H	76#	\$436
APBBF26	Desk PBBF Ped	15 1/4"W x 26 1/2"D x 27 1/2"H	90#	\$595
AFF26	Desk FF Ped	15 1/4"W x 26 1/2"D x 27 1/2"H	86#	\$569

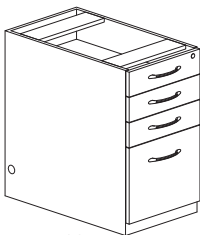


AFF26

PEDESTAL FILE FOR CREDENZA/RETURN/EXTENDED CORNER




APBF20



APBBF20

- Pedestals have integrated cable management access at top and bottom of ped.
- Ped tops are unfinished. Must be attached to underside of surface.
- Pedestals feature dual-purpose pencil drawers for storing supplies or storing laptop computers.
- All locks are keyed alike. Lock cores are removable for keying suites individually.
- Mobile kit contains 1" thick surface and five (5) casters to be used ONLY on the APBF20.
- Curved metal pulls with brushed nickel finish.
- File drawers accommodate letter or legal size hanging file folders.
- Pedestals ship fully assembled.

Model No.	Description	Dimensions	Wt.	List Price
APBF20	Suspended Credenza PBF Ped	15 1/4"W x 20"D x 22 1/2 "H	66#	\$392
APBBF20	Credenza PBBF Ped	15 1/4"W x 20"D x 27 1/2 "H	75#	\$530
AFF20	Credenza FF Ped	15 1/4"W x 20"D x 27 1/2 "H	74#	\$503
AMK20	Mobile Kit (Mocha and Cherry only)		14#	\$132



AFF20

Modular
DeskingsConference &
Training TablesHospitality/
Breakroom

Seating

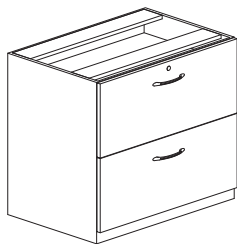
Folding/
StackingErgonomic
DesksHigh Density
Storage/FilingMailroom
Furniture

IT Furniture

Small Office
& Home OfficeDrafting
Furniture

ABERDEEN SERIES

LATERAL FILE FOR CREDENZA/RETURN/EXTENDED CORNER




ACLF30

- Credenza Laterals slide easily under any surface.
- Credenza Lateral top is unfinished.
- Drawers can support up to 150 lbs. each.
- Curved metal pulls with brushed nickel finish.
- All locks are keyed alike. Lock cores are removable for keying suites individually.

Model No.	Description	Dimensions	Wt.	List Price
ACLF30	30" Credenza Lateral File	30"W x 20"D x 27 1/2"H	110#	\$648
ACLF36	36" Credenza Lateral File	36"W x 20"D x 27 1/2"H	126#	\$729

FREESTANDING LATERAL FILE

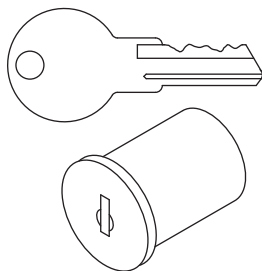


AFLF30

- 1 5/8" surface allows it to be used alone or next to any credenza or return.
- Drawers can support up to 150 lbs. each.
- Drawers can be configured for front-to-back or side-to-side filing.
- Curved metal pulls with brushed nickel finish.
- All locks are keyed alike. Lock cores are removable for keying suites individually.

Model No.	Description	Dimensions	Wt.	List Price
AFLF30	30" Freestanding Lateral File	30"W x 24"D x 29 1/2"H	201#	\$861
AFLF36	36" Freestanding Lateral File	36"W x 24"D x 29 1/2"H	240#	\$926

REPLACEMENT LOCK CORES



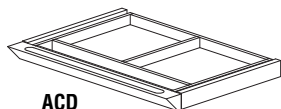
REALCC0100

- Allows pedestals and laterals to be keyed uniquely.
- Master key available.
- Must purchase a core removal tool to change locks cores.

Model No.	Description	Wt.	List Price
REALCC0100	Replacement core with keys	1#	\$19
REALCC0101	Replacement core with keys	1#	\$19
REALCC0102	Replacement core with keys	1#	\$19
REALCC0103	Replacement core with keys	1#	\$19
REALCC0104	Replacement core with keys	1#	\$19
REALCC0105	Replacement core with keys	1#	\$19
REALCC0106	Replacement core with keys	1#	\$19
REALCC0107	Replacement core with keys	1#	\$19
REALCC0108	Replacement core with keys	1#	\$19
REALCC0109	Replacement core with keys	1#	\$19
REALCC0110	Replacement core with keys	1#	\$19
REALCC0111	Replacement core with keys	1#	\$19
REALCC0112	Replacement core with keys	1#	\$19
REALCC0113	Replacement core with keys	1#	\$19
REALCC0114	Replacement core with keys	1#	\$19
REALCCCRC	Core removal tool	1#	\$19
REALCCMK	Master Key	1#	\$19

ABERDEEN SERIES

CENTER DRAWER

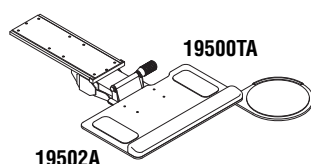


ACD

- Can be used under any worksurface (except APT7236 Peninsula Desk).
- Solid wood frame construction.
- Drawer operates smoothly on full-extension ball bearing suspension.
- Available in graphite with black drawer front only.

Model No.	Description	Dimensions	Wt.	List Price
ACD	Center Drawer	25"W x 18"D x 2"H	32#	\$158

KEYBOARD SUPPORTS

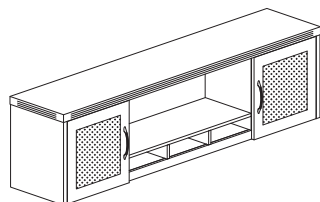


19502A

Model No.	Description	Wt.	List Price
19500TA	Retractable keyboard platform 19"W x 10 1/2"D. 0° to -15° tilt, 360° swivel.	12#	\$381
19502A	Optional Mouse Platform for 19500TA, 360° swivel, 9"Dia.	2#	\$141

Available in Black Only.

WALL MOUNT HUTCH

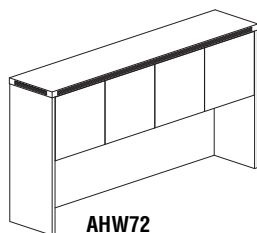


AWG72

- Hutch with two textured glass doors, central opening and pigeon hole slots.
- Central opening sized for binder storage.
- Wall mounting brackets included.
- Curved metal pulls with brushed nickel finish.
- Maximum 150 lb. weight capacity.

Model No.	Description	Dimensions	Wt.	List Price
AWG72	72" Wall Mount Hutch	72"W x 15"D x 19 1/8"H	121#	\$1060

HUTCH WITH WOOD DOORS

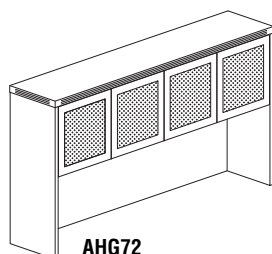


AHW72

- Features four cabinet styled doors with self-closing hinges.
- Back panel features two cable grommets.
- 21 1/2" clearance between work surface and bottom of shelf.
- Accepts optional fabric tack panel and task light.

Model No.	Description	Dimensions	Wt.	List Price
AHW72	72" Hutch with Wood Doors	72"W x 15"D x 39 1/8"H	142#	\$662
AHW66	66" Hutch with Wood Doors	66"W x 15"D x 39 1/8"H	134#	\$622
AHW60	60" Hutch with Wood Doors	60"W x 15"D x 39 1/8"H	126#	\$583

HUTCH WITH GLASS DOORS



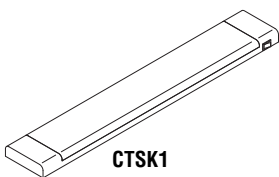
AHG72

- Textured glass highlight cabinet contents and still provide privacy.
- Glass is tempered for safety and durability.
- Features four cabinet styled doors with self-closing hinges.
- Back panel features two cable grommets.
- 21 1/2" clearance between work surface and bottom of shelf.
- Accepts optional fabric tack panel and task light.

Model No.	Description	Dimensions	Wt.	List Price
AHG72	72" Hutch with Glass Doors	72"W x 15"D x 39 1/8"H	142#	\$926

ABERDEEN SERIES

HUTCH TASK LIGHT

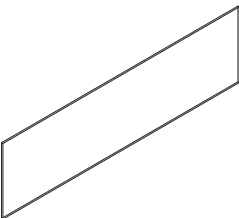


CTSK1

- Task lighting attaches to underside of hutch.
- Uses two energy efficient 13W T5 bulb.
- Includes diffuser lens.

Model No.	Description	Dimensions	Wt.	List Price
CTSK1	Task Light	25"W x 4"D x 1"H	5#	\$132

HUTCH TACK PANEL

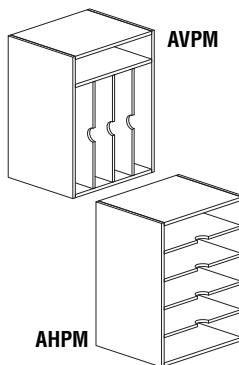


AFTP72

- Tack panel attaches to hutch back panel using adhesive tape.
- Allows for access to the hutch's grommet for cable management.
- Available in Black fabric only.

Model No.	Description	Dimensions	Wt.	List Price
AFTP72	72" Fabric Tack Panel	69 3/4"W x 1/2"D x 19 1/4"H	6#	\$185
AFTP66	66" Fabric Tack Panel	63 3/4"W x 1/2"D x 19 1/4"H	6#	\$158
AFTP60	60" Fabric Tack Panel	57 3/4"W x 1/2"D x 19 1/4"H	5#	\$144

PAPER MANAGEMENT ORGANIZERS



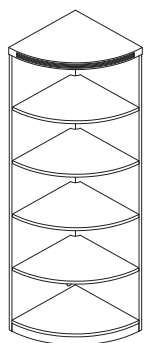
AVPM

AHPM

- Pigeon hole slots can accommodate "legal" sized documents.
- Sized to fit under hutch.

Model No.	Description	Dimensions	Wt.	List Price
AVPM	Vertical Paper Management	15"W x 11 3/4"D x 20 1/4"H	31#	\$185
AHPM	Horizontal Paper Management	15"W x 11 3/4"D x 20 1/4"H	32#	\$185

BOOKCASES



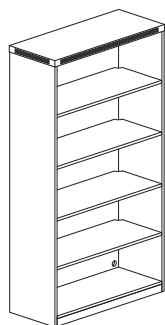
ABQ5

- Shelves are adjustable on 1 1/4" increments with 5" of total adjustment.
- Shelves contain corner mouse holes for vertical cable management.
- Back panel provides grommet for wall access.

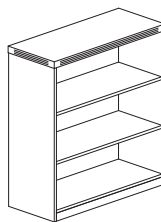
Model No.	Description	Dimensions	Wt.	List Price
ABQ5	5 Shelf Quarter Round (1 fixed shelf)	18"W x 18"D x 68 3/4"H	108#	\$503
ABQ2	2 Shelf Quarter Round (1 fixed shelf)	18"W x 18"D x 29 1/2"H	80#	\$263
AB5S36	5 Shelf Bookcase (1 fixed shelf)	36"W x 15"D x 68 3/4"H	175#	\$622
AB3S36	3 Shelf Bookcase	36"W x 15"D x 39 1/8"H	117#	\$516
AB2S36	2 Shelf Bookcase	36"W x 15"D x 29 1/2"H	93#	\$423



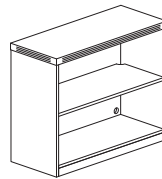
ABQ2



AB5S36




AB3S36



AB2S36

ABERDEEN SERIES

PERSONAL STORAGE TOWER

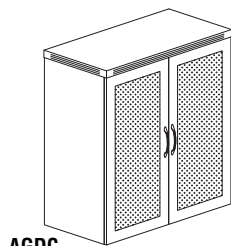


APST

- Includes 7 3/4" wardrobe section with a hanging rod and 4 adjustable shelves.
- Storage section includes two adjustable shelves on 1 1/4" increments with a total of 5" of adjustment.
- File section includes two file drawers.
- Curved metal pulls with brushed nickel finish. Additional pull options available.
- Ships in two cartons.

Model No.	Description	Dimensions	Wt.	List Price
APST	Personal Storage Tower	24"W x 24"D x 68 3/4"H	248#	\$1060

GLASS DISPLAY CABINET

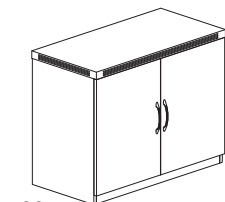


AGDC

- Textured glass highlight cabinet contents and still provide privacy.
- Glass is tempered for safety and durability.
- Two (2) adjustable shelves on 1 1/4" increments with a total of 5" of adjustment.
- Curved metal pulls with brushed nickel finish. Additional pull options available.
- Grommet in back panel for wall access.
- Mouse hole in shelf to permit vertical routing of cables.

Model No.	Description	Dimensions	Wt.	List Price
AGDC	Glass Display Cabinet	36"W x 18"D x 39 1/4"H	135#	\$861

STORAGE CABINET

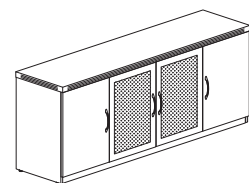


ASC

- Self-closing hinged doors.
- One shelf adjustable on 1 1/4" increments with a total of 5" of adjustment.
- Shelf contains corner mouse hole for vertical cable management.
- Mouse hole in back panel for wall access.
- Curved metal pulls with brushed nickel finish. Additional pull options available.

Model No.	Description	Dimensions	Wt.	List Price
ASC	Storage Cabinet	36"W x 18"D x 29 1/2"H	132#	\$662

LOW WALL CABINET



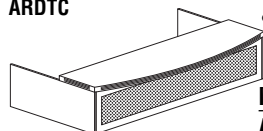
ALC

- Self-closing hinged doors.
- One shelf per compartment adjustable on 1 1/4" increments with a total of 5" of adjustment. (3 shelves total)
- Shelves contain corner mouse hole for vertical cable management.
- Mouse hole in back panel for wall access.
- Curved metal pulls with brushed nickel finish standard. Also includes Brighton handles. Additional pull options available.

Model No.	Description	Dimensions	Wt.	List Price
ALC	Low Wall Cabinet	72"W x 18"D x 29 1/2"H	173#	\$1193

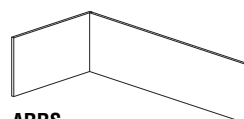
RECEPTION ACCESSORIES

ARDTC



- For main reception desk. To be used on ARD7236.
- Textured glass front panel.
- 1 5/8" thick bow front transaction counter. 6" overhang.
- Transaction counter measures 72"H x 21"D x 15 5/8"H.

Model No.	Description	Dimensions	Wt.	List Price
ARDTC	72" Reception Transaction Counter	72"W x 42"D x 15 5/8"H	113#	\$622



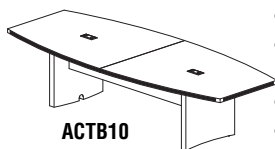
ARRS

- To be used on top of desk return AR4824.
- Reception screen is symmetrical and non-handed.

Model No.	Description	Dimensions	Wt.	List Price
ARRS	48" Reception Return Screen	48"W x 24"D x 14"H	28#	\$210

ABERDEEN SERIES


CONFERENCE TABLES



ACTB10




ACTR42




SPM

- 1 5/8" thick work surface.
- Surfaces feature hollow core construction.
- Boat-shaped conference tables standard with two grommets (6' has one centered grommet).
- Boat-shaped conference tables accept power module for power and data access to operate computers and presentation equipment during meetings.
- Round conference tables have one round grommet.
- Conference table legs have cable chimney for concealed cable management from surface to floor.
- Tops larger than 96" have multi-piece top surfaces connected via steel cam post and steel connecting plates.
- Large conference tables ship in multiple cartons.
- Structural modesty panel conceals horizontal cable management.

Model No.	Description	Dimensions	Wt.	List Price
ACTB18	18' Conference Table, Boat Surface	216"W x 48"D x 29 1/2"H	650#	\$3157
ACTB12	12' Conference Table, Boat Surface	144"W x 48"D x 29 1/2"H	500#	\$1836
ACTB10	10' Conference Table, Boat Surface	120"W x 48"D x 29 1/2"H	416#	\$1534
ACTB8	8' Conference Table, Boat Surface	96"W x 48"D x 29 1/2"H	344#	\$1269
ACTB6	6' Conference Table, Boat Surface	72"W x 36"D x 29 1/2"H	233#	\$875
ACTR42	42" Round Conference Table	42"Dia x 29 1/2"H	105#	\$617

Model No.	Description	List Price
SPM 	6 1/4"W x 4"D x 1 1/2"H Optional Power Module, UL Listed [includes RJ11-Cat 3 coupler (phone) and RJ45 coupler (data)] – 6' power cord	\$261

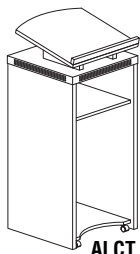
CONFERENCE ACCESSORIES



AVPB

- White dry-erase board in center panel that features magnetic, non-ghosting surface.
- Marker board can be used for projection.
- Sculpted lower tray holds markers, erasers, etc.
- Inside face of doors covered in tackable black fabric.
- Wall mounting brackets included.

Model No.	Description	Dimensions	Wt.	List Price
AVPB	Visual Presentation Board	48"W x 2 3/8"D x 48"H	80#	\$821



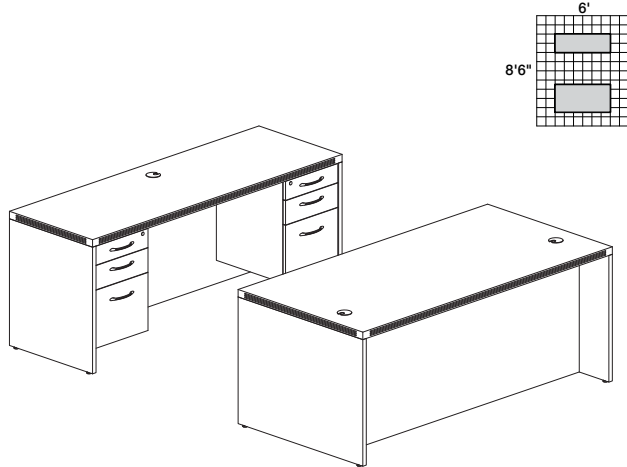
ALCT

- One fixed shelf.
- Four casters concealed in lectern base, non-locking.
- Angled stand has stop to prevent papers from sliding.
- Top surface has a grommet for cable pass-through.

Model No.	Description	Dimensions	Wt.	List Price
ALCT	Lectern	18"W x 18"D x 44"H	78#	\$476

ABERDEEN SERIES TYPICALS

- Order complete suites using "AT__" models.



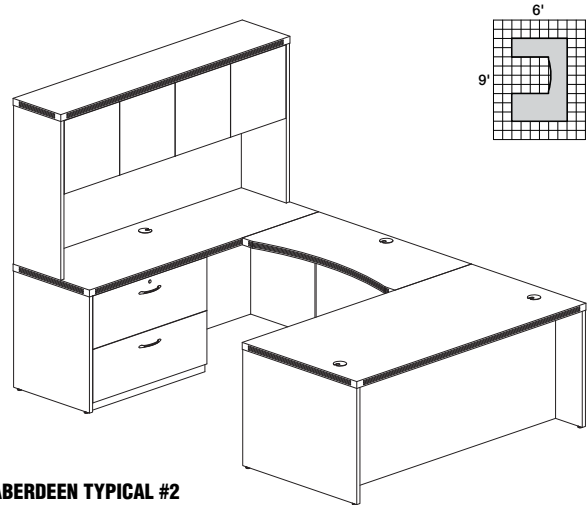
ABERDEEN TYPICAL #1

Consists of:

QTY.	MODEL NO.	DESCRIPTION	LIST PRICE EACH
1	ARD7236	Rectangular Conference Desk 72"W x 36"D	\$689
1	ACD7224	Credenza 72"W x 24"D	\$556
2	APBF26	Suspended Desk Pencil/Box/File Pedestal	\$436
2	APBF20	Suspended Credenza Pencil/Box/File Pedestal	\$392

AT1

TOTAL: \$2901



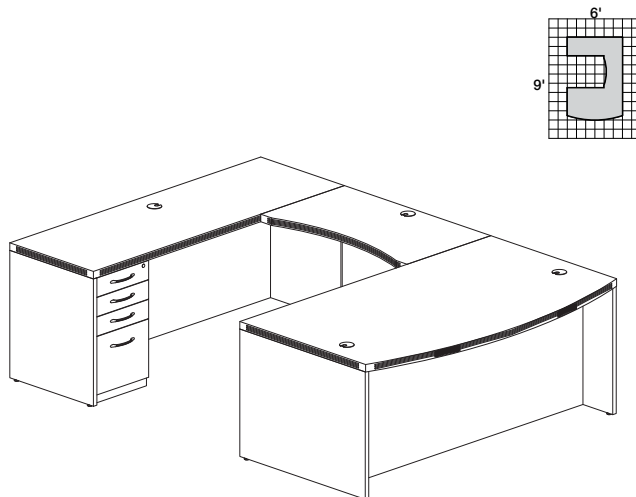
ABERDEEN TYPICAL #2

Consists of:

QTY.	MODEL NO.	DESCRIPTION	LIST PRICE EACH
1	ARD7236	Rectangular Conference Desk 72"W x 36"D	\$689
1	ACD7224	Credenza 72"W x 24"D	\$556
1	ACB4824	Contour Bridge 48"W x 24"D	\$343
1	APBF26	Suspended Desk Pencil/Box/File Pedestal	\$436
1	ACLF36	Credenza Lateral File 36"W x 20"D	\$729
1	AHW72	Hutch with Wood Doors 72"W	\$662

AT2

TOTAL: \$3415



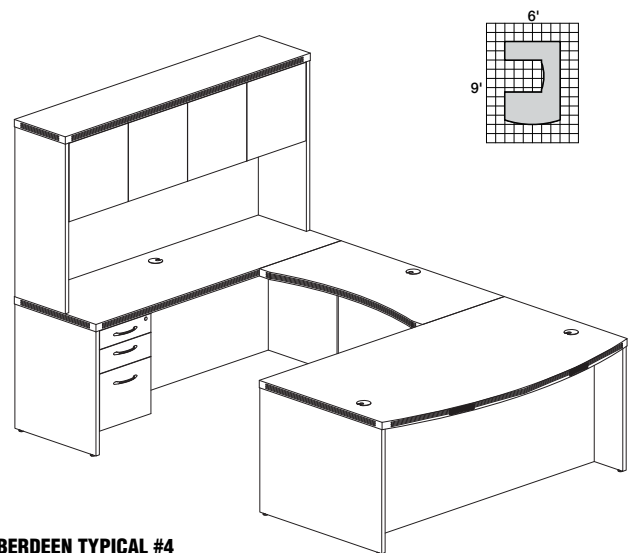
ABERDEEN TYPICAL #3

Consists of:

QTY.	MODEL NO.	DESCRIPTION	LIST PRICE EACH
1	ABD7242	Bowfront Desk 72"W x 42"D	\$795
1	ACD7224	Credenza 72"W x 24"D	\$556
1	ACB4224	Contour Bridge 42"W x 24"D	\$317
1	APBBF26	Desk Pencil/Box/Box/File Pedestal	\$595
1	APBBF20	Credenza Pencil/Box/Box/File Pedestal	\$530

AT3

TOTAL: \$2793



ABERDEEN TYPICAL #4

Consists of:

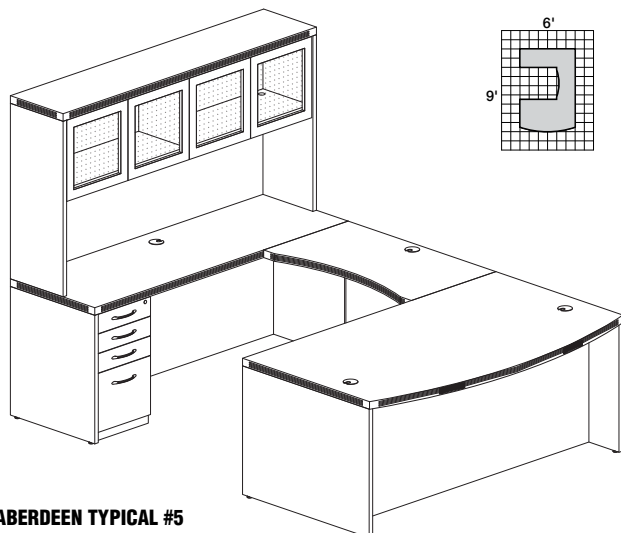
QTY.	MODEL NO.	DESCRIPTION	LIST PRICE EACH
1	ABD7242	Bowfront Desk 72"W x 42"D	\$795
1	ACD7224	Credenza 72"W x 24"D	\$556
1	ACB4824	Contour Bridge 48"W x 24"D	\$343
1	APBF26	Suspended Desk Pencil/Box/File Pedestal	\$436
1	APBF20	Suspended Credenza Pencil/Box/File Pedestal	\$392
1	AHW72	Hutch with Wood Doors 72"W	\$662

AT4

TOTAL: \$3184

ABERDEEN TYPICALS

- Order complete suites using "AT__" models.



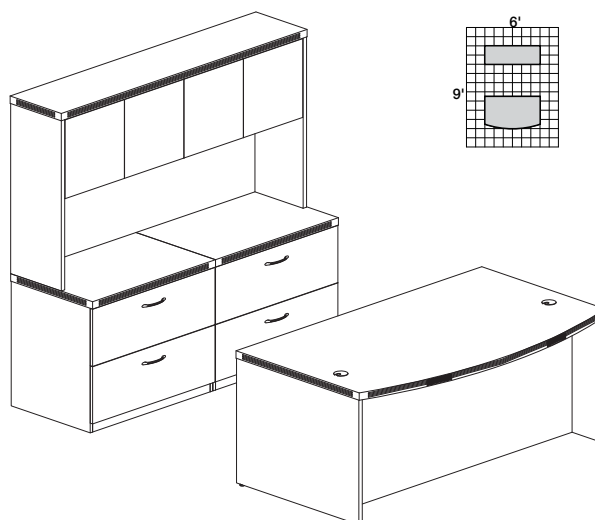
ABERDEEN TYPICAL #5

Consists of:

QTY.	MODEL NO.	DESCRIPTION	LIST PRICE EACH
1	ABD7242	Bowfront Desk 72"W x 42"D	\$795
1	ACD7224	Credenza 72"W x 24"D	\$556
1	ACB4224	Contour Bridge 42"W x 24"D	\$317
1	APBBF26	Desk Pencil/Box/Box/File Pedestal	\$595
1	APBBF20	Credenza Pencil/Box/Box/File Pedestal	\$530
1	AHG72	Hutch with Glass Doors 72"W	\$926

AT5

TOTAL: \$3719



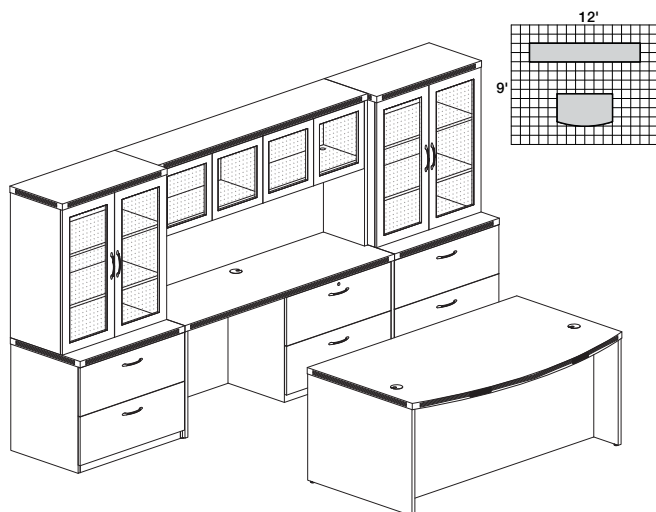
ABERDEEN TYPICAL #6

Consists of:

QTY.	MODEL NO.	DESCRIPTION	LIST PRICE EACH
1	ABD7242	Bowfront Desk 72"W x 24"D	\$795
1	APBF26	Suspended Desk Pencil/Box/File Pedestal	\$436
1	APBF26	Suspended Desk Pencil/Box/File Pedestal	\$436
2	AFLF36	Freestanding Lateral File 36"W x 24"D	\$926
1	AHW72	Hutch with Wood Doors 72"W	\$662

AT6

TOTAL: \$4181



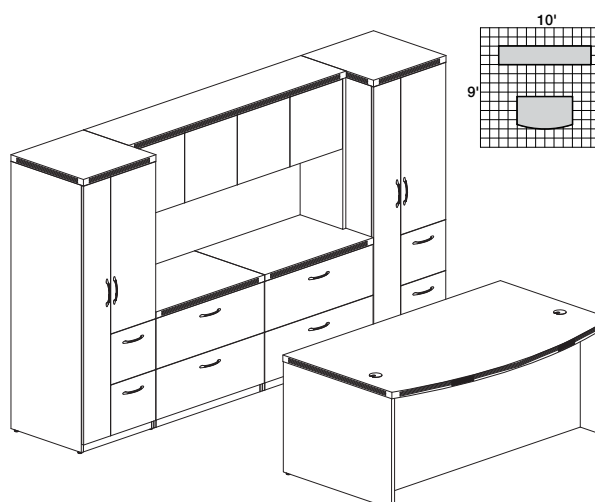
ABERDEEN TYPICAL #7

Consists of:

QTY.	MODEL NO.	DESCRIPTION	LIST PRICE EACH
1	ABD7242	Bowfront Desk 72"W x 42"D	\$795
1	ACD7224	Credenza 72"W x 24"D	\$556
2	AFLF36	Freestanding Lateral File 36"W x 24"D	\$926
1	ACLF36	Credenza Lateral File 36"W x 20"D	\$729
2	AGDC	Glass Display Cabinet	\$861
2	APBF26	Suspended Desk Pencil/Box/File Pedestal	\$436
1	AHG72	Hutch with Glass Doors 72"W	\$926

AT7

TOTAL: \$7452



ABERDEEN TYPICAL #8

Consists of:

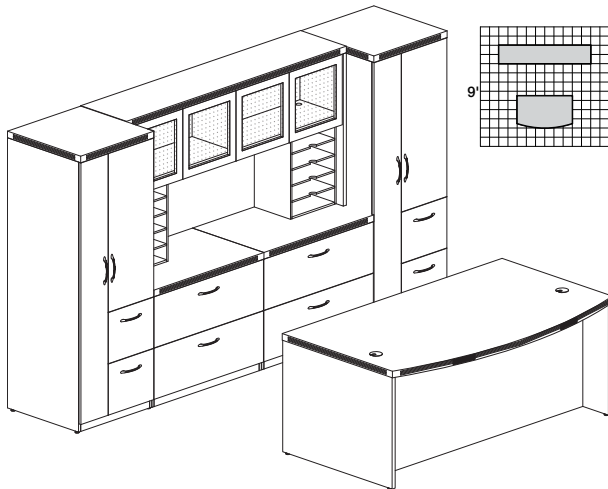
QTY.	MODEL NO.	DESCRIPTION	LIST PRICE EACH
1	ABD7242	Bowfront Desk 72"W x 42"D	\$795
1	APBBF26	Desk Pencil/Box/Box/File Pedestal	\$595
1	AFF26	Desk File/File Pedestal	\$569
2	AFLF36	Freestanding Lateral File 36"W x 24"D	\$926
2	APST	Personal Storage Tower	\$1060
1	AHW72	Hutch with Wood Doors 72"W	\$662

AT8

TOTAL: \$6593

ABERDEEN TYPICALS

- Order complete suites using "AT__" models.



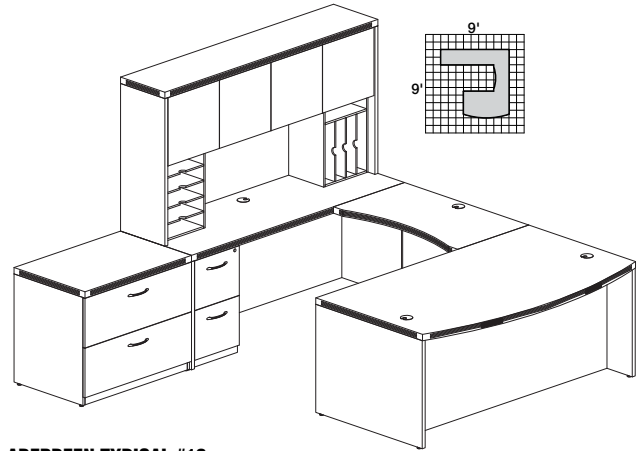
ABERDEEN TYPICAL #9

Consists of:

QTY.	MODEL NO.	DESCRIPTION	LIST PRICE EACH
1	ABD7242	Bowfront Desk 72"W x 42"D	\$795
1	APBBF26	Desk Pencil/Box/Box/File Pedestal	\$595
1	AFF26	Desk File/File Pedestal	\$569
2	AFLF36	Freestanding Lateral File 36"W x 24"D	\$926
2	APST	Personal Storage Tower	\$1060
1	AHG72	Hutch with Glass Doors 72"W	\$926
2	AHPM	Horizontal Paper Management	\$185

AT9

TOTAL: \$7227



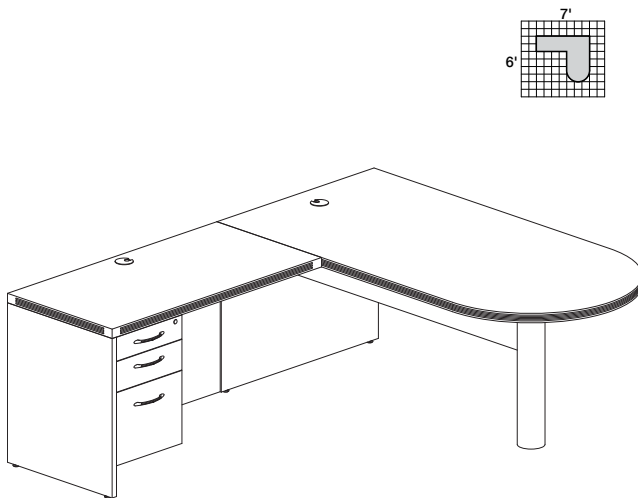
ABERDEEN TYPICAL #10

Consists of:

QTY.	MODEL NO.	DESCRIPTION	LIST PRICE EACH
1	ABD7242	Bowfront Desk 72"W x 42"D	\$795
1	ACB4224	Contour Bridge 42"W x 24"D	\$317
1	ACD7224	Credenza 72"W x 24"D	\$556
1	APBBF26	Desk Pencil/Box/Box/File Pedestal	\$595
1	AFF20	Credenza File/File Pedestal	\$503
1	AFLF36	Freestanding Lateral File 36"W x 24"D	\$926
1	AHW72	Hutch with Wood Doors 72"W	\$662
1	AHPM	Horizontal Paper Management	\$185
1	AVPM	Vertical Paper Management	\$185

AT10

TOTAL: \$4724



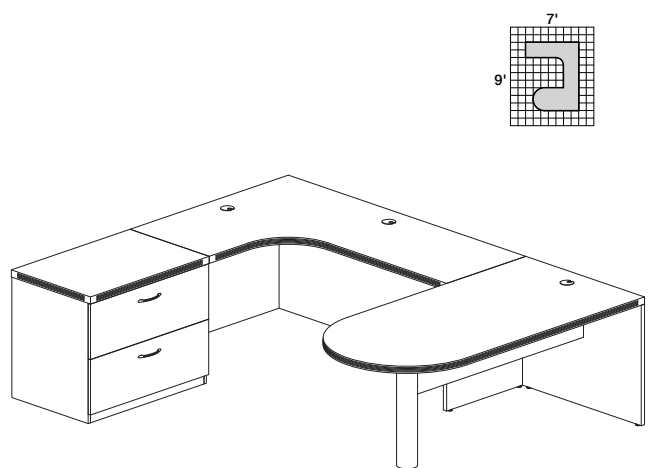
ABERDEEN TYPICAL #11

Consists of:

QTY.	MODEL NO.	DESCRIPTION	LIST PRICE EACH
1	APT7236	Freestanding Peninsula 72"W x 36"D	\$767
1	AR4824	Return 48"W x 24"D	\$397
1	APBF20	Suspended Credenza Pencil/Box/File Pedestal	\$392

AT11

TOTAL: \$1556



ABERDEEN TYPICAL #12

Consists of:

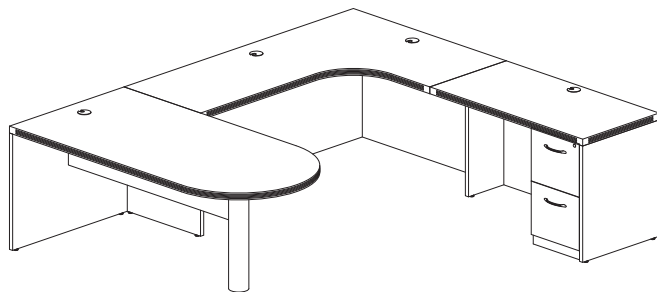
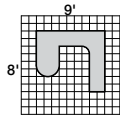
QTY.	MODEL NO.	DESCRIPTION	LIST PRICE EACH
1	APT7236	Freestanding Peninsula 72"W x 36"D	\$767
1	AEC72L	Extended Corner, Left 72"W x 48"D	\$888
1	AFLF36	Freestanding Lateral File 36"W x 24"D	\$926

AT12

TOTAL: \$2581

ABERDEEN TYPICALS

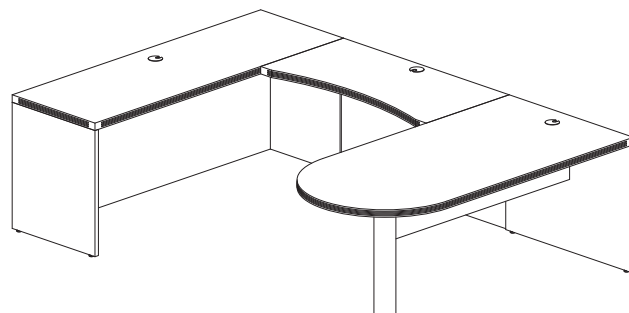
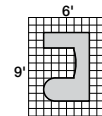
- Order complete suites using "AT__" models.



ABERDEEN TYPICAL #13

Consists of:

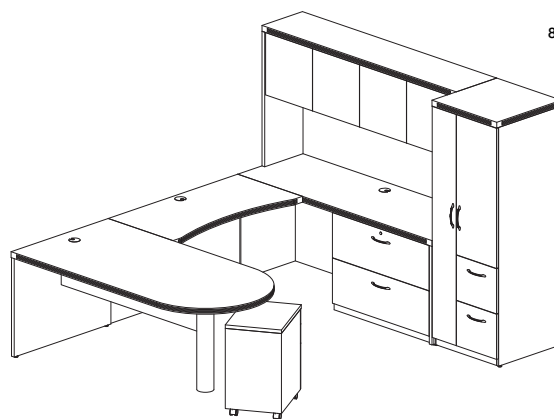
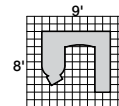
QTY.	MODEL NO.	DESCRIPTION	LIST PRICE EACH
1	APT7236	Freestanding Peninsula 72"W x 36"D	\$767
1	AEC72R	Extended Corner, Right 72"W x 48"D	\$888
1	AR4824	Return 48"W x 24"D	\$397
1	AFF20	Credenza File/File Pedestal	\$503

AT13
TOTAL: \$2555


ABERDEEN TYPICAL #14

Consists of:

QTY.	MODEL NO.	DESCRIPTION	LIST PRICE EACH
1	APT7236	Freestanding Peninsula 72"W x 36"D	\$767
1	ACB4824	Contour Bridge 48"W x 24"D	\$343
1	ACD7224	Credenza 72"W x 24"D	\$556

AT14
TOTAL: \$1666


ABERDEEN TYPICAL #15

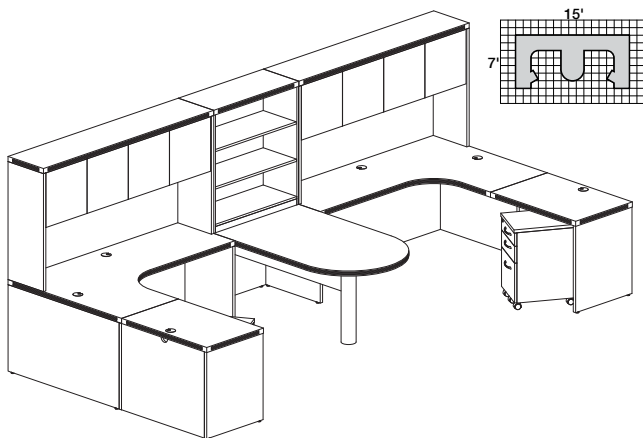
Consists of:

QTY.	MODEL NO.	DESCRIPTION	LIST PRICE EACH
1	APT7236	Freestanding Peninsula 72"W x 36"D	\$767
1	ACB4824	Contour Bridge 48"W x 24"D	\$343
1	ACD7224	Credenza 72"W x 24"D	\$556
1	AHW72	Hutch with Wood Doors 72"W	\$662
1	APST	Personal Storage Tower	\$1060
1	APBF20	Suspended Credenza Pencil/Box/File Pedestal	\$392
1	AMK20	Mobile Kit for Suspended Credenza Pedestals	\$132
1	ACLF36	Credenza Lateral File 36"W x 24"D	\$729

AT15
TOTAL: \$4641

ABERDEEN TYPICALS

- Order complete suites using "AT__" models.



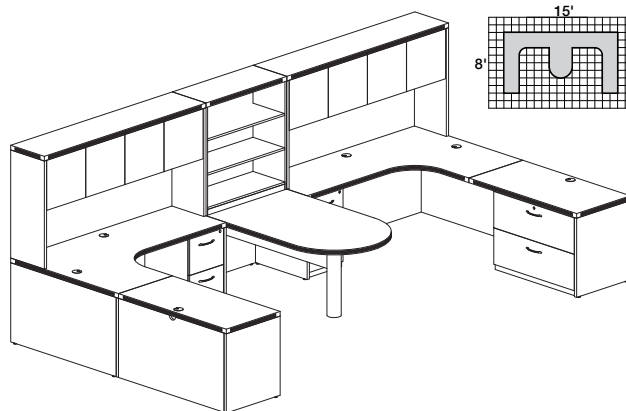
ABERDEEN TYPICAL #17

Consists of:

QTY.	MODEL NO.	DESCRIPTION	LIST PRICE EACH
1	APT7236	Freestanding Peninsula 72"W x 36"D	\$767
1	AEC72R	Extended Corner, Right 72"W x 48"D	\$888
1	AEC72L	Extended Corner, Left 72"W x 48"D	\$888
2	AR3624	Return 36"W x 24"D	\$330
2	APBF20	Suspended Credenza Pencil/Box/File Pedestal	\$392
2	AMK20	Mobile Kit for Suspended Credenza Pedestal	\$132
2	AHW72	Hutch with Wood Doors 72"W	\$662
1	AB3S36	3-Shelf Bookcase	\$516

AT17

TOTAL: \$6091



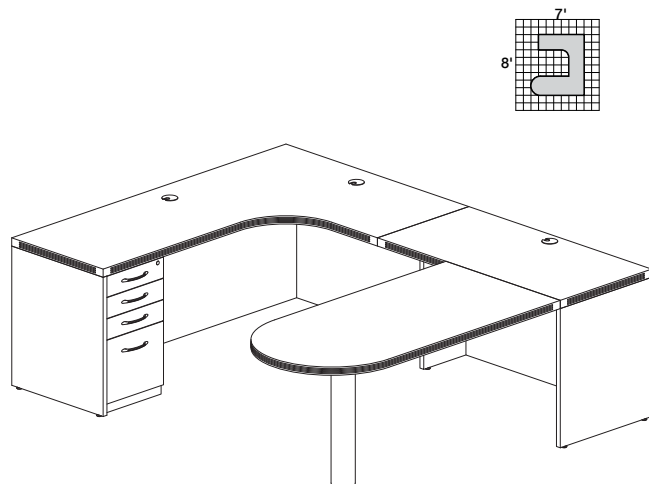
ABERDEEN TYPICAL #18

Consists of:

QTY.	MODEL NO.	DESCRIPTION	LIST PRICE EACH
1	APT7236	Freestanding Peninsula 72"W x 36"D	\$767
1	AEC72R	Extended Corner, Right 72"W x 48"D	\$888
1	AEC72L	Extended Corner, Left 72"W x 48"D	\$888
2	AFTP72	72" Fabric Tack Panel	\$185
2	AR4824	Return 48"W x 24"D	\$397
2	AFF20	Suspended Credenza Pencil/box/File Pedestal	\$503
2	ACLF36	Credenza Lateral File 36"W x 20"D	\$729
2	AHW72	Hutch with Wood Doors 72"W	\$662
1	AB3S36	3-Shelf Bookcase	\$516

AT18

TOTAL: \$8011



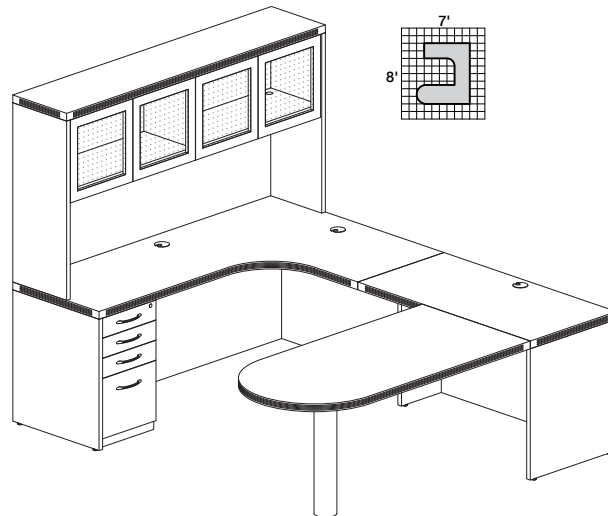
ABERDEEN TYPICAL #19

Consists of:

QTY.	MODEL NO.	DESCRIPTION	LIST PRICE EACH
1	AEC72R	Extended Corner, Right 72"W x 48"D	\$888
1	AR4824	Return 48"W x 24"D	\$397
1	APR6030	Peninsula Return 60"W x 30"D	\$524
1	APBBF20	Credenza Pencil/Box/Box/File Pedestal	\$530

AT19

TOTAL: \$2339



ABERDEEN TYPICAL #20

Consists of:

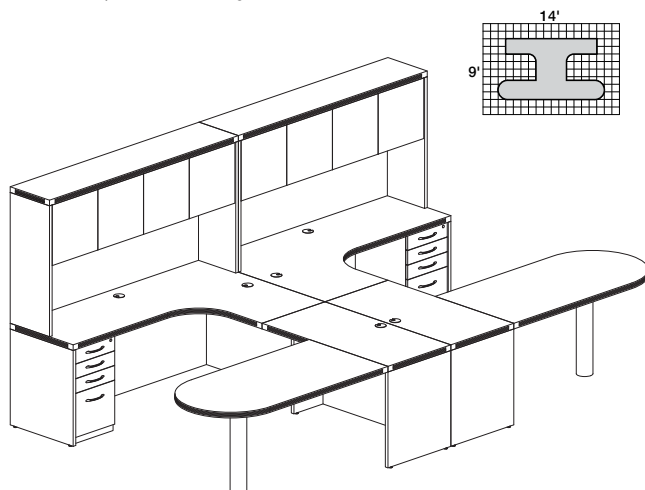
QTY.	MODEL NO.	DESCRIPTION	LIST PRICE EACH
1	AEC72R	Extended Corner, Right 72"W x 48"D	\$888
1	AR4824	Return 48"W x 24"D	\$397
1	APR6030	Peninsula Return 60"W x 30"D	\$524
1	APBBF20	Credenza Pencil/Box/Box/File Pedestal	\$530
1	AHG72	Hutch with Glass Doors 72"W	\$926

AT20

TOTAL: \$3265

ABERDEEN TYPICALS

- Order complete suites using "AT__" models.



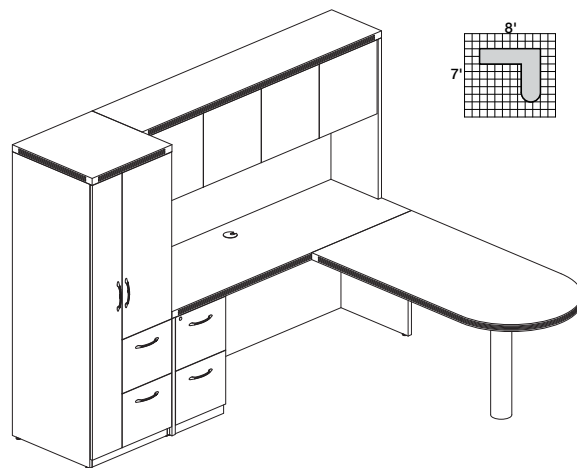
ABERDEEN TYPICAL #21

Consists of:

QTY.	MODEL NO.	DESCRIPTION	LIST PRICE EACH
1	AEC72R	Extended Corner, Right 72"W x 48"D	\$888
1	AEC72L	Extended Corner, Left 72"W x 48"D	\$888
2	AR4824	Return 48"W x 24"D	\$397
2	APR6030	Peninsula Return 60"W x 30"D	\$524
2	APBBF20	Credenza Pencil/Box/Box/File Pedestal	\$530
2	AHW72	Hutch with Wood Doors 72"W	\$662

AT21

TOTAL: \$6002



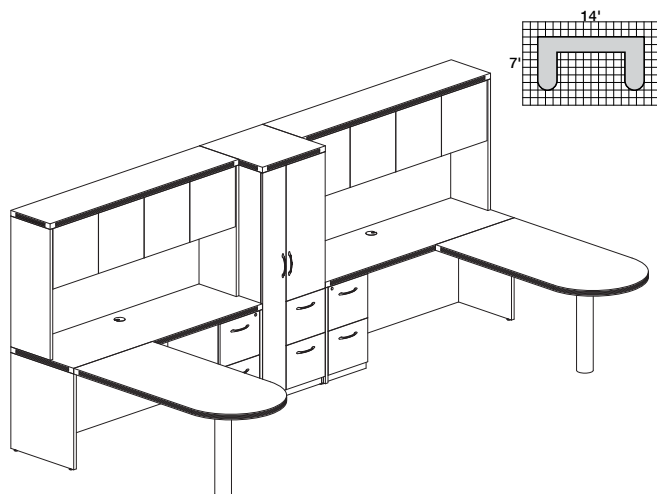
ABERDEEN TYPICAL #22

Consists of:

QTY.	MODEL NO.	DESCRIPTION	LIST PRICE EACH
1	APR6030	Peninsula Return 60"W x 30"D	\$524
1	ACD7224	Credenza 72"W x 24"D	\$556
1	AFF20	Credenza File/File Pedestal	\$503
1	APST	Personal Storage Tower	\$1060
1	AHW72	Hutch with Wood Doors 72"W	\$662

AT22

TOTAL: \$3305



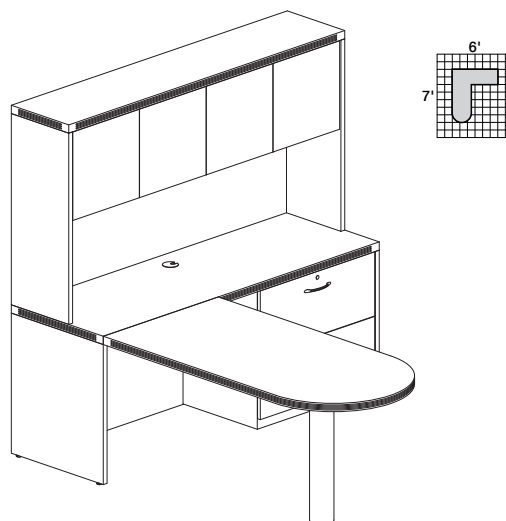
ABERDEEN TYPICAL #23

Consists of:

QTY.	MODEL NO.	DESCRIPTION	LIST PRICE EACH
2	APR6030	Peninsula Return 60"W x 30"D	\$524
2	ACD7224	Credenza 72"W x 24"D	\$556
2	AFF20	Credenza File/File Pedestal	\$503
1	APST	Personal Storage Tower	\$1060
2	AHW72	Hutch with Wood Doors	\$662

AT23

TOTAL: \$5550



ABERDEEN TYPICAL #24

Consists of:

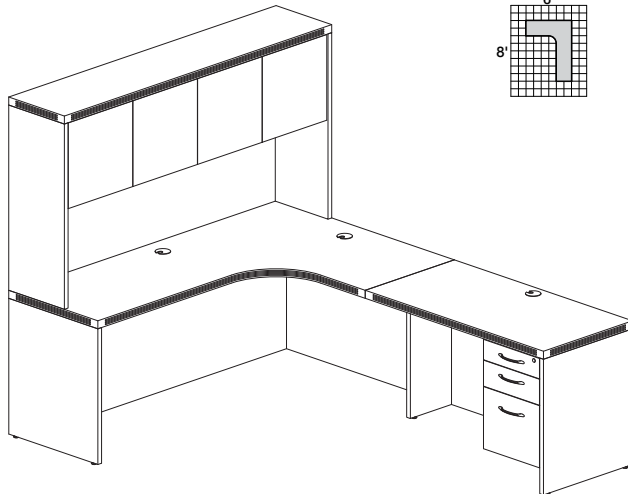
QTY.	MODEL NO.	DESCRIPTION	LIST PRICE EACH
1	APR6030	Peninsula Return 60"W x 30"D	\$524
1	ACD7224	Credenza 72"W x 24"D	\$556
1	ACLF30	Credenza Lateral File 30"W x 20"D	\$648
1	AHW72	Hutch with Wood Doors 72"W	\$662

AT24

TOTAL: \$2390

ABERDEEN TYPICALS

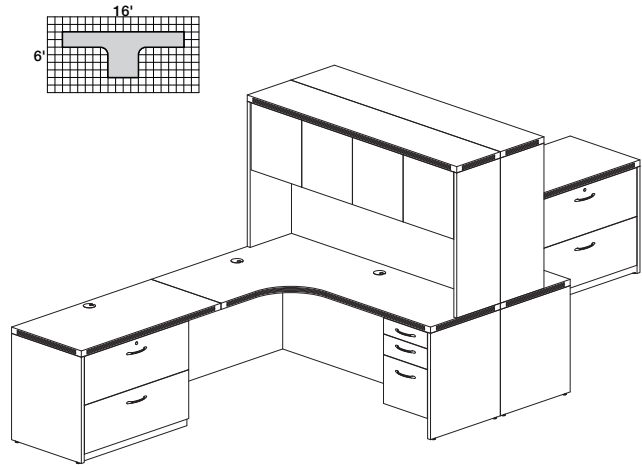
- Order complete suites using "AT__" models.



ABERDEEN TYPICAL #25

Consists of:

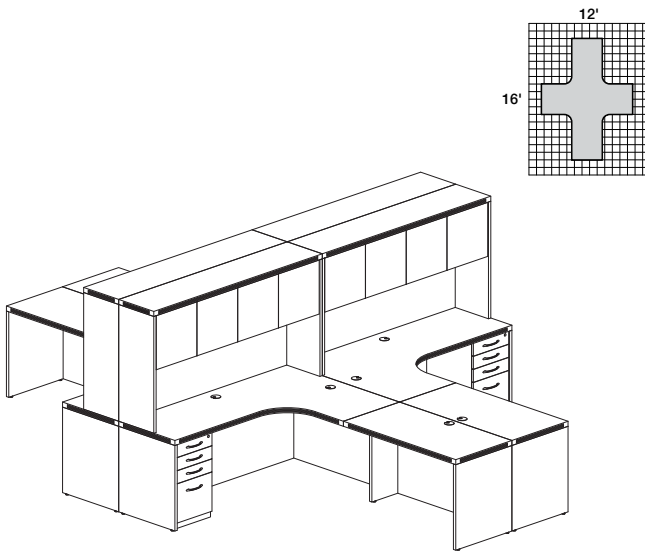
QTY.	MODEL NO.	DESCRIPTION	LIST PRICE EACH
1	AEC72R	Extended Corner, Right 72"W x 48"D	\$888
1	AR4824	Return 48"W x 24"D	\$397
1	APBF20	Suspended Credenza Pencil/Box/File Pedestal	\$392
1	AHW72	Hutch with Wood Doors 72"W	\$662

AT25
TOTAL: \$2339


ABERDEEN TYPICAL #26

Consists of:

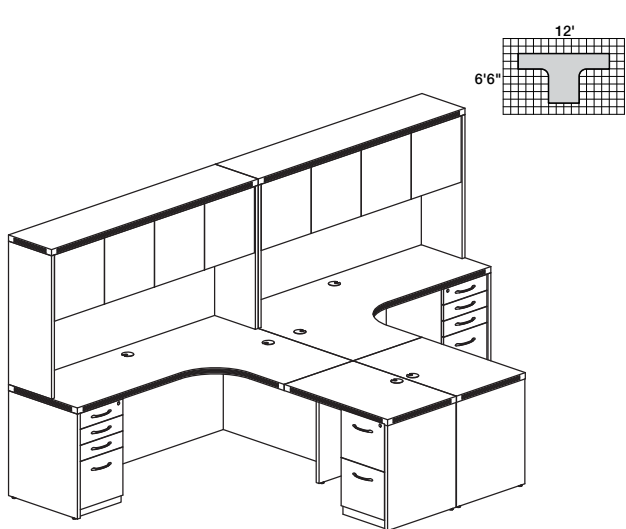
QTY.	MODEL NO.	DESCRIPTION	LIST PRICE EACH
1	AEC72R	Extended Corner, Right 72"W x 48"D	\$888
1	AEC72L	Extended Corner, Left 72"W x 48"D	\$888
2	AR4824	Return 48"W x 24"D	\$397
2	APBF20	Suspended Credenza Pencil/Box/File Pedestal	\$392
2	ACLF36	Credenza Lateral File 36"W x 20"D	\$729
2	AHW72	Hutch with Wood Doors 72"W	\$662

AT26
TOTAL: \$6136


ABERDEEN TYPICAL #27

Consists of:

QTY.	MODEL NO.	DESCRIPTION	LIST PRICE EACH
2	AEC72R	Extended Corner, Right 72"W x 48"D	\$888
2	AEC72L	Extended Corner, Left 72"W x 48"D	\$888
4	AR4824	Return 48"W x 24"D	\$397
4	APBBF20	Credenza Pencil/Box/box/File Pedestal	\$530
4	AHW72	Hutch with Wood Doors 72"W	\$662

AT27
TOTAL: \$9908


ABERDEEN TYPICAL #28

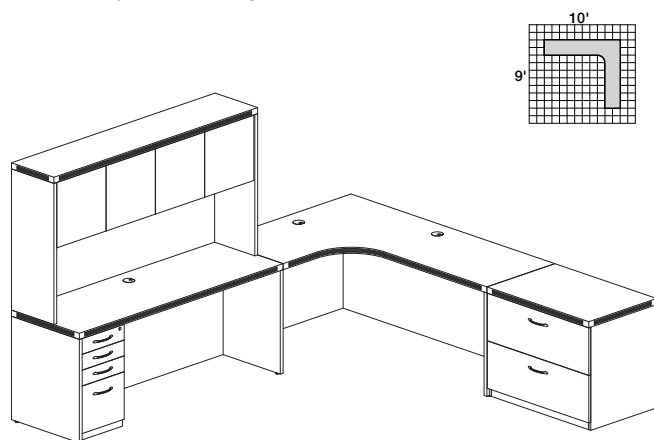
Consists of:

QTY.	MODEL NO.	DESCRIPTION	LIST PRICE EACH
1	AEC72R	Extended Corner, Right 72"W x 48"D	\$888
1	AEC72L	Extended Corner, Left 72"W x 48"D	\$888
2	AR3624	Return 36"W x 24"D	\$330
2	AFF20	Credenza File/File Pedestal	\$503
2	APBBF20	Credenza Pencil/Box/Box/File Pedestal	\$530
2	AHW72	Hutch with Wood Doors 72"W	\$662

AT28
TOTAL: \$5826

ABERDEEN TYPICALS

- Order complete suites using "AT__" models.



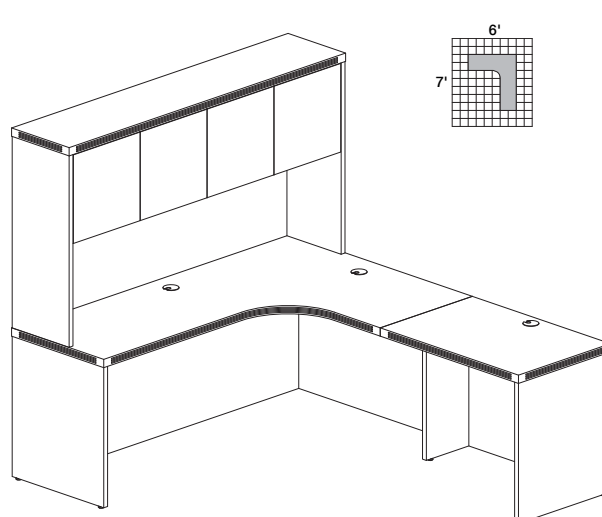
ABERDEEN TYPICAL #29

Consists of:

QTY.	MODEL NO.	DESCRIPTION	LIST PRICE EACH
1	AEC72L	Extended Corner, Left 72"W x 48"D	\$888
1	ACD7224	Credenza 72"W x 24"D	\$556
1	AFLF36	Freestanding Lateral File 36"W x 24"D	\$926
1	AHW72	Hutch with Wood Doors 72"W	\$662
1	APBBF20	Credenza Pencil/Box/Box/File Pedestal	\$530

AT29

TOTAL: \$3562



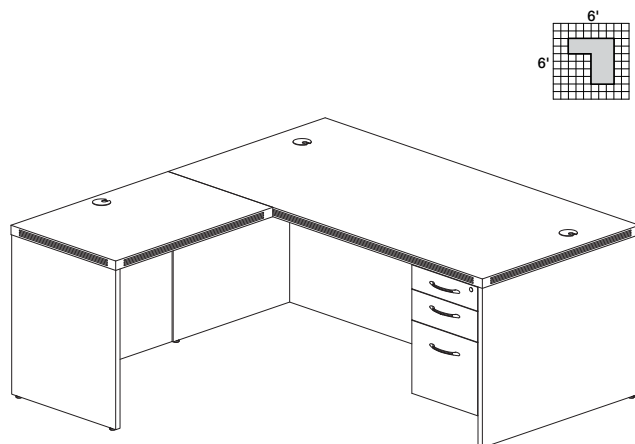
ABERDEEN TYPICAL #30

Consists of:

QTY.	MODEL NO.	DESCRIPTION	LIST PRICE EACH
1	AEC72R	Extended Corner, Right 72"W x 48"D	\$888
1	AR3624	Return 36"W x 24"D	\$330
1	AHW72	Hutch with Wood Doors 72"W	\$622

AT30

TOTAL: \$1786



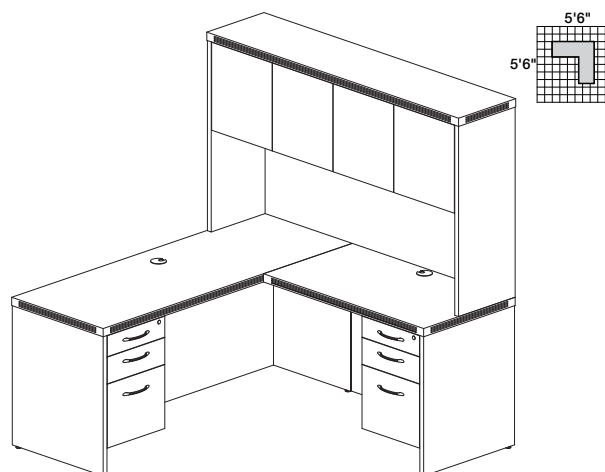
ABERDEEN TYPICAL #31

Consists of:

QTY.	MODEL NO.	DESCRIPTION	LIST PRICE EACH
1	ARD7236	Rectangular Conference Desk 72"W x 36"D	\$689
1	AR3624	Return 36"W x 24"D	\$330
1	APBF26	Suspended Desk Pencil/Box/File Pedestal	\$436

AT31

TOTAL: \$1455



ABERDEEN TYPICAL #32

Consists of:

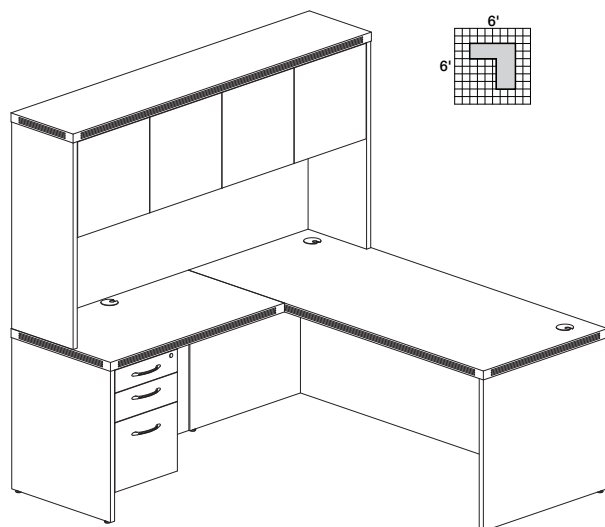
QTY.	MODEL NO.	DESCRIPTION	LIST PRICE EACH
1	ACD6624	Credenza 66"W x 24"D	\$530
1	AR4224	Return 42"W x 24"D	\$358
2	APBF20	Suspended Credenza Pencil/Box/File Pedestal	\$392
1	AHW66	Hutch with Wood Doors 66"W	\$622

AT32

TOTAL: \$2294

ABERDEEN TYPICALS

- Order complete suites using "AT__" models.



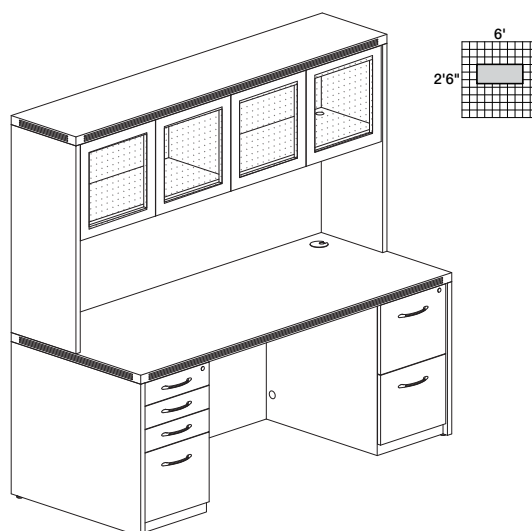
ABERDEEN TYPICAL #33

Consists of:

QTY.	MODEL NO.	DESCRIPTION	LIST PRICE EACH
1	ARD7230	Rectangular Desk 72"W x 30"D	\$636
1	AR4224	Return 42"W x 24"D	\$358
1	APBF20	Suspended Credenza Pencil/Box/File Pedestal	\$392
1	AHW72	Hutch with Wood Doors 72"W	\$662

AT33

TOTAL: \$2048



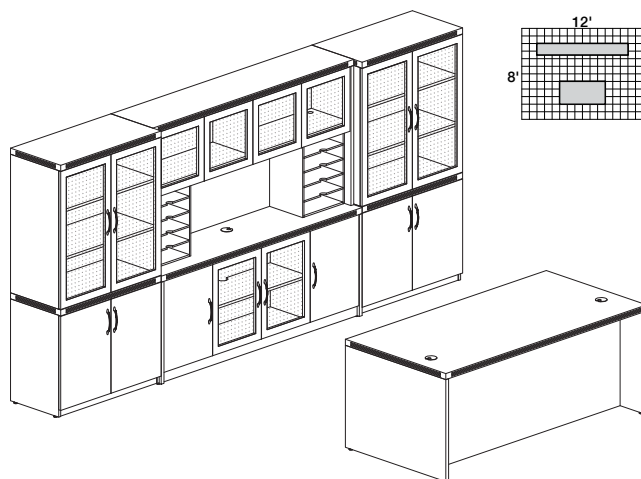
ABERDEEN TYPICAL #34

Consists of:

QTY.	MODEL NO.	DESCRIPTION	LIST PRICE EACH
1	ARD7230	Rectangular Desk 72"W x 30"D	\$636
1	APBBF26	Desk Pencil/Box/Box/File Pedestal	\$595
1	AFF26	Desk File/File Pedestal	\$569
1	AHG72	Hutch with Glass Doors 72"W	\$926

AT34

TOTAL: \$2726



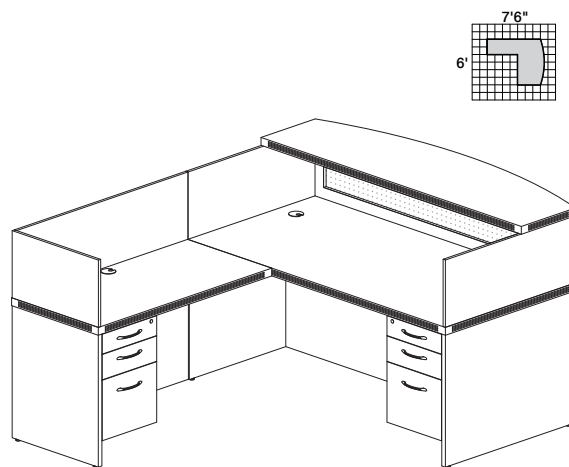
ABERDEEN TYPICAL #35

Consists of:

QTY.	MODEL NO.	DESCRIPTION	LIST PRICE EACH
1	ARD7236	Rectangular conference Desk 72"W x 36"D	\$689
1	APBBF26	Desk Pencil/Box/Box/File Pedestal	\$595
1	AFF26	Desk File/File Pedestal	\$569
1	ALC	Low Wall Cabinet	\$1193
2	ASC	Storage Cabinet	\$662
2	AGDC	Glass Display Cabinet	\$861
1	AHG72	Hutch with Glass Doors 72"W	\$926
2	AHPM	Horizontal Paper Management	\$185

AT35

TOTAL: \$7388



ABERDEEN TYPICAL #36

Consists of:

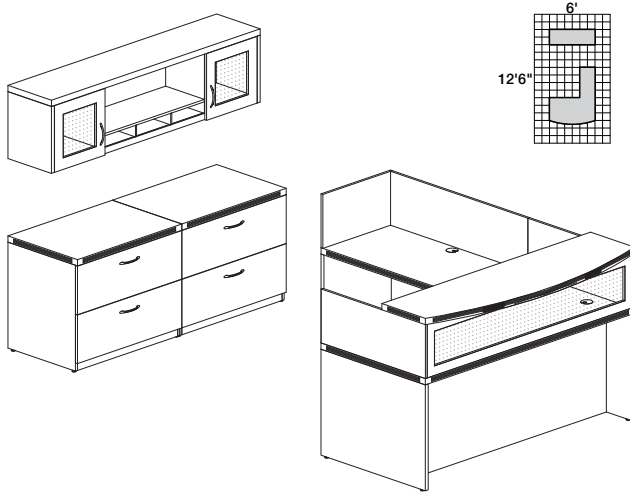
QTY.	MODEL NO.	DESCRIPTION	LIST PRICE EACH
1	ARD7236	Rectangular Conference Desk 72"W x 36"D	\$689
1	AR4824	Return 48"W x 24"D	\$397
1	APBF20	Suspended Credenza Pencil/Box/File Pedestal	\$392
1	APBF26	Suspended Desk Pencil/Box/File Pedestal	\$436
1	ARDTC	Reception Desk Transaction Counter	\$622
1	ARRS	Reception Return Screen	\$210

AT36

TOTAL: \$2746

ABERDEEN TYPICALS

- Order complete suites using "AT__" models.

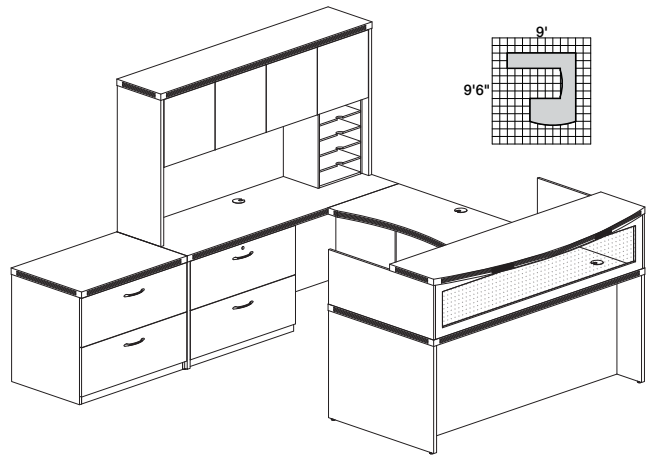


ABERDEEN TYPICAL #37

Consists of:

QTY.	MODEL NO.	DESCRIPTION	LIST PRICE EACH
1	ARD7236	Rectangular Conference Desk 72"W x 36"D	\$689
1	AR4824	Return 48"W x 24"D	\$397
1	ARDTC	Reception Desk Transaction Counter	\$622
1	ARRS	Reception Return Screen	\$210
2	AFLF36	Freestanding Lateral File 36"W x 24"D	\$926
1	AWG72	Wall Mount Hutch 72"W	\$1060

AT37

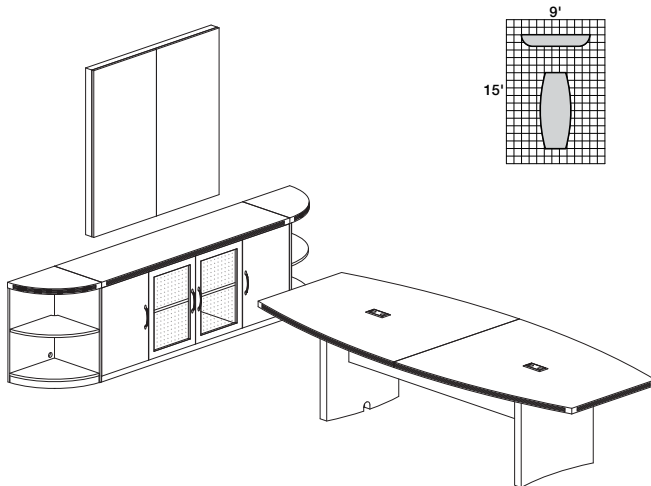
TOTAL: **\$4830**

ABERDEEN TYPICAL #38

Consists of:

QTY.	MODEL NO.	DESCRIPTION	LIST PRICE EACH
1	ARD7236	Rectangular Conference Desk 72"W x 36"D	\$689
1	ACD7224	Credenza 72"W x 36"D	\$556
1	ACB4824	Contour Bridge 48"W x 24"D	\$343
1	APBF26	Suspended Desk Pencil/Box/File Pedestal	\$436
1	ACLF36	Credenza Lateral File 36"W x 20"D	\$729
1	AFLF36	Freestanding Lateral File 36"W x 24"D	\$926
1	AHW72	Hutch with Wood Doors 72"W	\$662
1	ARDTC	Reception Desk Transaction Counter	\$622
1	AHPM	Horizontal Paper Management	\$185

AT38

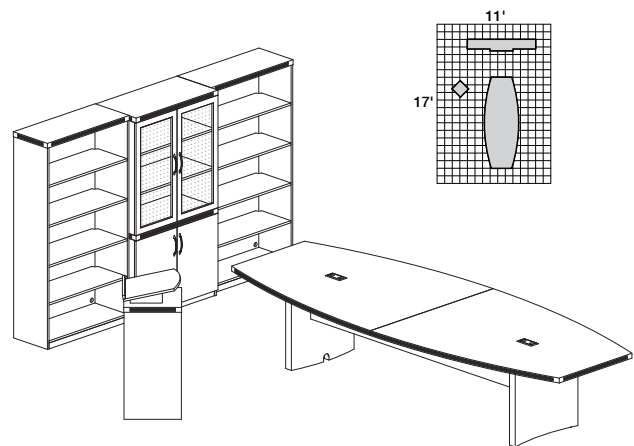
TOTAL: **\$5148**

ABERDEEN TYPICAL #39

Consists of:

QTY.	MODEL NO.	DESCRIPTION	LIST PRICE EACH
1	ACTB10	Boat Conference Table 120"W x 48"D	\$1534
1	ALC	Low Wall Cabinet	\$1193
2	ABQ2	2-Shelf 1/4 Round	\$263
1	AVPB	Visual Presentation Board	\$821

AT39

TOTAL: **\$4074**

ABERDEEN TYPICAL #40

Consists of:

QTY.	MODEL NO.	DESCRIPTION	LIST PRICE EACH
1	ACTB12	Boat Conference Table 144"W x 48"D	\$1836
1	ASC	Storage Cabinet	\$662
1	AGDC	Glass Display Cabinet	\$861
2	AB5S36	5-Shelf Bookcase	\$622
1	ALCT	Lectern	\$476

AT40

TOTAL: **\$5079**

STELLA SERIES

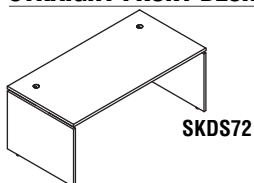


The Stella veneer desking system is a contemporary line of wood office furniture for executive offices, individual workspaces, conference rooms and reception areas. This line combines a contemporary look at an affordable price point. Stella is available in a Toffee finish with AA-grade Birch Hardwood veneers used throughout.

Surface: Toffee finish on Birch veneer.

- All locks are keyed alike and feature removable cores for installing "keyed different" locks after market.
- Center drawers are optional.
- All floor supported models include steel threaded leveling glides.
- All models in all finishes are available on both the Kwik-Ship and Fast Freight delivery programs with no quantity limitations.

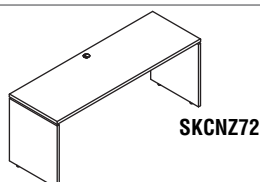
STRAIGHT FRONT DESK



SKDS72

Model No.	Description	Dimensions	Wt.	List Price
SKDS72	72" Straight Front Desk	72"W x 36"D x 29 1/2"H	150#	\$857
SKDS7230	72" Straight Front Desk	72"W x 30"D x 29 1/2"H	116#	\$808

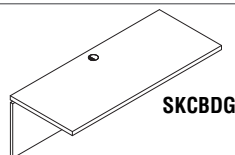
CREDENZA



SKCNZ72

Model No.	Description	Dimensions	Wt.	List Price
SKCNZ72	72" Credenza	72"W x 24"D x 29 1/2"H	106#	\$673

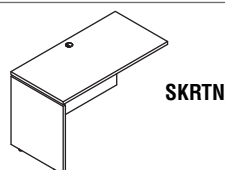
BRIDGE



SKCBDG

Model No.	Description	Dimensions	Wt.	List Price
SKCBDG	Bridge	48"W x 20"D x 29 1/2"H	44#	\$305

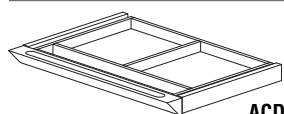
RETURN



SKRTN

Model No.	Description	Dimensions	Wt.	List Price
SKRTN	Universal Return	47 1/4"W x 24"D x 29 1/2"H	70#	\$447

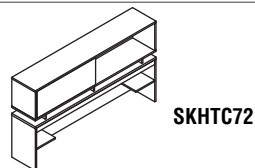
CENTER DRAWER



ACD

Model No.	Description	Dimensions	Wt.	List Price
ACD	Center Drawer	25"W x 18"D x 2"H	32#	\$158

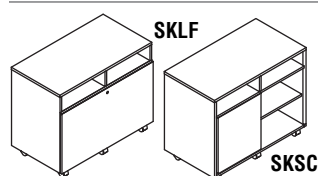
HUTCH



SKHTC72

Model No.	Description	Dimensions	Wt.	List Price
SKHTC72	Hutch	72"W x 14"D x 41"H	132#	\$857

STORAGE

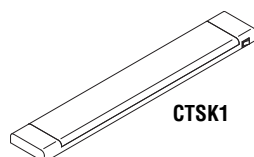


SKLF

SKSC

Model No.	Description	Dimensions	Wt.	List Price
SKLF	Lateral File	34 3/4"W x 19"D x 28 1/4"H	118#	\$821
SKSC	Storage Cabinet	34 3/4"W x 19"D x 28 1/4"H	114#	\$833

HUTCH TASK LIGHT




CTSK1

- Task lighting attaches to underside of hutch.
- Uses two energy efficient 13W T5 bulbs.
- 10 ft. power cord.
- Includes diffuser lens.

Model No.	Description	Dimensions	Wt.	List Price
CTSK1	Task Light	25"W x 4"D x 1"H	5#	\$132

STELLA SERIES

PEDESTALS



Model No.	Description	Dimensions	Wt.	List Price
SKBBF	Box/Box/File	15 1/4"W x 19"D x 28 1/4"H	67#	\$495
SKFF	File/File	15 1/4"W x 19"D x 28 1/4"H	67#	\$495

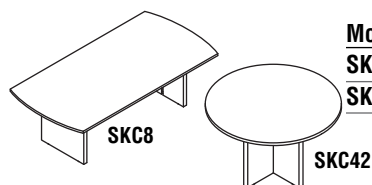
BOOKCASE



- Features two adjustable shelves.

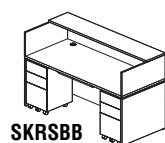
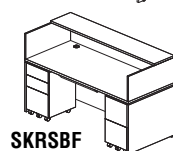
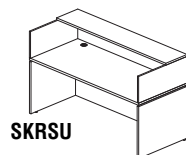
Model No.	Description	Dimensions	Wt.	List Price
SKB4	4 – Shelf Bookcase	36"W x 12"D x 52 1/4"H	116#	\$678

CONFERENCE



Model No.	Description	Dimensions	Wt.	List Price
SKC8	Conference	96"W x 48"D x 29 1/2"H	199#	\$1548
SKC42	Round Conference	42" Round x 29 1/2"H	100#	\$673

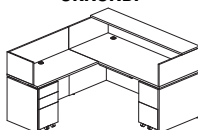
STELLA RECEPTION FURNITURE



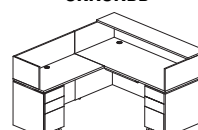
- All Stella Reception Stations (except SKRSU) include a center drawer.
- Non-handed Return.

Model No.	Description	Dimensions	Wt.	List Price
SKRSU	Reception Station (no peds)	72"W x 30"D x 45"H	186#	\$1260
SKRSBF	Reception Station w/B/B/F, F/F	72"W x 30"D x 45"H	352#	\$2408
SKRSBB	Reception Station w/2-B/B/F	72"W x 30"D x 45"H	352#	\$2408
SKRSRBF	Reception Station w/B/B/F, F/F	72"W x 30"D x 45"H Desk 48"W x 24"D x 45"H Return	442#	\$3008
SKRSRBB	Reception Station w/2-B/B/F	72"W x 30"D x 45"H Desk 48"W x 30"D x 45"H Return	442#	\$3008

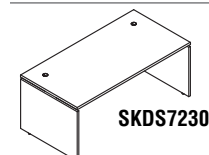
SKRSRBF



SKRSRBB

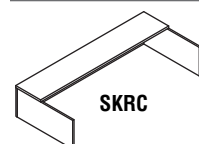


STRAIGHT FRONT RECEPTION DESK



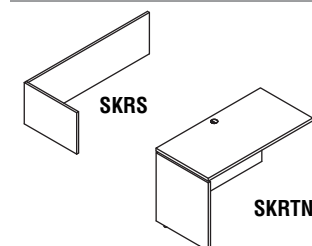
Model No.	Description	Dimensions	Wt.	List Price
SKDS7230	72" Straight Front Desk	72"W x 30"D x 29 1/2"H	116#	\$808

RECEPTION COUNTER



Model No.	Description	Dimensions	Wt.	List Price
SKRC	Reception Counter	72"W x 30"D x 15"H	70#	\$452

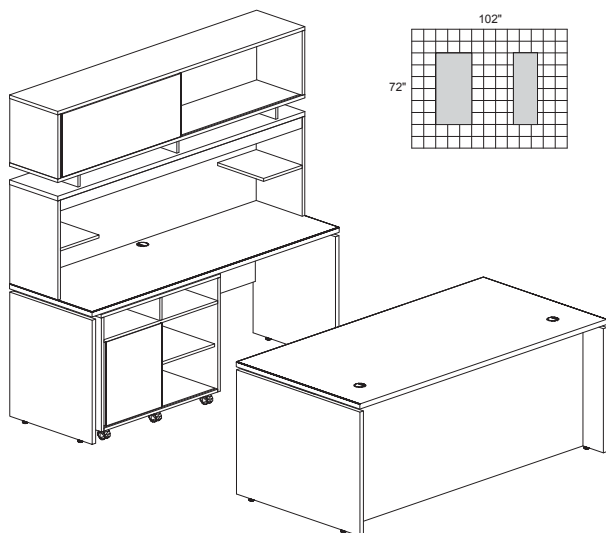
RECEPTION SCREEN



Model No.	Description	Dimensions	Wt.	List Price
SKRS	Reception Screen	48"W x 24"D x 14"H	20#	\$153
SKRTN	Universal Return	47 1/4"W x 24"D x 29 1/2"H	70#	\$447

STELLA SERIES TYPICALS

- Order complete suites using "SK__" models.



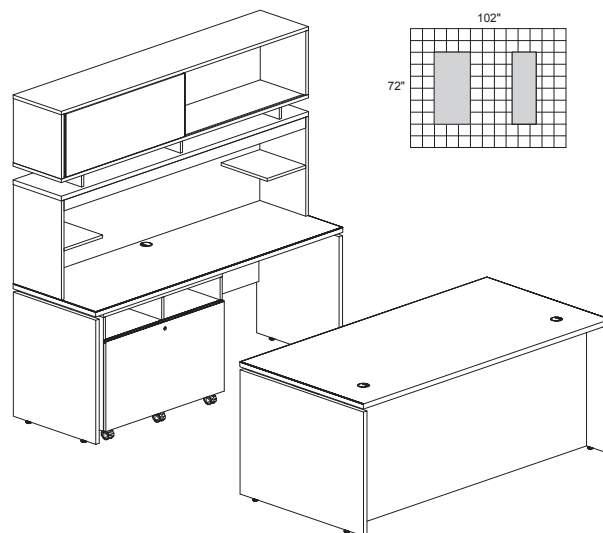
STELLA TYPICAL #1

Consists of:

QTY.	MODEL NO.	DESCRIPTION	LIST PRICE EACH
1	SKDS72	Desk	\$857
1	SKCNZ72	Credenza	\$673
1	SKHTC72	Hutch	\$857
2	SKBBF	Box Box File	\$495
1	SKSC	Storage Cabinet	\$833

SK1

TOTAL: \$4210



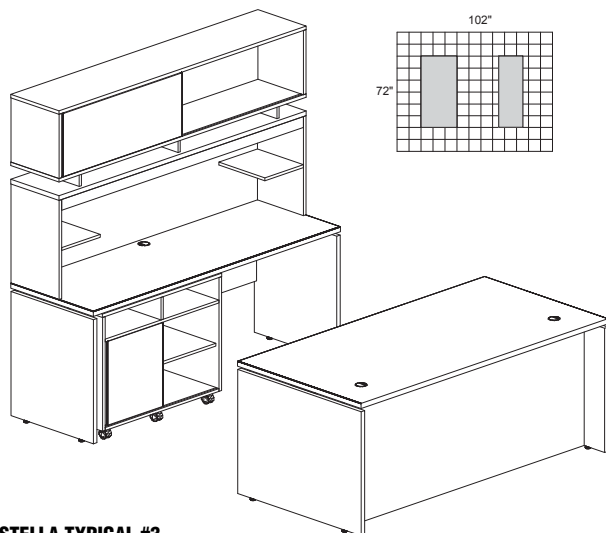
STELLA TYPICAL #2

Consists of:

QTY.	MODEL NO.	DESCRIPTION	LIST PRICE EACH
1	SKDS72	Desk	\$857
1	SKCNZ72	Credenza	\$673
1	SKHTC72	Hutch	\$857
2	SKBBF	Box Box File	\$495
1	SKLF	Lateral File	\$821

SK2

TOTAL: \$4198



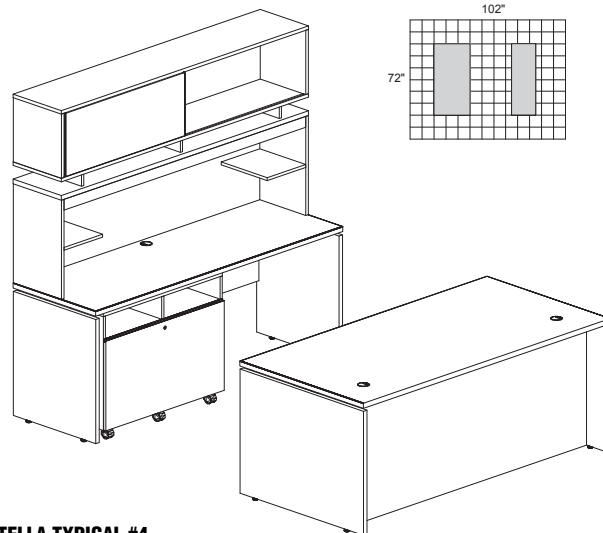
STELLA TYPICAL #3

Consists of:

QTY.	MODEL NO.	DESCRIPTION	LIST PRICE EACH
1	SKDS72	Desk	\$857
1	SKCNZ72	Credenza	\$673
1	SKHTC72	Hutch	\$857
1	SKBBF	Box Box File	\$495
1	SKFF	File File	\$495
1	SKSC	Storage Cabinet	\$833

SK3

TOTAL: \$4210



STELLA TYPICAL #4

Consists of:

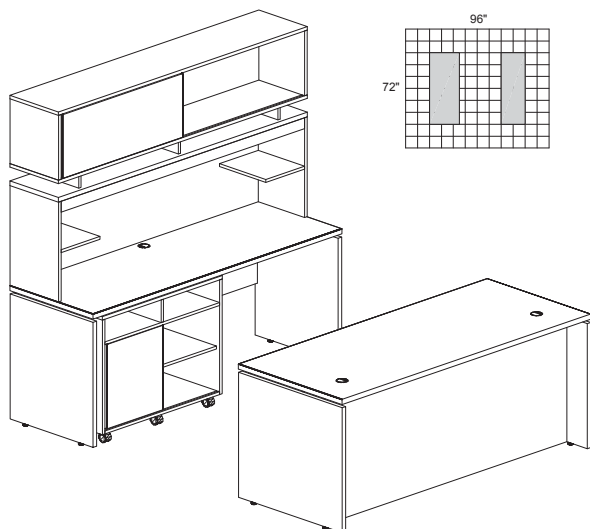
QTY.	MODEL NO.	DESCRIPTION	LIST PRICE EACH
1	SKDS72	Desk	\$857
1	SKCNZ72	Credenza	\$673
1	SKHTC72	Hutch	\$857
1	SKBBF	Box Box File	\$495
1	SKFF	File File	\$495
1	SKLF	Lateral File	\$821

SK4

TOTAL: \$4198

STELLA SERIES TYPICALS

- Order complete suites using "SK__" models.

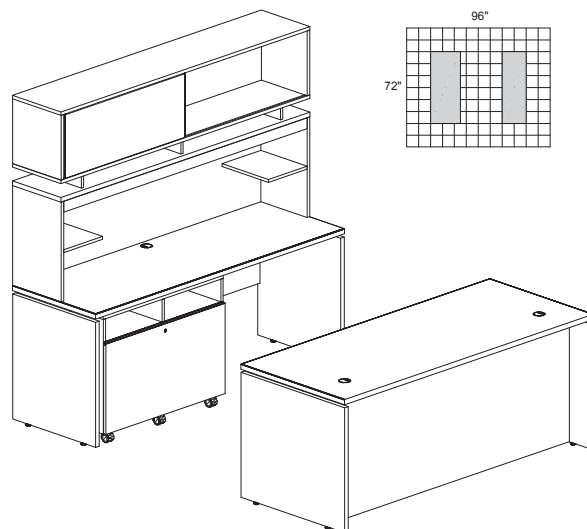


STELLA TYPICAL #5

Consists of:

QTY.	MODEL NO.	DESCRIPTION	LIST PRICE EACH
1	SKDS7230	Desk	\$808
1	SKCNZ72	Credenza	\$673
1	SKHTC72	Hutch	\$857
2	SKBBF	Box Box File	\$495
1	SKSC	Storage Cabinet	\$833

SK5

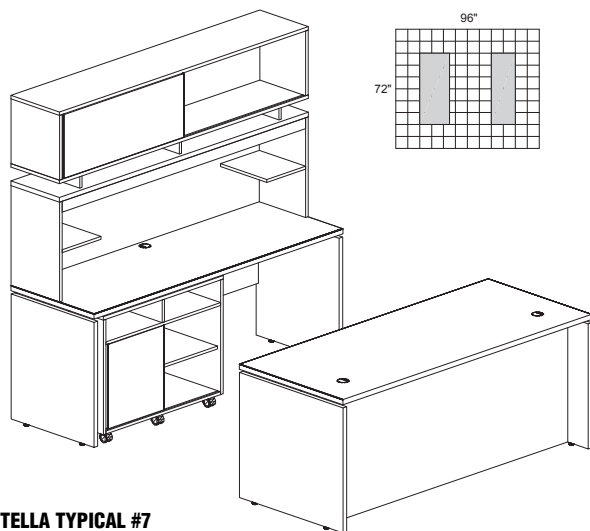
TOTAL: **\$4161**

STELLA TYPICAL #6

Consists of:

QTY.	MODEL NO.	DESCRIPTION	LIST PRICE EACH
1	SKDS7230	Desk	\$808
1	SKCNZ72	Credenza	\$673
1	SKHTC72	Hutch	\$857
2	SKBBF	Box Box File	\$495
1	SKLF	Lateral File	\$821

SK6

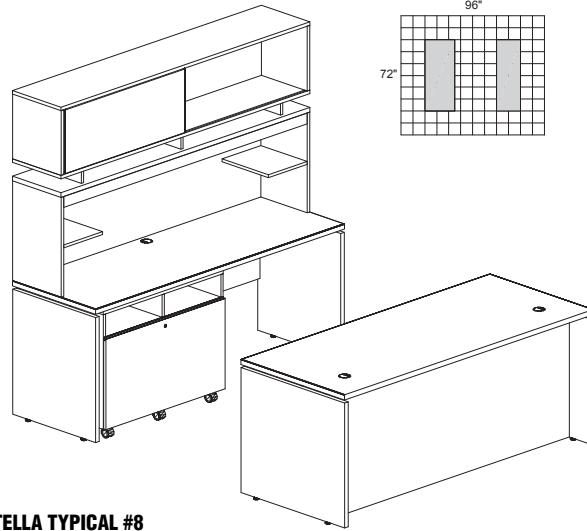
TOTAL: **\$4149**

STELLA TYPICAL #7

Consists of:

QTY.	MODEL NO.	DESCRIPTION	LIST PRICE EACH
1	SKDS7230	Desk	\$808
1	SKCNZ72	Credenza	\$673
1	SKHTC72	Hutch	\$857
1	SKBBF	Box Box File	\$495
1	SKFF	File File	\$495
1	SKSC	Storage Cabinet	\$833

SK7

TOTAL: **\$4161**

STELLA TYPICAL #8

Consists of:

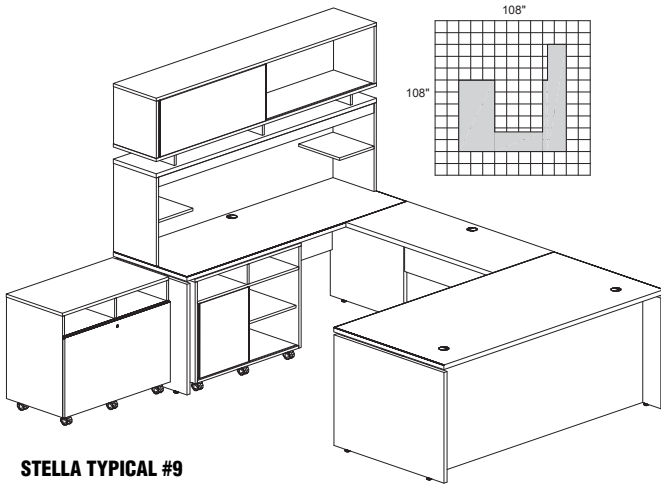
QTY.	MODEL NO.	DESCRIPTION	LIST PRICE EACH
1	SKDS7230	Desk	\$808
1	SKCNZ72	Credenza	\$673
1	SKHTC72	Hutch	\$857
1	SKBBF	Box Box File	\$495
1	SKFF	File File	\$495
1	SKLF	Lateral File	\$821

SK8

TOTAL: **\$4149**

STELLA SERIES TYPICALS

- Order complete suites using "SK__" models.

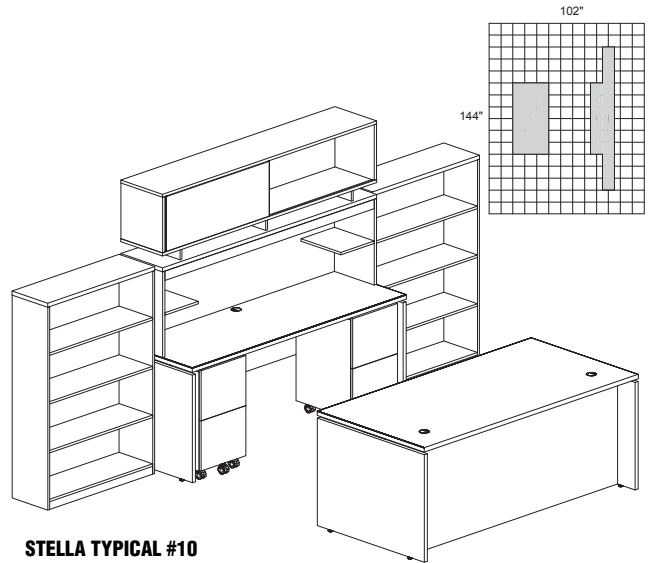


STELLA TYPICAL #9

Consists of:

QTY.	MODEL NO.	DESCRIPTION	LIST PRICE EACH
1	SKDS72	Desk	\$857
1	SKCBDG	Bridge	\$305
1	SKCNZ72	Credenza	\$673
1	SKHTC72	Hutch	\$857
1	SKSC	Storage Cabinet	\$833
1	SKLF	Lateral File	\$821
1	SKBBF	Box Box File	\$495

SK9

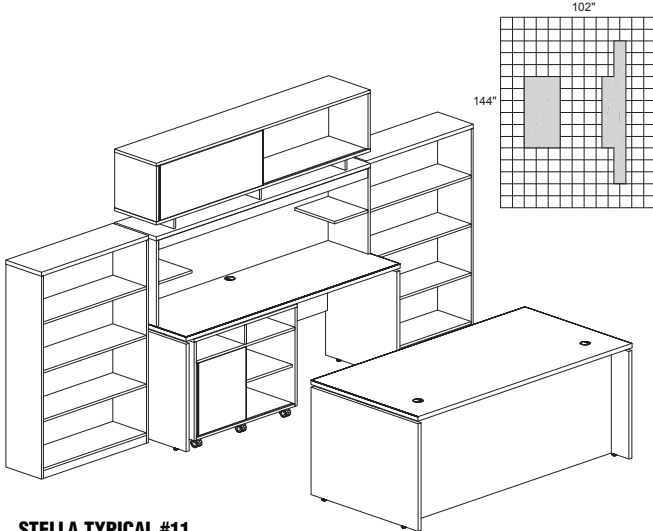
TOTAL: **\$4841**

STELLA TYPICAL #10

Consists of:

QTY.	MODEL NO.	DESCRIPTION	LIST PRICE EACH
1	SKDS72	Desk	\$857
1	SKCNZ72	Credenza	\$673
1	SKHTC72	Hutch	\$857
2	SKB4	Bookcase	\$678
2	SKBBF	Box Box File	\$495
2	SKFF	File File	\$495

SK10

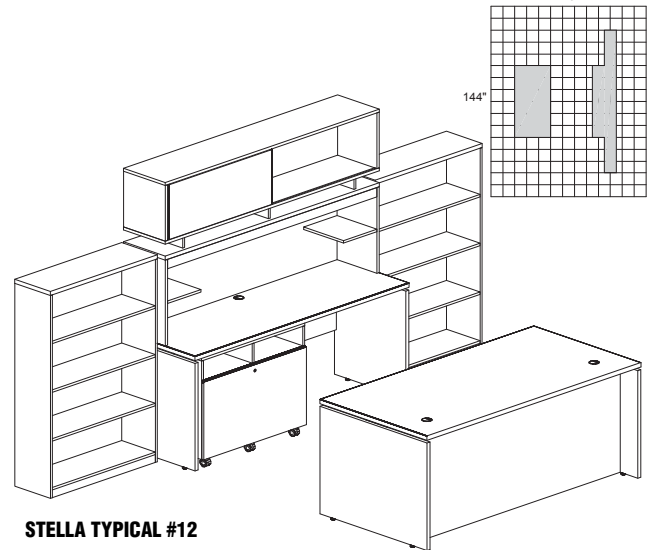
TOTAL: **\$5723**

STELLA TYPICAL #11

Consists of:

QTY.	MODEL NO.	DESCRIPTION	LIST PRICE EACH
1	SKDS72	Desk	\$857
1	SKCNZ72	Credenza	\$673
1	SKHTC72	Hutch	\$857
2	SKB4	Bookcase	\$678
2	SKBBF	Box Box File	\$495
1	SKSC	Storage Cabinet	\$833

SK11

TOTAL: **\$5566**

STELLA TYPICAL #12

Consists of:

QTY.	MODEL NO.	DESCRIPTION	LIST PRICE EACH
1	SKDS72	Desk	\$857
1	SKCNZ72	Credenza	\$673
1	SKHTC72	Hutch	\$857
2	SKB4	Bookcase	\$678
2	SKBBF	Box Box File	\$495
1	SKLF	Lateral File	\$821

SK12

TOTAL: **\$5554**Modular
DeskingConference &
Training TablesHospitality/
Breakroom

Seating

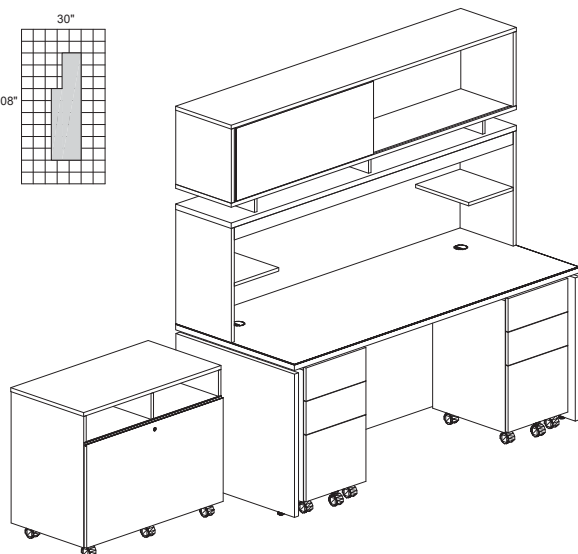
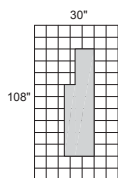
Folding/
StackingErgonomic
DesksHigh Density
Storage/FilingMailroom
Furniture

IT Furniture

Small Office
& Home OfficeDrafting
Furniture

STELLA SERIES TYPICALS

- Order complete suites using "SK__" models.

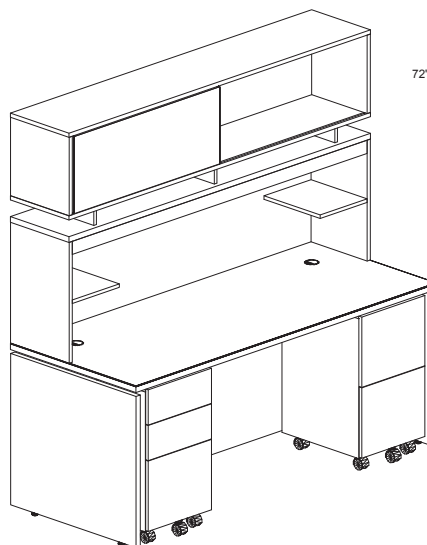
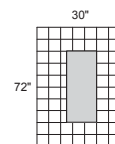


STELLA TYPICAL #13

Consists of:

QTY.	MODEL NO.	DESCRIPTION	LIST PRICE EACH
1	SKDS7230	Desk	\$808
1	SKHTC72	Hutch	\$857
2	SKBBF	Box Box File	\$495
1	SKLF	Lateral File	\$821

SK13

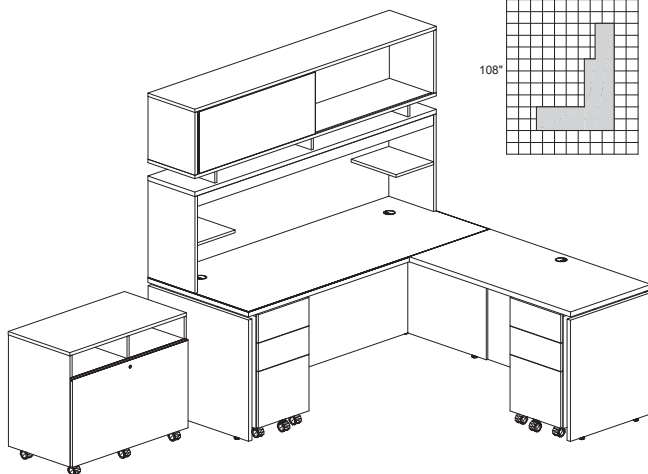
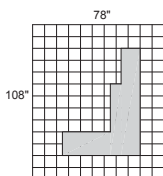
TOTAL: **\$3476**

STELLA TYPICAL #14

Consists of:

QTY.	MODEL NO.	DESCRIPTION	LIST PRICE EACH
1	SKDS7230	Desk	\$808
1	SKHTC72	Hutch	\$857
1	SKBBF	Box Box File	\$495
1	SKFF	File File	\$495

SK14

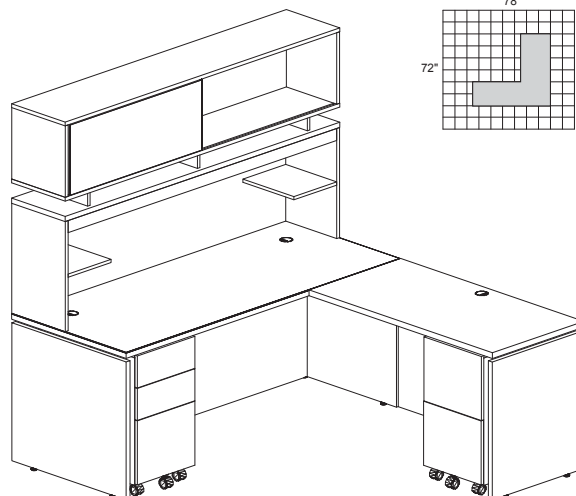
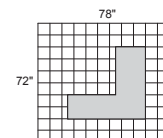
TOTAL: **\$2655**

STELLA TYPICAL #15

Consists of:

QTY.	MODEL NO.	DESCRIPTION	LIST PRICE EACH
1	SKDS7230	Desk	\$808
1	SKHTC72	Hutch	\$857
2	SKBBF	Box Box File	\$495
1	SKLF	Lateral File	\$821
1	SKRTN	Return	\$447

SK15

TOTAL: **\$3923**

STELLA TYPICAL #16

Consists of:

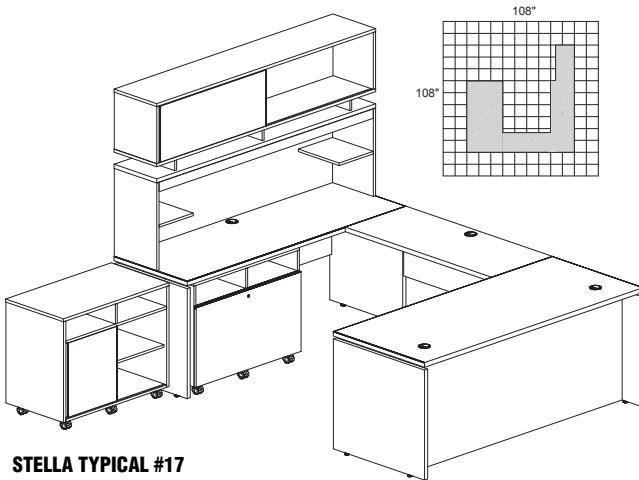
QTY.	MODEL NO.	DESCRIPTION	LIST PRICE EACH
1	SKDS7230	Desk	\$808
1	SKHTC72	Hutch	\$857
1	SKBBF	Box Box File	\$495
1	SKFF	File File	\$495
1	SKRTN	Return	\$447

SK16

TOTAL: **\$3102**

STELLA SERIES TYPICALS

- Order complete suites using "SK__" models.

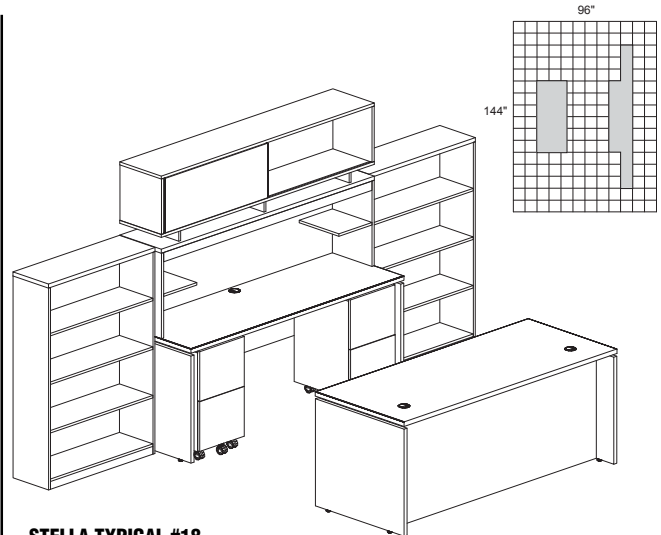


STELLA TYPICAL #17

Consists of:

QTY.	MODEL NO.	DESCRIPTION	LIST PRICE EACH
1	SKDS7230	Desk	\$808
1	SKCBDG	Bridge	\$305
1	SKCNZ72	Credenza	\$673
1	SKHTC72	Hutch	\$857
1	SKSC	Storage Cabinet	\$833
1	SKLF	Lateral File	\$821
1	SKBBF	Box Box File	\$495

SK17

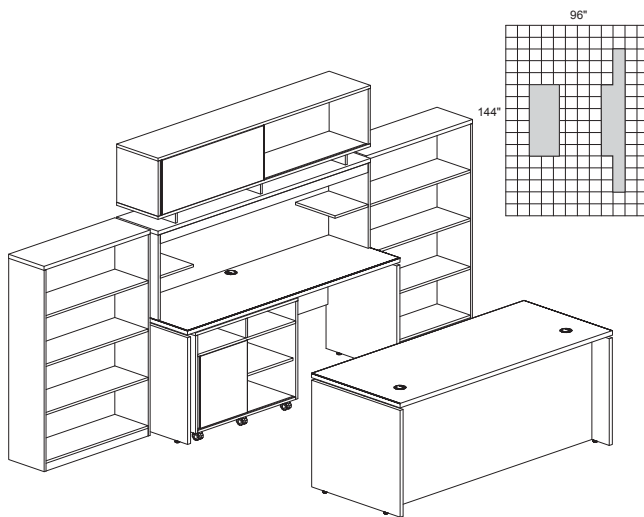
TOTAL: \$4792

STELLA TYPICAL #18

Consists of:

QTY.	MODEL NO.	DESCRIPTION	LIST PRICE EACH
1	SKDS7230	Desk	\$808
1	SKCNZ72	Credenza	\$673
1	SKHTC72	Hutch	\$857
2	SKB4	Bookcase	\$678
2	SKBBF	Box Box File	\$495
2	SKFF	File File	\$495

SK18

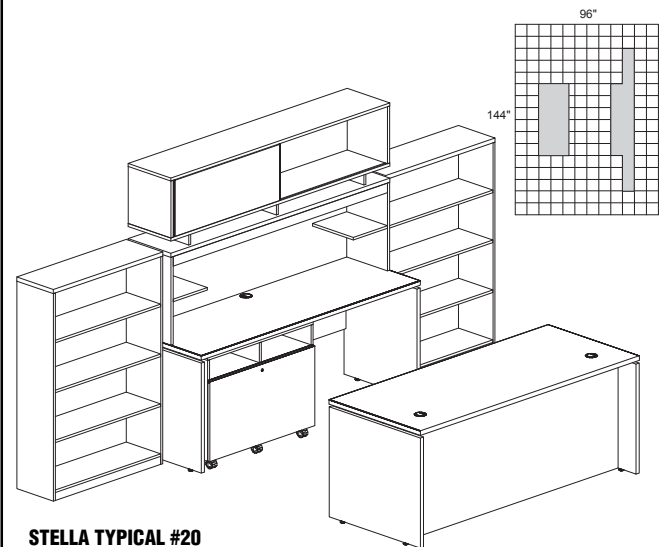
TOTAL: \$5674

STELLA TYPICAL #19

Consists of:

QTY.	MODEL NO.	DESCRIPTION	LIST PRICE EACH
1	SKDS7230	Desk	\$808
1	SKCNZ72	Credenza	\$673
1	SKHTC72	Hutch	\$857
2	SKB4	Bookcase	\$678
2	SKBBF	Box Box File	\$495
1	SKSC	Storage Cabinet	\$833

SK19

TOTAL: \$5517

STELLA TYPICAL #20

Consists of:

QTY.	MODEL NO.	DESCRIPTION	LIST PRICE EACH
1	SKDS7230	Desk	\$808
1	SKCNZ72	Credenza	\$673
1	SKHTC72	Hutch	\$857
2	SKB4	Bookcase	\$678
2	SKBBF	Box Box File	\$495
1	SKLF	Lateral File	\$821

SK20

TOTAL: \$5505Modular
DeskingConference &
Training TablesHospitality/
Breakroom

Seating

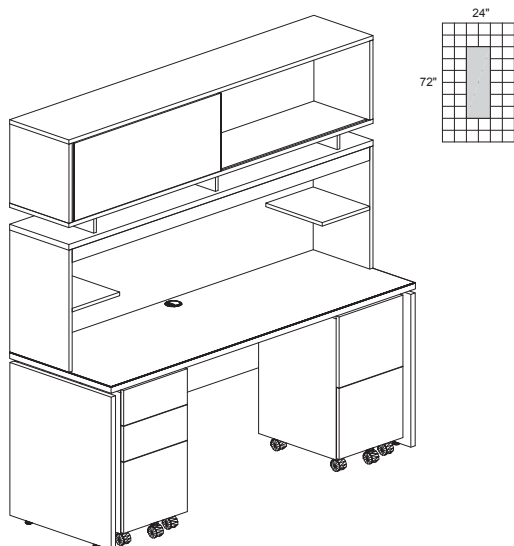
Folding/
StackingErgonomic
DesksHigh Density
Storage/FilingMailroom
Furniture

IT Furniture

Small Office
& Home OfficeDrafting
Furniture

STELLA SERIES TYPICALS

- Order complete suites using "SK__" models.

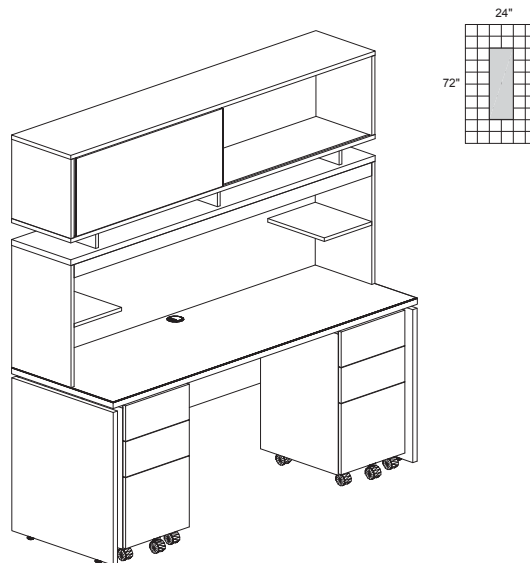


STELLA TYPICAL #21

Consists of:

QTY.	MODEL NO.	DESCRIPTION	LIST PRICE EACH
1	SKCNZ72	Credenza	\$673
1	SKHTC72	Hutch	\$857
1	SKBBF	Box Box File	\$495
1	SKFF	File File	\$495

SK21

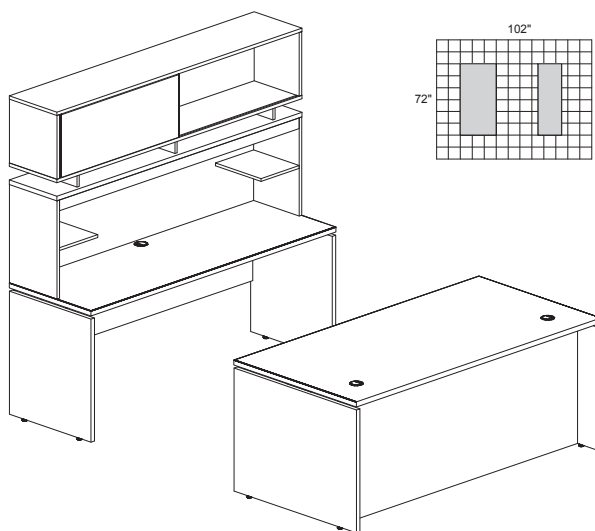
TOTAL: \$2520

STELLA TYPICAL #22

Consists of:

QTY.	MODEL NO.	DESCRIPTION	LIST PRICE EACH
1	SKCNZ72	Credenza	\$673
1	SKHTC72	Hutch	\$857
2	SKBBF	Box Box File	\$495

SK22

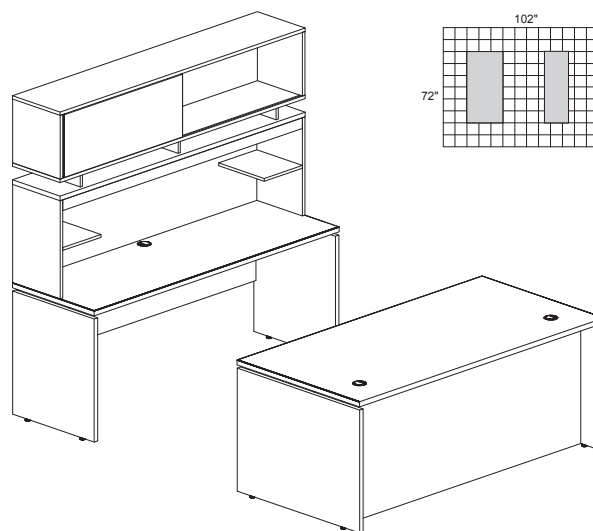
TOTAL: \$2520

STELLA TYPICAL #23

Consists of:

QTY.	MODEL NO.	DESCRIPTION	LIST PRICE EACH
1	SKDS72	Desk	\$857
1	SKCNZ72	Credenza	\$673
1	SKHTC72	Hutch	\$857
2	SKBBF	Box Box File	\$495

SK23

TOTAL: \$3377

STELLA TYPICAL #24

Consists of:

QTY.	MODEL NO.	DESCRIPTION	LIST PRICE EACH
1	SKDS72	Desk	\$857
1	SKCNZ72	Credenza	\$673
1	SKHTC72	Hutch	\$857
1	SKBBF	Box Box File	\$495
1	SKFF	File File	\$495

SK24

TOTAL: \$3377

TOSCANA SERIES



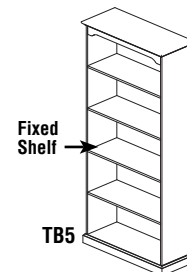
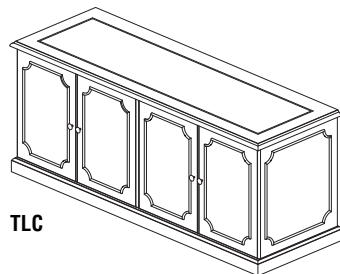
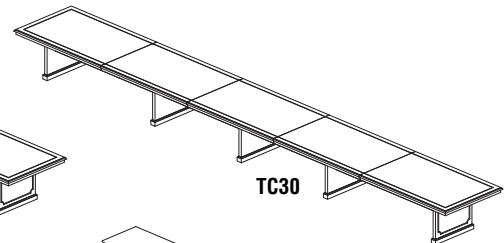
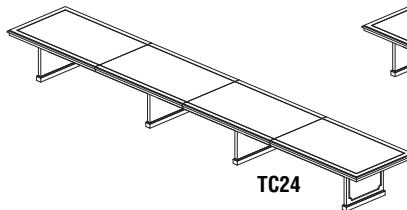
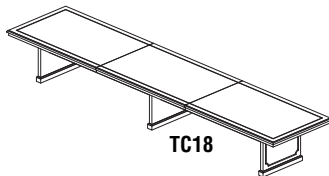
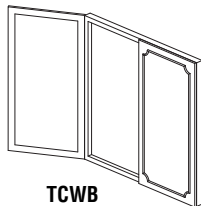
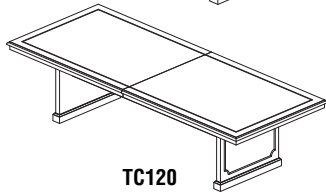
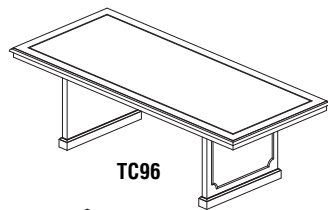
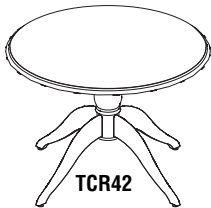
TOSCANA

The Toscana veneer desk system combines traditional styling with several technology-friendly features. Toscana is available in a choice of two rich finishes with AA-grade North American hardwood veneers used throughout.

Surfaces: Sierra Cherry finish on cherry veneer and Mahogany finish on walnut veneer.

- All models in all finishes are available on both the Kwik-Ship and Fast Freight delivery programs with no quantity limitations.

CONFERENCE ROOM TABLES



- All rectangular tables feature a 2"H solid wood apron under table surface and full-width modesty panel between legs.
- Rectangular table legs have 1" thick upright panel and 2" wide base molding.
- Tables larger than 96"L have multi-piece top surfaces connected via steel cam fasteners and steel connecting plates.
- Low Wall Cabinet has one internal shelf in each compartment that adjusts to 5 positions on 1 1/4"H increments. Does not lock.
- Executive Buffet Cabinet has one internal shelf in each compartment that adjusts to 3 positions on 2 1/2"H increments. Does not lock.
- Bookcase with Lower Doors has two adjustable open shelves and one adjustable concealed shelf. Bookcase with 5 Shelves has three adjustable shelves. Lateral File Hutch has two adjustable shelves. All adjustable shelves adjust on 1 1/4"H increments throughout complete vertical space.

Model No.	Description	Dimensions	Wt.	List Price
TCR42	Round Conference Table	42" Dia. x 29 1/2"	106#	\$1207
TC72	6' Rectangular Conference Table	72" x 36" x 29 1/2"	194#	\$1740
TC96	8' Rectangular Conference Table	96" x 42" x 29 1/2"	319#	\$2168
TC120	10' Rectangular Conference Table	120" x 48" x 29 1/2"	339#	\$3639
TC12	12' Rectangular Conference Table	144" x 54" x 29 1/2"	462#	\$4874
TC14	14' Rectangular Conference Table	168" x 54" x 29 1/2"	506#	\$5440
TC18	18' Rectangular Conference Table	216" x 54" x 29 1/2"	614#	\$6553
TC20	20' Rectangular Conference Table	240" x 54" x 29 1/2"	658#	\$7122
TC24	24' Rectangular Conference Table	288" x 54" x 29 1/2"	818#	\$8757
TC26	26' Rectangular Conference Table	312" x 54" x 29 1/2"	862#	\$9325
TC30	30' Rectangular Conference Table	360" x 54" x 29 1/2"	1023#	\$10961
TCWB	White Board Cabinet	48" x 48" x 3"	132#	\$1146
TLC	Low Wall Cabinet	72" x 24" x 29 1/2"	262#	\$2018
TB5	Bookcase with Five Shelves	36" x 15" x 77 1/2"	165#	\$1374

CORSICA SERIES



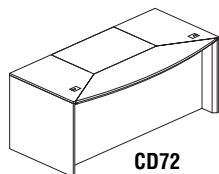
CORSICA DESK SYSTEM

The Corsica veneer desk system offers a sophisticated, elegant appearance for business or home office. Available in two rich finishes, REAL Office Furniture features AA-grade select North American hardwood veneers throughout.

Surfaces: Sierra Cherry finish on cherry veneer and Mahogany finish on walnut veneer.

- Desk, Return and Credenza work surfaces are 2" thick with beveled Black edge.
- All veneer surfaces are protected with two final coats of high-tech catalyzed lacquer.
- All models in all finishes are available on both the Kwik-Ship and Fast Freight delivery programs with no quantity limitations.
- All locks are keyed-alike and feature removable cores for installing "keyed-different" locks after-market.

BOW FRONT DESK

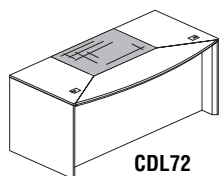


CD72

- Features bowfront surface and end panels with beveled edge.
- Full-height modesty panel
- Desk surface has two cable grommets.

Model No.	Dimensions	Wt.	List Price
CD72	72"W x 36"D x 29 1/2"H	273#	\$1745

BOW FRONT DESK (LEATHER)

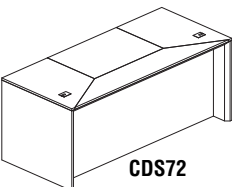


CDL72

- Features bowfront surface and end panels with beveled edge.
- Full-height modesty panel.
- Desk surface has two cable grommets.
- Leather work area.

Model No.	Dimensions	Wt.	List Price
CDL72	72"W x 36"D x 29 1/2"H	273#	\$1872

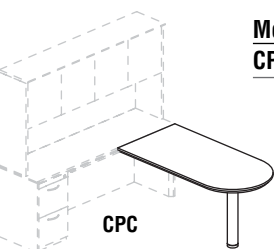
STRAIGHT FRONT DESK



CDS72

Model No.	Dimensions	Wt.	List Price
CDS72	72"W x 32"D x 29 1/2"H	266#	\$1594

PENINSULA DESK

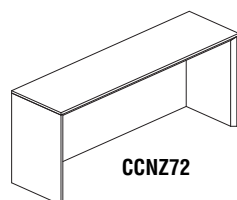


CPC

Model No.	Description	Dimensions	Wt.	List Price
CPC	Credenza supported desk	60"W x 30"D x 29 1/2"H	112#	\$1092

CREDENZA

- Full-height modesty panel.
- Beveled edge on end panels match desk detailing.

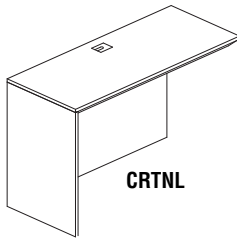


CCNZ72

Model No.	Dimensions	Wt.	List Price
CCNZ72	72"W x 20"D x 29 1/2"H	183#	\$1081
19500TA	Retractable keyboard platform 19 1/2"W x 11"D. Black only. +15° to -15° tilt, 360° swivel.	10#	\$381
19502A	Optional Mouse Platform for 19500A, +15° to -15° tilt, 360° swivel, 8"W x 9"D	2#	\$141

CORSICA SERIES**RETURN**

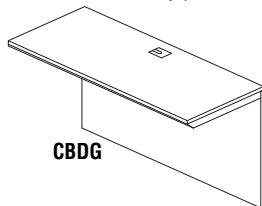
- Choose from Left-Hand or Right-Hand model.
- Features end panel with beveled edge.
- Includes modesty panel with grommet.



Model No.	Dimensions	Wt.	List Price
CRTNR	48"W x 20 1/2"D x 29 1/2"H - Right	101#	\$693
CRTNL	48"W x 20 1/2"D x 29 1/2"H - Left	101#	\$693

BRIDGE

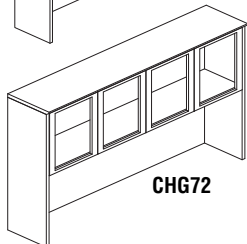
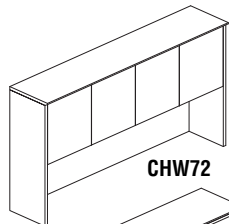
- Universal mounting to right or left side of desk.
- Not free-standing. Requires connection to credenza and desk.
- Includes modesty panel with grommet.



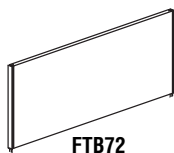
Model No.	Dimensions	Wt.	List Price
CBDG	48"W x 20 1/2"D x 29 1/2"H	88#	\$531

HUTCH

- Fully assembled except for doors.
- Features four cabinet styled doors with self-closing hinges.
- 20 1/2" clearance between work surface and storage bin.
- Back panel features one lower and two upper cable grommets.
- Available with wood or glass doors.

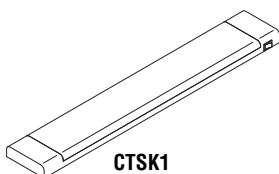


Model No.	Description	Dimensions	Wt.	List Price
CHW72	72" Hutch w/ wood doors	71 3/4"W x 15"D x 38 1/2"H	172#	\$1698
CHG72	72" Hutch w/ glass doors	71 3/4"W x 15"D x 38 1/2"H	160#	\$1854

FABRIC PANELS

- Stocked in MIR1454 Birch Fabric.
- Other fabrics available as a special order; special orders sold in pairs.

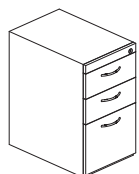
Model No.	Dimensions	Wt.	List Price
FTB72	69"W x 18 1/2"H	16#	\$472

OPTIONAL HUTCH TASKLIGHT

Model No.	Description	Dimensions	Wt.	List Price
CTSK1	Tasklight	25"W x 4"D x 1"H	5#	\$132

CORSICA SERIES**PEDESTAL FILES FOR DESK**

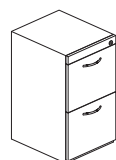
- Drawer interiors finished to match exterior veneer.
- Gang-lock features removable core.
- File drawers accommodate letter or legal size hanging file folders.
- Drawers operate smoothly using full-extension ball-bearing suspensions.
- Choice of two styles featuring two file drawers or two box drawers and one file drawer.

**CBBFD**

Model No.	Dimensions	Wt.	List Price
CBBFD Box-Box-File	15 1/4"W x 24"D x 27 1/2"H Assembled	82#	\$785
CFFD File-File	15 1/4"W x 24"D x 27 1/2"H Assembled	68#	\$758

PEDESTAL FILES FOR CREDENZA/RETURN


- Drawer interiors finished to match exterior veneer
- Drawers operate smoothly using full-extension ball-bearing suspensions. Gang-lock features removable core.
- Choice of two styles featuring two file drawers or two box drawers and one file drawer.
- File drawers accommodate letter or legal size hanging file folders..

**CFFC**

Model No.	Dimensions	Wt.	List Price
CBBFC Box-Box-File	15 1/4"W x 18"D x 27 1/2"H Assembled	62#	\$648
CFFC File-File	15 1/4"W x 18"D x 27 1/2"H Assembled	54#	\$636

LATERAL FILE FOR CREDENZA/RETURN

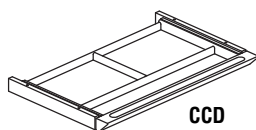
- Unfinished top. Must be installed under credenza.
- Gang-lock features removable core enabling keyed-alike suites.
- Drawers operate smoothly using full-extension ball-bearing suspensions.
- Drawer interiors finished to match exterior veneer.
- Accommodates letter or legal size hanging file folders.

**CLF**

Model No.	Dimensions	Wt.	List Price
CLF	36"W x 18"D x 27 1/2"H Assembled	105#	\$1169

CENTER DRAWER

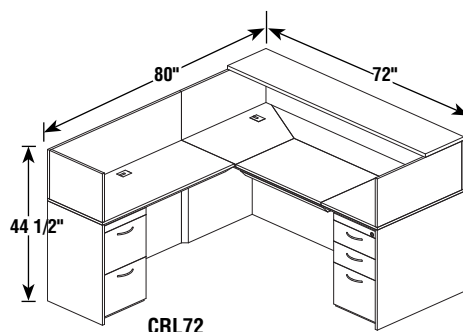
- Can be used on desk or credenza.
- Leather lined interior compartments.
- Drawer operates smoothly using full-extension ball-bearing suspension.
- Solid wood frame construction.
- Beveled front edge to match desk surface design.

**CCD**

Model No.	Dimensions	Wt.	List Price
CCD	30"W x 18"D x 2"H Assembled	10#	\$226

CORSICA SERIES

CORSICA RECEPTION DESK TYPICAL



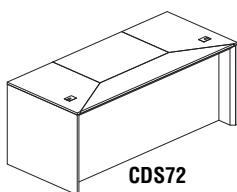
CORSICA RECEPTION DESK

Model No.	Description	Dimensions	Wt.	List Price Each
CRS	Reception Station (no ped)	72"W x 32"D x 44 1/2"H	336#	\$2231
CRSBF	Reception Station w/ B/B/F, F/F	72"W x 32"D x 44 1/2"H	531#	\$4000
CRSBB	Reception Station w/ 2-B/B/F	72"W x 32"D x 44 1/2"H	545#	\$4027
CRL72	Reception Station w/ B/B/F, F/F	72"W x 32"D x 44 1/2"H Desk 48"W x 20 1/2"D x 29 1/2"H Return	640#	\$4876
CRR72	Reception Station w/ B/B/F, F/F	72"W x 32"D x 44 1/2"H Desk 48"W x 20 1/2"D x 29 1/2"H Return	640#	\$4876

The Corsica Reception Desk is ideal for any business entrance. Available in two rich finishes, REAL Office Furniture features AA-grade select North American hardwood veneers throughout.

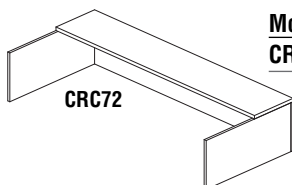
- Workstations and tables feature AA-grade select hardwood veneers throughout.
- Work surfaces are 2" thick with beveled edge in Black.
- Finishes: Choice of Sierra Cherry finish on cherry veneer and Mahogany finish on walnut veneer.
- Storage cabinets lock and are keyed alike.

CORSICA DESK



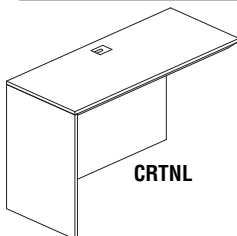
Model No.	Description	Dimensions	Wt.	List Price
CDS72	72" Straight Front	72"W x 32"D x 29 1/2"H	265#	\$1594

RECEPTION COUNTER



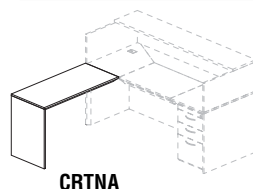
Model No.	Description	Dimensions	Wt.	List Price
CRC72	Reception Counter	72"W x 32"D x 15"H	65#	\$637

RECEPTION COUNTER RETURN



Model No.	Description	Dimensions	Wt.	List Price
CRTNR	Return - Right	48"W x 20 1/2"D x 29 1/2"H - Right	101#	\$693
CRTNL	Return - Left	48"W x 20 1/2"D x 29 1/2"H - Left	101#	\$693

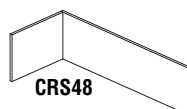
ADA RECEPTION RETURN



- Universal right- or left-handed return.

Model No.	Description	Dimensions	Wt.	List Price
CRTNA	Universal ADA Return	38"W x 20 1/2"D x 29 1/2"H	81#	\$572

RETURN RECEPTION SCREEN

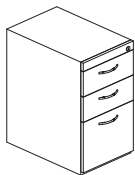


- Universal right- or left-handed.

Model No.	Description	Dimensions	Wt.	List Price
CRS48	Return Reception Screen	48"W x 20 1/4"D x 14"H	15#	\$305

CORSICA SERIES**PEDESTAL FILES FOR DESK**

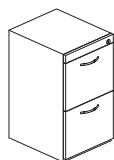
- Drawer interiors finished to match exterior veneer.
- Drawers operate smoothly using full-extension ball-bearing suspensions.
- Gang-lock features removable core.
- Choice of two styles featuring two file drawers or two box drawers and one file drawer.
- File drawers accommodate letter or legal size hanging file folders.

**CBBFD**

Model No.	Dimensions	Wt.	List Price
CBBFD Box-Box-File	15 1/4"W x 24"D x 27 1/2"H Assembled	82#	\$785
CFFD File-File	15 1/4"W x 24"D x 27 1/2"H Assembled	68#	\$758

PEDESTAL FILES FOR CREDENZA/RETURN


- Drawer interiors finished to match exterior veneer.
- Drawers operate smoothly using full-extension ball-bearing suspensions. Gang-lock features removable core.
- Choice of two styles featuring two file drawers or two box drawers and one file drawer.
- File drawers accommodate letter or legal size hanging file folders.

**CFFC**

Model No.	Dimensions	Wt.	List Price
CBBFC Box-Box-File	15 1/4"W x 18"D x 27 1/2"H Assembled	62#	\$648
CFFC File-File	15 1/4"W x 18"D x 27 1/2"H Assembled	54#	\$636

LATERAL FILE FOR CREDENZA/RETURN

- Unfinished top. Must be installed under credenza.
- Drawer interiors finished to match exterior veneer.
- Drawers operate smoothly using full-extension ball-bearing suspensions.
- Gang-lock features removable core enabling keyed-alike suites.
- Accommodates letter or legal size hanging file folders.

**CLF**

Model No.	Dimensions	Wt.	List Price
CLF	36"W x 18"D x 27 1/2"H Assembled	105#	\$1169

CORSICA SERIES

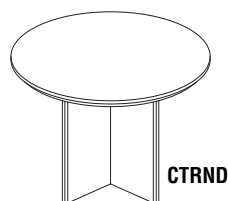
CORSICA CONFERENCE ROOM FURNITURE

The Corsica veneer conference room furniture features elegant lines with excellent durability. Available in two rich finishes, REAL Office Furniture features AA-grade select North American hardwood veneers throughout. Beveled 2" thick surfaces.

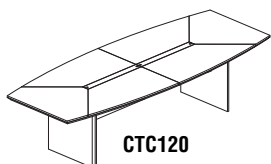
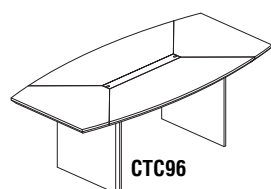
Surfaces: Sierra Cherry finish on cherry veneer and Mahogany finish on walnut veneer.

- All veneer surfaces are protected with two coats of high-tech catalyzed lacquer.

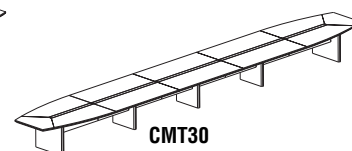
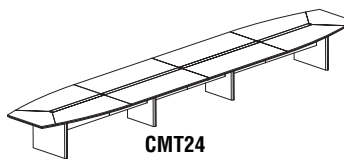
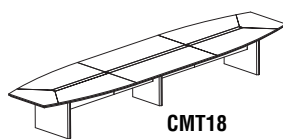
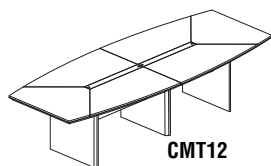
CONFERENCE TABLES



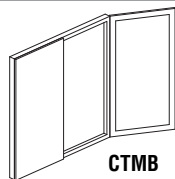
- Built-in cable management panel features a flush, removable steel cover.
- Table top is 2" thick with Black beveled edge.
- Work surfaces are protected with two-coats of high-tech catalyzed lacquer finish.
- Tables larger than 96"L have multi-piece top surfaces connected via steel cam fasteners and steel connecting plates.
- All "CTC" models feature a 'boat-shaped' surface.
- Tops and base ship separately.



Model No.	Description	Dimensions	Wt.	List Price
CTC72	Boat-shaped Conference Table	72"W x 36"D x 29 1/2"H	226#	\$1476
CTC84	Boat-shaped Conference Table	84"W x 42"D x 29 1/2"H	297#	\$1745
CTC96	Boat-shaped Conference Table	96"W x 42"D x 29 1/2"H	340#	\$2169
CTC120	Boat-shaped Conference Table	120"W x 48"D x 29 1/2"H	372#	\$3125
CMT12	Boat-shaped Conference Table	144"W x 54"D x 29 1/2"H	620#	\$5270
CMT14	Boat-shaped Conference Table	168"W x 54"D x 29 1/2"H	713#	\$5868
CMT18	Boat-shaped Conference Table	216"W x 54"D x 29 1/2"H	882#	\$7673
CMT20	Boat-shaped Conference Table	240"W x 54"D x 29 1/2"H	975#	\$8482
CMT24	Boat-shaped Conference Table	288"W x 54"D x 29 1/2"H	1199#	\$10380
CMT26	Boat-shaped Conference Table	312"W x 54"D x 29 1/2"H	1292#	\$11189
CMT30	Boat-shaped Conference Table	360"W x 54"D x 29 1/2"H	1516#	\$13088
CTRND	Round Conference Table	42" Round x 29 1/2"H	80#	\$807



PRESENTATION BOARD



- White dry-erase board center panel (45" x 45").
- Sculpted lower tray holds markers, erasers, etc.
- Features magnetic, non-ghosting surface.
- Tackable light tan interior door inserts.
- Full-height brass hinge.

Model No.	Dimensions	Wt.	List Price
CTMB	48"W x 48"H x 3 1/4"D Assembled	110#	\$1350

CORSICA STORAGE SYSTEMS

The Corsica veneer storage systems furniture features elegant lines with excellent durability. Available in three rich finishes, REAL Office Furniture features AA-grade select North American hardwood veneers throughout.

Surfaces: Sierra Cherry finish on cherry veneer, Mahogany finish on walnut veneer and Golden Cherry finish on beech veneer.

- All veneer surfaces are protected with two final coats of high-tech catalyzed lacquer.
- All lateral files and storage cabinets feature finished backs.
- All locks have removable cores.
- Lateral files and mobile pedestals feature gang lock mechanism.

LATERAL FILE




- Drawer interiors finished to match exterior veneer.
- Gang-lock features removable core enabling keyed-alike suites.
- Drawers operate smoothly using full-extension ball-bearing suspensions.
- Includes counter-weight for stability when in use.
- Accommodate letter and legal sized hanging file folders.

Model No.	Description	Dimensions	Wt.	List Price
VLF	File-File	36"W x 19"D x 29 1/2"H Assembled	160#	\$1419
VLF4	4 Drawer File	36"W x 19"D x 56"H	360#	\$2801


CORSIKA SERIES

MOBILE PEDESTALS



VFF

- Drawer interiors finished to match exterior veneer.
- Drawers operate smoothly using full-extension ball-bearing suspensions.
- Gang-lock features removable core enabling keyed-alike suites.
- 2" dual-hooded casters. (2 lock, 2 non-lock)
- Choice of two styles featuring two file drawers or two box drawers and one file drawer.
- File drawers accommodate letter and legal sized hanging file folders.
- Includes counter-weight for stability when in use.



VBBF

Model No.	Description	Dimensions	Wt.	List Price
VBBF	Box-Box-File	15 1/4"W x 24"D x 27 1/2"H Assembled	92#	\$809
VFF	File-File	15 1/4"W x 24"D x 27 1/2"H Assembled	80#	\$785

COMBO FILE

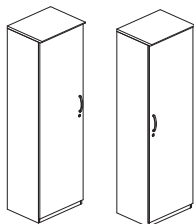


VCF

- Drawer interiors finished to match exterior veneer.
- Drawers operate smoothly using full-extension ball-bearing suspensions.
- File drawers accommodate letter and legal sized hanging file folders.

Model No.	Description	Dimensions	Wt.	List Price
VCF	Veneer Top	36"W x 19"D x 29 1/2"H Assembled	165#	\$1731

WARDROBE CABINETS



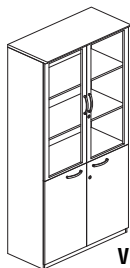
VWRDL

VWRDR

- Choice of units with hinges on left or right.
- Interior features sliding wardrobe hanging bar with 59"H clearance.
- Includes one fixed shelf and three adjustable shelves. (1 1/4" increments)

Model No.	Description	Dimensions	Wt.	List Price
VWRDL	Hinges on left	23 5/8"W x 19"D x 80"H	187#	\$1559
VWRDR	Hinges on right	23 5/8"W x 19"D x 80"H	187#	\$1559

HIGH WALL CABINET WITH DOORS

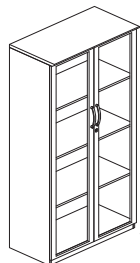


VHC

- Features glass doors with silver frame above wood doors.
- Includes two adjustable shelves in top section and one adjustable shelf in lower section.
- Top and bottom doors lock separately. Keyed alike.
- Able to stand alone or be flanked by Wardrobe Cabinets.

Model No.	Dimensions	Wt.	List Price
VHC	40"W x 19"D x 80"H	284#	\$2480

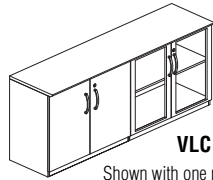
68" WALL CABINET



VCG

- Storage unit with choice of wood doors or glass doors.
- Includes one fixed shelf and two adjustable shelves.

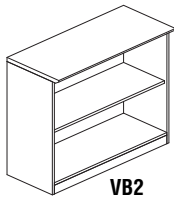
Model No.	Description	Dimensions	Wt.	List Price
VCW	With wood doors	36"W x 19"D x 68"H	235#	\$1733
VCG	With glass doors	36"W x 19"D x 68"H	253#	\$1733

CORSICA SERIES**LOW WALL CABINET WITH DOORS**

VLC
Shown with one pair of
glass and one pair of wood doors.

- Features a choice of wood/glass, all-wood, or all-glass door sets.
- Includes one adjustable shelf on each side.
- Sets of doors lock separately. Keyed alike.

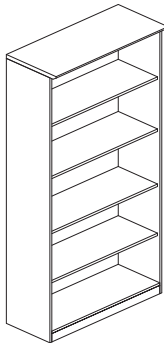
Model No.	Description	Dimensions	Wt.	List Price
VLC	Wood/Glass Door Combination	72"W x 19"D x 29 1/2"H	193#	\$1673
VLCW	All Wood Doors	72"W x 19"D x 29 1/2"H	193#	\$1673

BOOKCASES

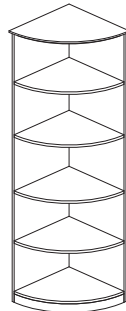
VB2

- Open shelves for convenient storage.
- Adjustable shelves.
- Choice of two or five shelf units.

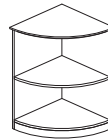
Model No.	Description	Dimensions	Wt.	List Price
VB2	2 Shelf	36"W x 16"D x 29 1/2"H	64#	\$689
VB5	5 Shelf	36"W x 16"D x 68"H	140#	\$1335
VBQ2	2 Shelf 1/4 - Round	19"W x 19"D x 29 1/2"H	25#	\$648
VBQ5	5 Shelf 1/4 - Round	19"W x 19"D x 68"H	65#	\$1259



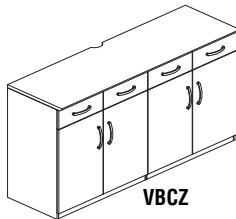
VB5



VBQ5



VBQ2

BUFFET

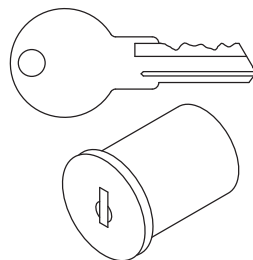
VBCZ

- Features two cabinet compartments (one adjustable shelf in each) and four drawers.
- Designed for audio/visual support including cable pass throughs and inset back panel for wall plug clearance.
- All drawer and cabinet interiors are full-finished veneer.

Model No.	Dimensions	Wt.	List Price
VBCZ	72"W x 22"D x 36"H	297#	\$2681

REPLACEMENT LOCK CORES

- Allows pedestals and laterals to be keyed uniquely.
- Master key available.
- Must purchase a core removal tool to change locks cores.

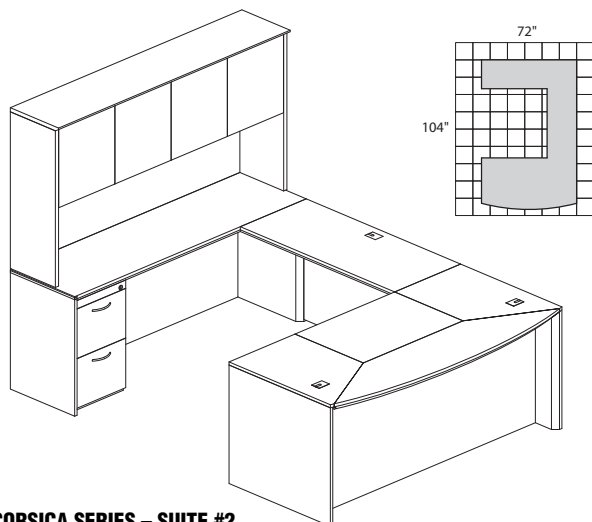


REALCC0100

Model No.	Description	Wt.	List Price
REALCC0100	Replacement core with keys	1#	\$19
REALCC0101	Replacement core with keys	1#	\$19
REALCC0102	Replacement core with keys	1#	\$19
REALCC0103	Replacement core with keys	1#	\$19
REALCC0104	Replacement core with keys	1#	\$19
REALCC0105	Replacement core with keys	1#	\$19
REALCC0106	Replacement core with keys	1#	\$19
REALCC0107	Replacement core with keys	1#	\$19
REALCC0108	Replacement core with keys	1#	\$19
REALCC0109	Replacement core with keys	1#	\$19
REALCC0110	Replacement core with keys	1#	\$19
REALCC0111	Replacement core with keys	1#	\$19
REALCC0112	Replacement core with keys	1#	\$19
REALCC0113	Replacement core with keys	1#	\$19
REALCC0114	Replacement core with keys	1#	\$19
REALCCRC	Core removal tool	1#	\$19
REALCCMK	Master Key	1#	\$19

CORSICA SERIES TYPICALS

- Order complete suites using "CT__" models.



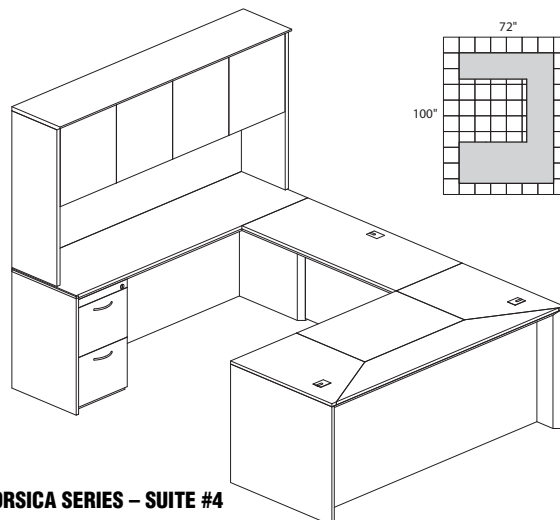
CORSICA SERIES – SUITE #2

Consists of:

QTY.	MODEL NO.	DESCRIPTION	LIST PRICE EACH
1	CD72	72" Bow Front Desk	\$1745
1	CBDG	Universal Bridge	\$531
1	CCNZ72	72" Credenza	\$1081
1	CHW72	72" Wood Doors Hutch	\$1698
1	CBBFD	Box Box File Ped	\$785
1	CFFC	File File Ped	\$636
1	CCD	Center Drawer	\$226

CT2

TOTAL: \$6702



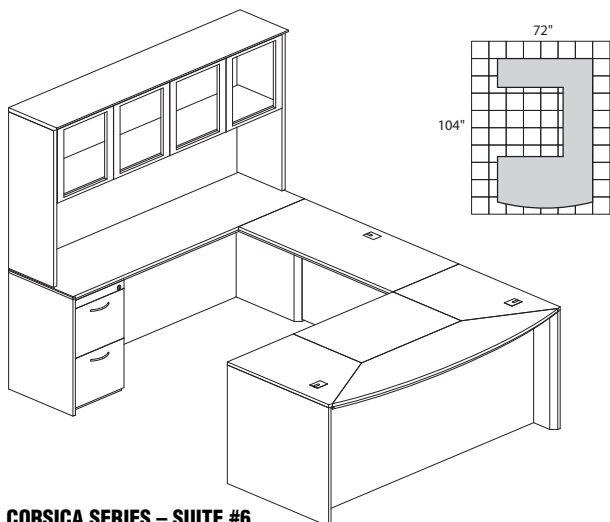
CORSICA SERIES – SUITE #4

Consists of:

QTY.	MODEL NO.	DESCRIPTION	LIST PRICE EACH
1	CDS72	72" Straight Front Desk	\$1594
1	CBDG	Universal Bridge	\$531
1	CCNZ72	72" Credenza	\$1081
1	CHW72	72" Wood Doors Hutch	\$1698
1	CBBFD	Box Box File Ped	\$785
1	CFFC	File File Ped	\$636
1	CCD	Center Drawer	\$226

CT4

TOTAL: \$6551



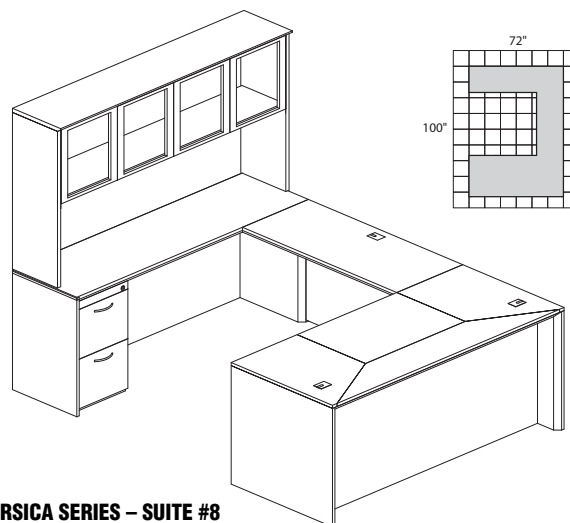
CORSICA SERIES – SUITE #6

Consists of:

QTY.	MODEL NO.	DESCRIPTION	LIST PRICE EACH
1	CD72	72" Bow Front Desk	\$1745
1	CBDG	Universal Bridge	\$531
1	CCNZ72	72" Credenza	\$1081
1	CHG72	72" Glass Doors Hutch	\$1854
1	CBBFD	Box Box File Ped	\$785
1	CFFC	File File Ped	\$636
1	CCD	Center Drawer	\$226

CT6

TOTAL: \$6858



CORSICA SERIES – SUITE #8

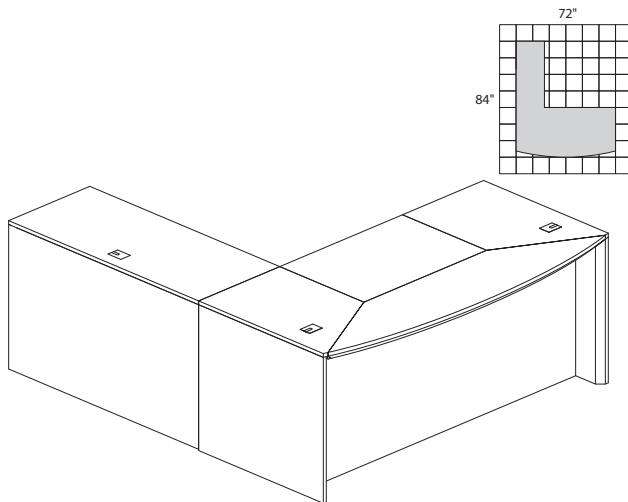
Consists of:

QTY.	MODEL NO.	DESCRIPTION	LIST PRICE EACH
1	CDS72	72" Straight Front Desk	\$1594
1	CBDG	Universal Bridge	\$531
1	CCNZ72	72" Credenza	\$1081
1	CHG72	72" Glass Doors Hutch	\$1854
1	CBBFD	Box Box File Ped	\$785
1	CFFC	File File Ped	\$636
1	CCD	Center Drawer	\$226

CT8

TOTAL: \$6707

CORSICA SERIES TYPICALS

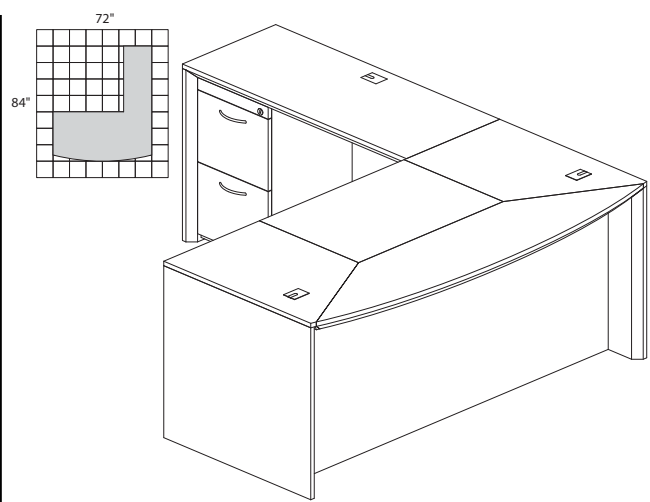


CORSICA SERIES – SUITE #9

Consists of:

QTY.	MODEL NO.	DESCRIPTION	LIST PRICE EACH
1	CD72	72" Bow Front Desk	\$1745
1	CRTNR	Right Hand Return	\$693
1	CCD	Center Drawer	\$226
1	CBBFD	Box Box File Ped	\$785
1	CFFC	File File Ped	\$636

CT9

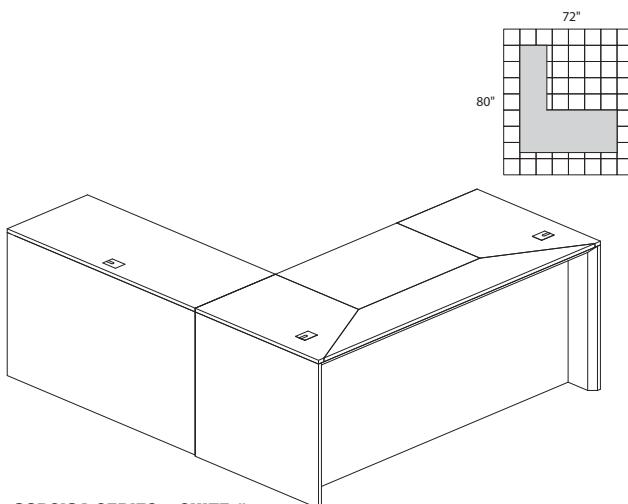
TOTAL: \$4085

CORSICA SERIES – SUITE #10

Consists of:

QTY.	MODEL NO.	DESCRIPTION	LIST PRICE EACH
1	CD72	72" Bow Front Desk	\$1745
1	CRTNL	Left Hand Return	\$693
1	CCD	Center Drawer	\$226
1	CBBFD	Box Box File Ped	\$785
1	CFFC	File File Ped	\$636

CT10

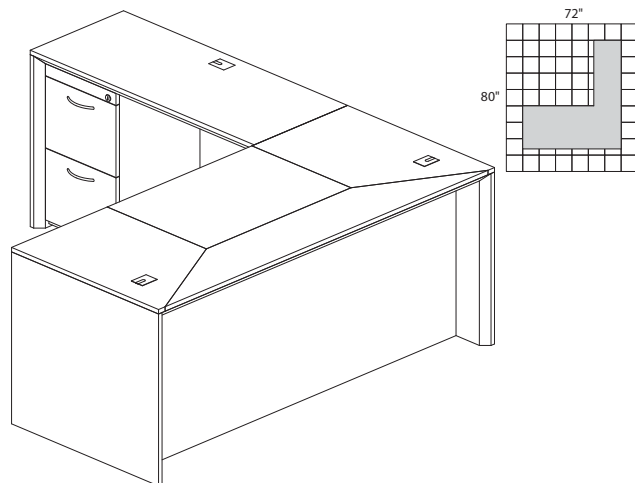
TOTAL: \$4085

CORSICA SERIES – SUITE #11

Consists of:

QTY.	MODEL NO.	DESCRIPTION	LIST PRICE EACH
1	CDS72	72" Straight Front Desk	\$1594
1	CRTNR	Right Hand Return	\$693
1	CCD	Center Drawer	\$226
1	CBBFD	Box Box File Ped	\$785
1	CFFC	File File Ped	\$636

CT11

TOTAL: \$3934

CORSICA SERIES – SUITE #12

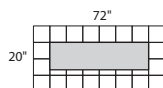
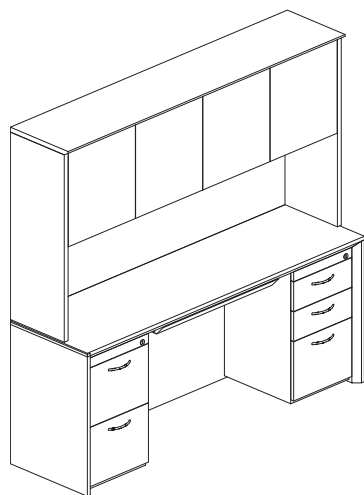
Consists of:

QTY.	MODEL NO.	DESCRIPTION	LIST PRICE EACH
1	CDS72	72" Straight Front Desk	\$1594
1	CRTNL	Left Hand Return	\$693
1	CCD	Center Drawer	\$226
1	CBBFD	Box Box File Ped	\$785
1	CFFC	File File Ped	\$636

CT12

TOTAL: \$3934

CORSICA SERIES TYPICALS

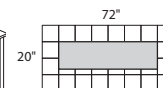



CORSICA SERIES – SUITE #15

Consists of:

QTY.	MODEL NO.	DESCRIPTION	LIST PRICE EACH
1	CCNZ72	72" Credenza	\$1081
1	CHW72	72" Wood Doors Hutch	\$1698
1	CBBFC	Box Box File Ped	\$648
1	CFFC	File File Ped	\$636
1	CCD	Center Drawer	\$226

CT15

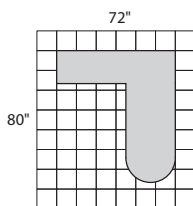
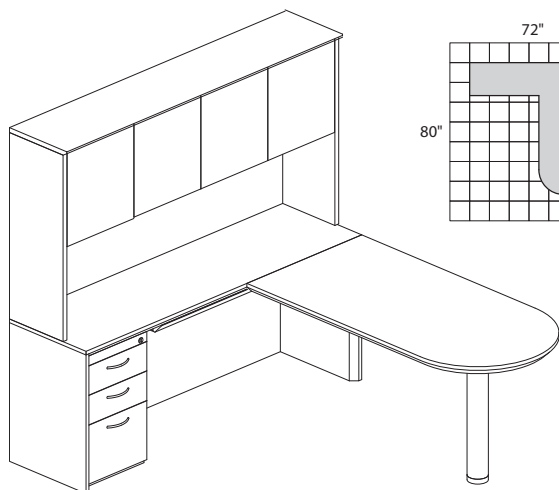
TOTAL: \$4289

CORSICA SERIES – SUITE #16

Consists of:

QTY.	MODEL NO.	DESCRIPTION	LIST PRICE EACH
1	CCNZ72	72" Credenza	\$1081
1	CHG72	72" Glass Doors Hutch	\$1854
1	CBBFC	Box Box File Ped	\$648
1	CFFC	File File Ped	\$636
1	CCD	Center Drawer	\$226

CT16

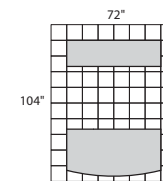
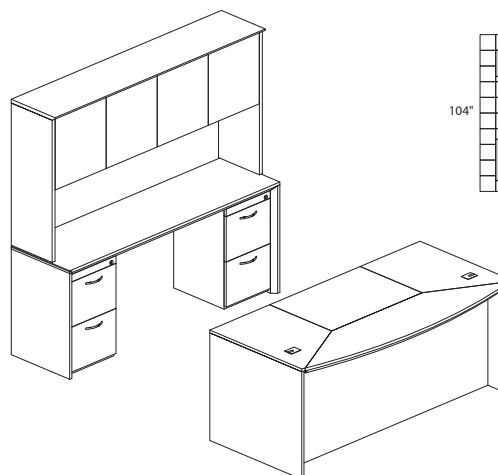
TOTAL: \$4445

CORSICA SERIES – SUITE #19

Consists of:

QTY.	MODEL NO.	DESCRIPTION	LIST PRICE EACH
1	CPC	Peninsula Desk	\$1092
1	CCNZ72	72" Credenza	\$1081
1	CHW72	72" Wood Door Hutch	\$1698
1	CBBFC	Box Box File Ped	\$648
1	CCD	Center Drawer	\$226

CT19

TOTAL: \$4745

CORSICA SERIES – SUITE #22

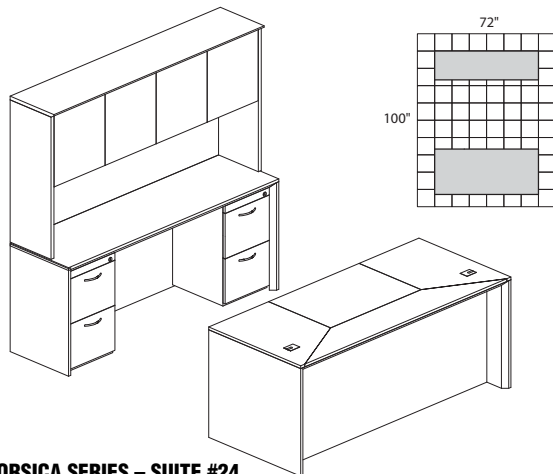
Consists of:

QTY.	MODEL NO.	DESCRIPTION	LIST PRICE EACH
1	CD72	72" Bow Front Desk	\$1745
1	CCNZ72	72" Credenza	\$1081
1	CHW72	72" Wood Doors Hutch	\$1698
1	CBBFD	Box Box File Ped	\$785
1	CBBFD	Box Box File Ped	\$785
1	CFFC	File File Ped	\$636
1	CFFC	File File Ped	\$636
1	CCD	Center Drawer	\$226

CT22

TOTAL: \$7592

CORSICA SERIES TYPICALS

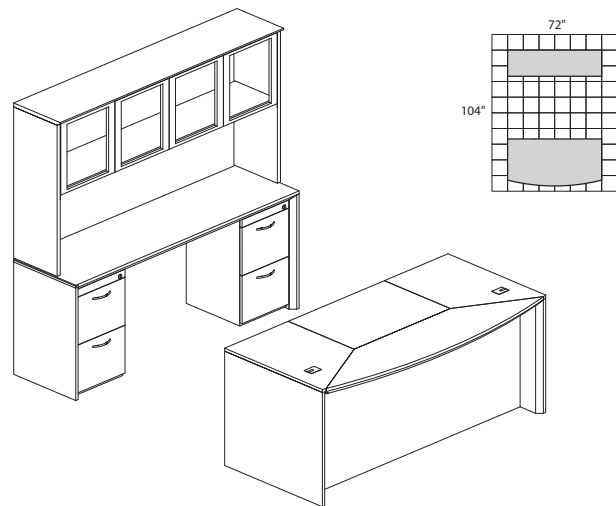


CORSICA SERIES – SUITE #24

Consists of:

QTY.	MODEL NO.	DESCRIPTION	LIST PRICE EACH
1	CDS72	72" Straight Front Desk	\$1594
1	CCNZ72	72" Credenza	\$1081
1	CHW72	72" Wood Doors Hutch	\$1698
1	CBBFD	Box Box File Ped	\$785
1	CBBFD	Box Box File Ped	\$785
1	CFFC	File File Ped	\$636
1	CFFC	File File Ped	\$636
1	CCD	Center Drawer	\$226

CT24

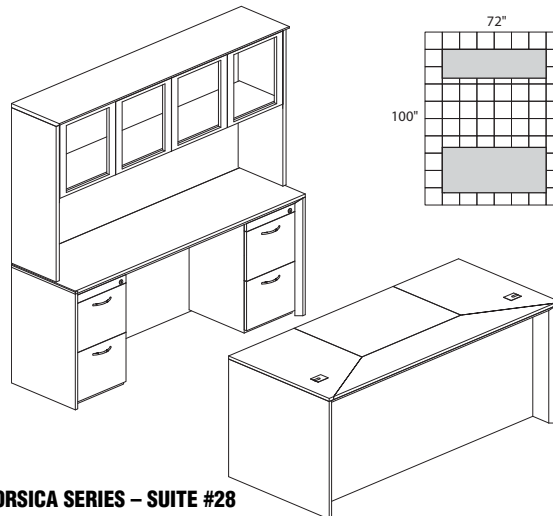
TOTAL: \$7441

CORSICA SERIES – SUITE #26

Consists of:

QTY.	MODEL NO.	DESCRIPTION	LIST PRICE EACH
1	CD72	72" Bow Front Desk	\$1745
1	CCNZ72	72" Credenza	\$1081
1	CHG72	72" Glass Doors Hutch	\$1854
1	CBBFD	Box Box File Ped	\$785
1	CBBFD	Box Box File Ped	\$785
1	CFFC	File File Ped	\$636
1	CFFC	File File Ped	\$636
1	CCD	Center Drawer	\$226

CT26

TOTAL: \$7748

CORSICA SERIES – SUITE #28

Consists of:

QTY.	MODEL NO.	DESCRIPTION	LIST PRICE EACH
1	CDS72	72" Straight Front Desk	\$1594
1	CCNZ72	72" Credenza	\$1081
1	CHG72	72" Glass Doors Hutch	\$1854
1	CBBFD	Box Box File Ped	\$785
1	CBBFD	Box Box File Ped	\$785
1	CFFC	File File Ped	\$636
1	CFFC	File File Ped	\$636
1	CCD	Center Drawer	\$226

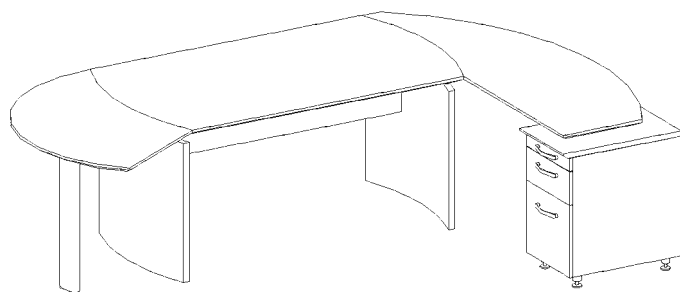
CT28

TOTAL: \$7597

NAPOLI SERIES



NAPOLI DESK SYSTEM TYPICAL



NAPOLI DESK SYSTEM – NT4

Consists of:

QTY.	MODEL NO.	DESCRIPTION	LIST PRICE EACH
1	ND72	Desk 72"W x 36"D	\$1303
1	NEXTL	Curved Desk Extension	\$553
1	NRTPR	Curved Desk Return with Return Pencil-Box-File Pedestal	\$1218
1	NCD	Center Drawer	\$226

NT4

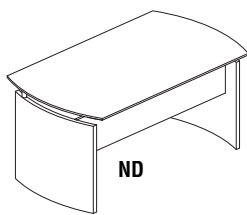
TOTAL: \$3300

The Napoli veneer desk system features Italian-influenced, sophisticated styling for business or home office. Available in three rich finishes, REAL Office Furniture features AA-grade select North American hardwood veneers throughout.

Surfaces: Sierra Cherry finish on cherry veneer, Mahogany finish on walnut veneer and Golden Cherry finish on beech veneer.

- Desk, Return and Extension work surfaces are 1 1/8" thick with a distinctive beveled edge.
- All veneer surfaces are protected with two coats of high-tech catalyzed lacquer.
- All models in all finishes are available on both the Kwik-Ship and Fast Freight delivery programs with no quantity limitations.
- All locks are keyed-alike and feature removable cores for installing "keyed-different" locks after-market.
- Silver detailing adds contemporary look to the Napoli series.

DESK

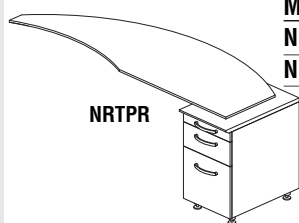


- Napoli desk surface seems to "float" on silver supports.
- Silver modesty panel.
- Curved end panels reflect curved ends of work surface.

Model No.	Dimensions	Wt.	List Price
ND63	63"W x 36"D x 29 1/2"H	155#	\$1206
ND72	72"W x 36"D x 29 1/2"H	183#	\$1303

CURVED DESK RETURN WITH PENCIL-BOX-FILE PEDESTAL

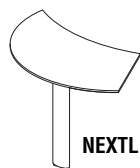
- Creates L-shaped work surface when attached to desk.
- Available for right or left side of desk.
- Gang-lock features removable core.
- Supported by Return Pencil-Box-File Pedestal.
- Pedestal drawer interiors finished to match exterior veneer.
- Stands off floor on silver legs.



Model No.	Description	Dimensions	Wt.	List Price
NRTPR	63" Right return	63"W x 24"D x 29 1/2"H	123#	\$1218
NRTPL	63" Left return	63"W x 24"D x 29 1/2"H	123#	\$1218

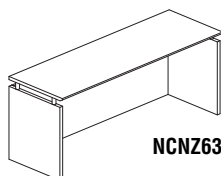
CURVED DESK EXTENSION

- Creates conference end to Napoli desk.
- Leg includes grommets for cable management.
- Supported by silver leg.
- Available for right or left side of desk.



Model No.	Description	Dimensions	Wt.	List Price
NEXTL	Right extension	47"W x 28"D x 29 1/2"H	51#	\$553
NEXTL	Left extension	47"W x 28"D x 29 1/2"H	51#	\$553

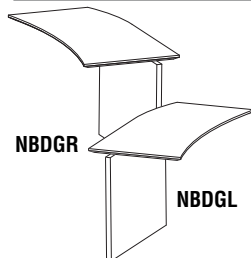
CREDENZA



Model No.	Dimensions	Wt.	List Price
NCNZ63	63"W x 24"D x 29 1/2"H	133#	\$1044
NCNZ72	72"W x 24"D x 29 1/2"H	151#	\$1125

NAPOLI SERIES

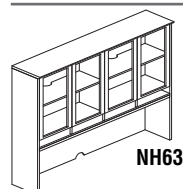
BRIDGE



- Not free standing. Requires connection to credenza and desk.
- Features modesty panel.

Model No.	Description	Dimensions	Wt.	List Price
NBDGR	Right Hand Bridge	48"W x 24"D x 29 1/2"H	68#	\$657
NBDGL	Left Hand Bridge	48"W x 24"D x 29 1/2"H	68#	\$657

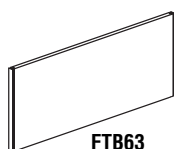
HUTCH



- Clear glass doors with silver frames.
- Four open compartment slots accept optional trays (See Hutch Trays).
- Provides 19 3/4"H clearance below shelf.
- Two, 12"H storage levels.
- Fully assembled.

Model No.	Dimensions	Wt.	List Price
NH63	63"W x 15"D x 50 1/2"H	183#	\$2244
NH72	72"W x 15"D x 50 1/2"H	209#	\$2378

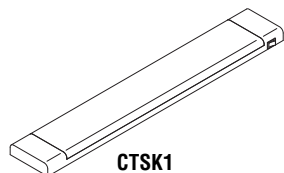
FABRIC PANELS



- Stocked in MIR1454 Birch Fabric.
- Other fabrics available as a special order; special orders sold in pairs.

Model No.	Dimensions	Wt.	List Price
FTB63	60"W x 18 1/2"H	15#	\$472
FTB72	69"W x 18 1/2"H	16#	\$472

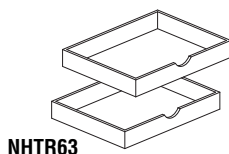
HUTCH TASK LIGHT



- Task lighting attached to underside of hutch.
- Includes diffuser lens.
- Uses two energy efficient 13W T5 bulb.

Model No.	Description	Dimensions	Wt.	List Price
CTSK1	Task Light	25"W x 4"D x 1"H	5#	\$132

HUTCH TRAYS



- Sold in pairs.
- Leather inlay.
- Silver.

Model No.	Description	Dimensions	Wt.	List Price
NHTR63	Hutch Trays - 63 (2)	14 5/8"W x 12 3/4"D x 2 3/8"H	7#	\$202
NHTR72	Hutch Trays - 72 (2)	15 1/8"W x 12 3/4"D x 2 3/8"H	8#	\$202

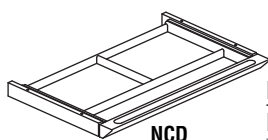
PEDESTALS



- Drawer interiors finished to match exterior veneer.
- Drawers operate smoothly using full-extension ball-bearing suspensions.
- Fits under credenzas.
- Gang-lock features removable core.
- Finished top surface.

Model No.	Dimensions	Wt.	List Price
NBBF Box-Box File	15 1/4"W x 21 1/4"D x 26"H	80#	\$831
NFF File-File	15 1/4"W x 21 1/4"D x 26"H	78#	\$791

CENTER DESK DRAWER



- Solid wood frame construction. Leather lined interior compartments.
- Drawer operates smoothly using full-extension ball-bearing suspension.
- Beveled front edge to match desk surface design.

Model No.	Dimensions	Wt.	List Price
NCD	30"W x 18"D x 2"H Assembled	10#	\$226

NAPOLI SERIES

NAPOLI STORAGE SYSTEMS

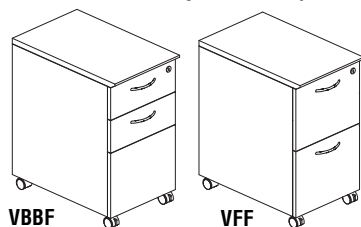
The Napoli veneer storage systems furniture features Italian-influenced, sophisticated styling with excellent durability. Available in three rich finishes, REAL Office Furniture features AA-grade select North American hardwood veneers throughout.

Surfaces: Sierra Cherry finish on cherry veneer, Mahogany finish on walnut veneer and Golden Cherry finish on beech veneer.

- All veneer surfaces are protected with two coats of high-tech catalyzed lacquer.
- All locks have removable cores enabling keyed-alike suites.
- All drawer interiors finished to match exterior veneer.
- All lateral files and storage cabinets feature finished backs.
- Lateral files and mobile pedestals feature gang lock mechanism.


MOBILE PEDESTALS

- Choice of two styles featuring two file drawers or two box drawers and one file drawer.
- File drawers accommodate letter and legal sized hanging file folders.
- Includes counter-weight for stability when in use.
- Drawers operate smoothly using full-extension ball-bearing suspensions.
- Gang-lock features removable core enabling keyed-alike suites.
- 2" dual-hooded casters. (2 lock, 2 non-lock)



Model No.	Description	Dimensions	Wt.	List Price
VBBF	Box-Box-File	15 1/4"W x 24"D x 27 1/2"H Assembled	92#	\$809
VFF	File-File	15 1/4"W x 24"D x 27 1/2"H Assembled	80#	\$785


LATERAL FILE



- Accommodate letter and legal sized hanging file folders.
- Includes counter-weight for stability when in use.
- Gang-lock features removable core enabling keyed-alike suites.
- Drawers operate smoothly using full-extension ball-bearing suspensions.

Model No.	Description	Dimensions	Wt.	List Price
VLF	File-File	36"W x 19"D x 29 1/2"H Assembled	160#	\$1419
VLF4	4-Drawer File	36"W x 19"D x 56"H Assembled	320#	\$2801

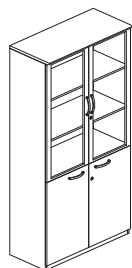
WARDROBE CABINETS



- Choice of units with hinges on left or right.
- Interior features sliding wardrobe hanging bar.
- Includes one fixed shelf and three adjustable shelves. (1 1/4" increments)

Model No.	Description	Dimensions	Wt.	List Price
VWRDL	Hinges on left	23 5/8"W x 19"D x 80"H	187#	\$1559
VWRDR	Hinges on right	23 5/8"W x 19"D x 80"H	187#	\$1559

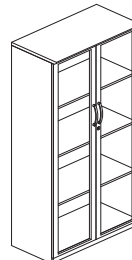
HIGH WALL CABINET WITH DOORS



- Features glass doors with silver frame above wood doors.
- Top and bottom doors lock separately. Keyed alike.
- Includes two adjustable shelves in top section and one adjustable shelf in lower section.
- Able to stand alone or be flanked by Wardrobe Cabinets.

Model No.	Dimensions	Wt.	List Price
VHC	40"W x 19"D x 80"H	284#	\$2480

68" WALL CABINET

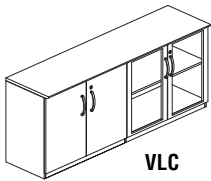


- Storage unit with choice of wood doors or glass doors.
- Includes one fixed shelf and two adjustable shelves.

Model No.	Description	Dimensions	Wt.	List Price
VCW	With wood doors	36"W x 19"D x 68"H	235#	\$1733
VCG	With glass doors	36"W x 19"D x 68"H	253#	\$1733

NAPOLI SERIES

LOW WALL CABINET WITH DOORS

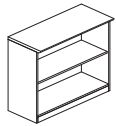


VLC

- Features a choice of wood/glass, all-wood, or all-glass door sets.
- Sets of doors lock separately. Keyed alike.
- Includes one adjustable shelf on each side.

Model No.	Description	Dimensions	Wt.	List Price
VLC	Wood/Glass Door Combination	72"W x 19"D x 29 1/2"H	193#	\$1673
VLCW	All Wood Doors	72"W x 19"D x 29 1/2"H	193#	\$1673
VLCG	All Glass Doors	72"W x 19"D x 29 1/2"H	193#	\$1673

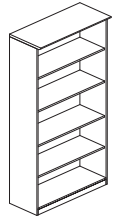
BOOKCASES



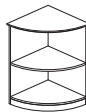
VB2

- Open shelves for convenient storage.
- Adjustable shelves.
- Choice of two or five shelf units.
- 1" thick shelves

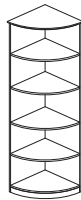
Model No.	Description	Dimensions	Wt.	List Price
VB2	2 Shelf	36"W x 16"D x 29 1/2"H	64#	\$689
VB5	5 Shelf	36"W x 16"D x 68"H	140#	\$1335
VBQ2	2 Shelf 1/4 - Round	19"W x 19"D x 29 1/2"H	25#	\$648
VBQ5	5 Shelf 1/4 - Round	19"W x 19"D x 68"H	65#	\$1259



VB5



VBQ2



VBQ5

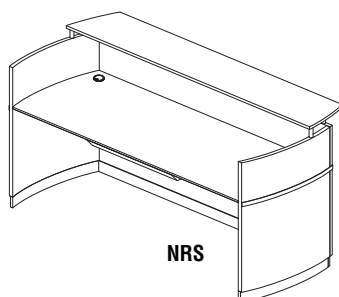
NAPOLI RECEPTION FURNITURE

First impressions are critical for any business. The Napoli Reception Furniture is available in three finishes, and features AA-grade North American hardwood veneers throughout.

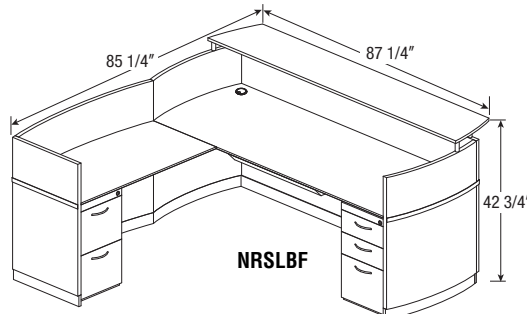
Surfaces: Sierra Cherry finish on cherry veneer, Mahogany finish on walnut veneer and Golden Cherry finish on beech veneer.

- All Napoli Reception Stations (except NRS) include a center drawer.
- 3/4" frosted, tempered glass.
- Non-handed return.
- Universal ADA Reception Return can only be used with Napoli Reception Station.

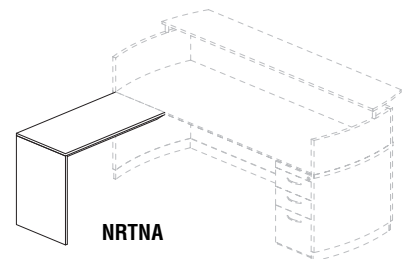
Model No.	Description	Dimensions	Wt.	List Price
NRS	Reception Station (no peds)	87 1/4"W x 37 1/4"D x 42 3/4"H	398#	\$2971
NRSBF	Reception Station w/B/B/F, F/F	87 1/4"W x 37 1/4"D x 42 3/4"H	577#	\$4740
NRSBB	Reception Station w/2-B/B/F	87 1/4"W x 37 1/4"D x 42 3/4"H	562#	\$4767
NRSLBF	Reception Station w/B/B/F, F/F	87 1/4"W x 37 1/4"D x 42 3/4"H Desk 48"W x 25"D x 39 1/4"H Return	980#	\$6214
NRSLBB	Reception Station w/2-B/B/F	87 1/4"W x 37 1/4"D x 42 3/4"H Desk 48"W x 25"D x 39 1/4"H Return	980#	\$6226
NRSLFF	Reception Station w/2-F/F	87 1/4"W x 37 1/4"D x 42 3/4"H Desk 48"W x 25"D x 39 1/4"H Return	980#	\$6187
NRSLBA	Reception Station w/1-B/B/F Universal ADA Return	87 1/4"W x 37 1/4"D x 42 3/4"H Desk 38"W x 25"D x 28 3/4"H Return	553#	\$4421
NRTNA \$439	Universal ADA Return	38"W x 25"D x 28 3/4"H	64#	



NRS



NRSLBF



NRTNA

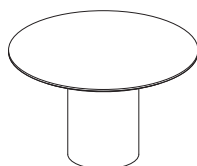
NAPOLI SERIES

NAPOLI CONFERENCE TABLES

The Napoli veneer conference room furniture features elegant lines with excellent durability. Available in three rich finishes, REAL Office Furniture features AA-grade select North American hardwood veneers throughout.


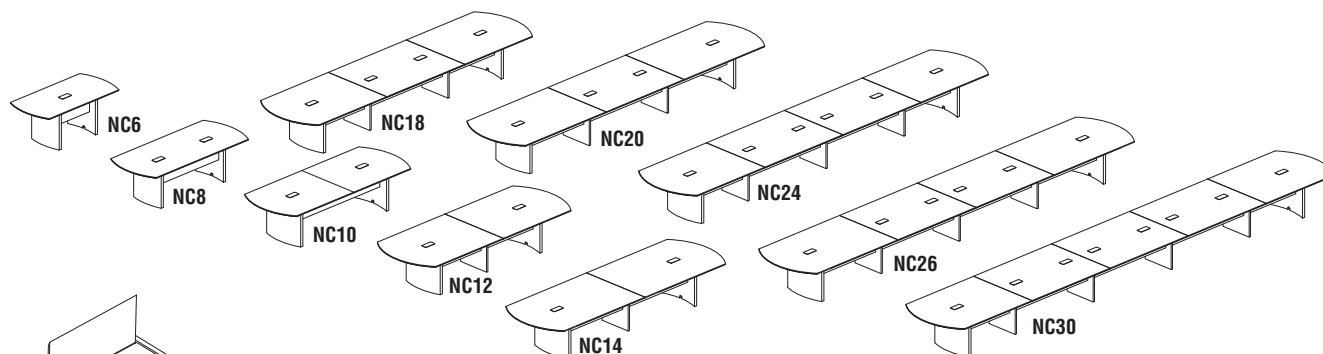
Surfaces: Sierra Cherry finish on cherry veneer, Mahogany finish on walnut veneer and Golden Cherry finish on beech veneer.

- All veneer surfaces are protected with two coats of high-tech catalyzed lacquer.



NCR48

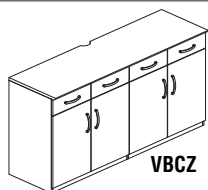
Model No.	Description	Dimensions	Wt.	List Price
NC6	6' Conference Table	72"W x 36"D x 29 1/2"H	197#	\$1686
NC8	8' Conference Table	96"W x 42"D x 29 1/2"H	236#	\$2095
NC10	10' Conference Table	120"W x 48"D x 29 1/2"H	306#	\$2952
NC12	12' Conference Table	144"W x 54"D x 29 1/2"H	358#	\$4836
NC14	14' Conference Table	168"W x 54"D x 29 1/2"H	399#	\$5060
NC18	18' Conference Table	216"W x 54"D x 29 1/2"H	545#	\$7226
NC20	20' Conference Table	240"W x 54"D x 29 1/2"H	585#	\$7451
NC24	24' Conference Table	288"W x 54"D x 29 1/2"H	732#	\$9616
NC26	26' Conference Table	312"W x 54"D x 29 1/2"H	772#	\$9841
NC30	30' Conference Table	360"W x 54"D x 29 1/2"H	919#	\$12005
NCR48	Round Conference Table	48" Round x 29 1/2"H	135#	\$1393
CTMB	Presentation Board	48" x 48" x 3 1/4"	110#	\$1350



SPM

Model No.	Description	List Price
SPM	6 1/4"W x 4"D x 1 1/2"H Optional Power Module, UL Listed [includes RJ11-Cat 3 coupler (phone) and RJ45 coupler (data)] – 6' power cord. Black only.	\$261

BUFFET

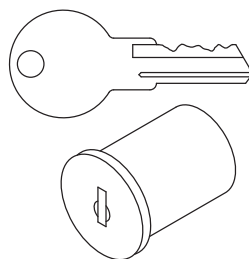


VBCZ

- Features two cabinet compartments (one adjustable shelf in each) and four drawers.
- Designed for audio/visual support including cable pass throughs and inset back panel for wall plug clearance.
- All drawer and cabinet interiors are full-finished veneer.

Model No.	Dimensions	Wt.	List Price
VBCZ	72"W x 22"D x 36"H	297#	\$2681

REPLACEMENT LOCK CORES



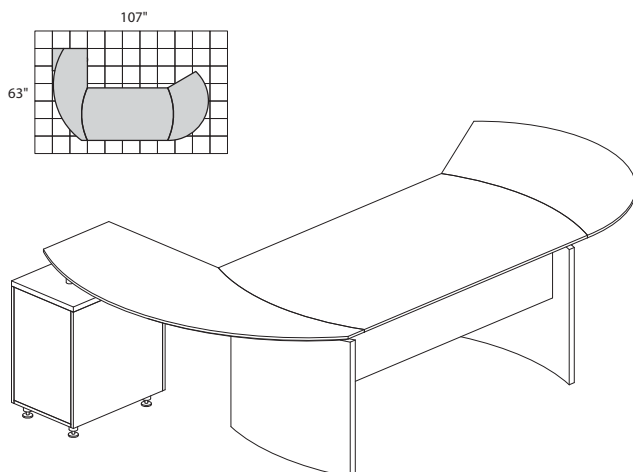
REALCC0100

- Allows pedestals and laterals to be keyed uniquely.
- Must purchase a core removal tool to change locks cores.

- Master key available.

Model No.	Description	Wt.	List Price
REALCC0100	Replacement core with keys	1#	\$19
REALCC0101	Replacement core with keys	1#	\$19
REALCC0102	Replacement core with keys	1#	\$19
REALCC0103	Replacement core with keys	1#	\$19
REALCC0104	Replacement core with keys	1#	\$19
REALCC0105	Replacement core with keys	1#	\$19
REALCC0106	Replacement core with keys	1#	\$19
REALCC0107	Replacement core with keys	1#	\$19
REALCC0108	Replacement core with keys	1#	\$19
REALCC0109	Replacement core with keys	1#	\$19
REALCC0110	Replacement core with keys	1#	\$19
REALCC0111	Replacement core with keys	1#	\$19
REALCC0112	Replacement core with keys	1#	\$19
REALCC0113	Replacement core with keys	1#	\$19
REALCC0114	Replacement core with keys	1#	\$19
REALCCRC	Core removal tool	1#	\$19
REALCCMK	Master Key	1#	\$19

NAPOLI SERIES TYPICALS



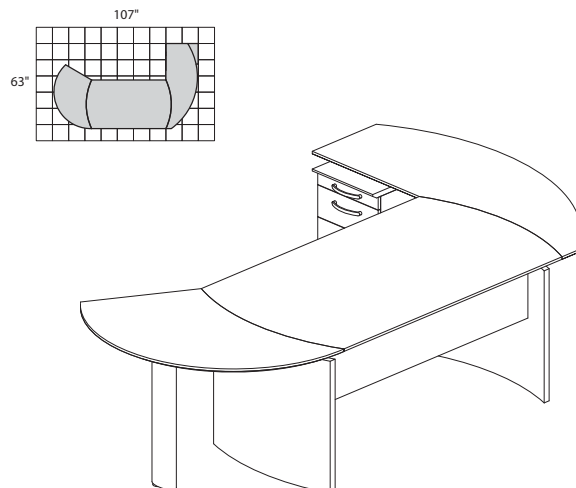
NAPOLI SERIES – SUITE #1

Consists of:

QTY.	MODEL NO.	DESCRIPTION	LIST PRICE EACH
1	ND63	63"W Desk	\$1206
1	NEXTL	Curved Desk Ext.	\$553
1	NRTPR	Curved Desk Return w/Pencil-Box-File	\$1218
1	NCD	Center Drawer	\$226

NT1

TOTAL: \$3203



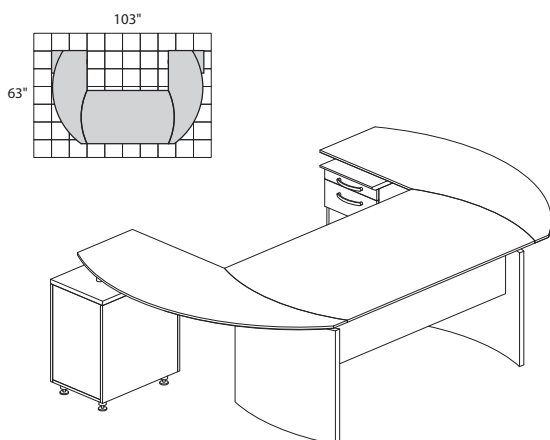
NAPOLI SERIES – SUITE #2

Consists of:

QTY.	MODEL NO.	DESCRIPTION	LIST PRICE EACH
1	ND63	63"W Desk	\$1206
1	NEXTR	Curved Desk Ext.	\$553
1	NRTPL	Curved Desk Return w/Pencil-Box-File	\$1218
1	NCD	Center Drawer	\$226

NT2

TOTAL: \$3203



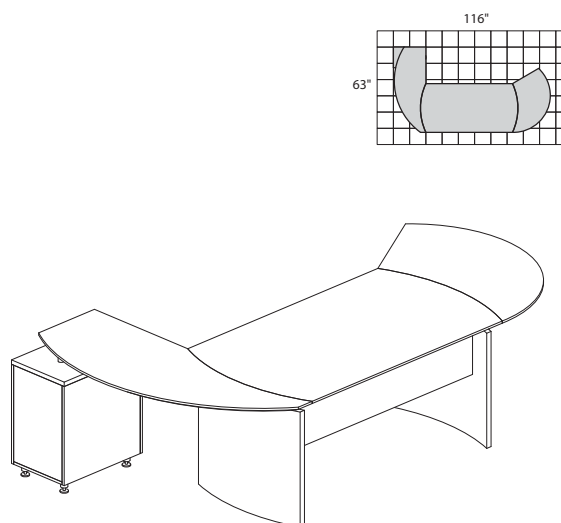
NAPOLI SERIES – SUITE #3

Consists of:

QTY.	MODEL NO.	DESCRIPTION	LIST PRICE EACH
1	ND63	63"W Desk	\$1206
1	NRTPR	Curved Desk Return w/Pencil-Box-File	\$1218
1	NRTPL	Curved Desk Return w/Pencil-Box-File	\$1218
1	NCD	Center Drawer	\$226

NT3

TOTAL: \$3868



NAPOLI SERIES – SUITE #4

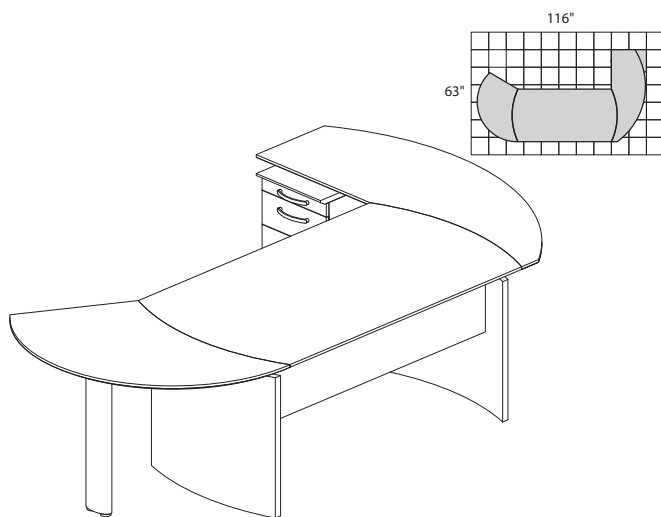
Consists of:

QTY.	MODEL NO.	DESCRIPTION	LIST PRICE EACH
1	ND72	72"W Desk	\$1303
1	NEXTL	Curved Desk Ext.	\$553
1	NRTPR	Curved Desk Return w/Pencil-Box-File	\$1218
1	NCD	Center Drawer	\$226

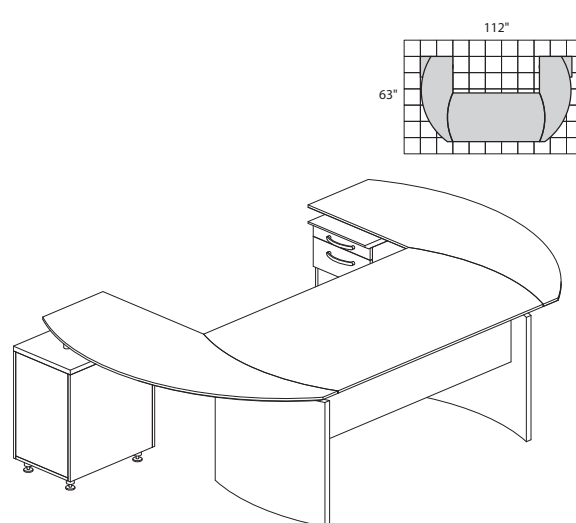
NT4

TOTAL: \$3300

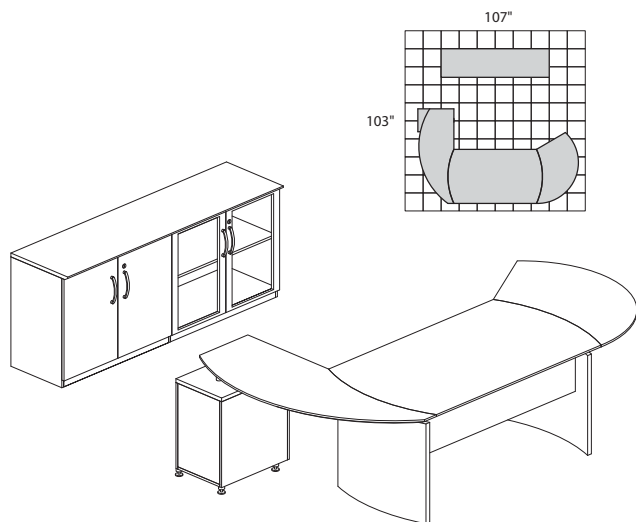
NAPOLI SERIES TYPICALS

**NAPOLI SERIES – SUITE #5****Consists of:**

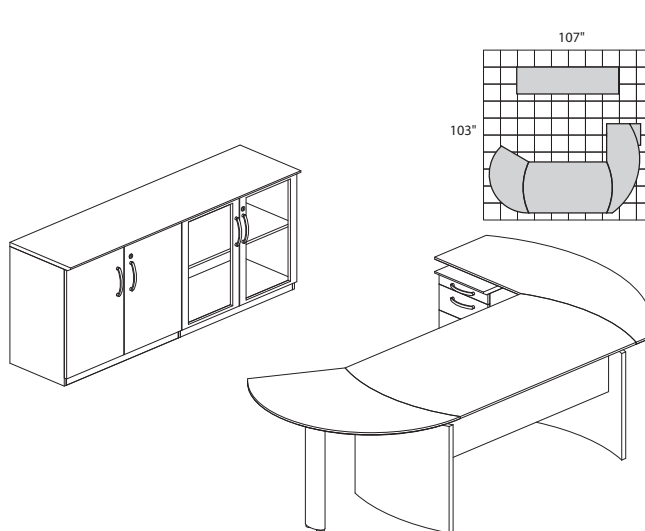
QTY.	MODEL NO.	DESCRIPTION	LIST PRICE EACH
1	ND72	72"W Desk	\$1303
1	NEXTR	Curved Desk Ext.	\$553
1	NRTPL	Curved Desk Return w/Pencil-Box-File	\$1218
1	NCD	Center Drawer	\$226

NT5**TOTAL: \$3300****NAPOLI SERIES – SUITE #6****Consists of:**

QTY.	MODEL NO.	DESCRIPTION	LIST PRICE EACH
1	ND72	72"W Desk	\$1303
1	NRTPR	Curved Desk Return w/Pencil-Box-File	\$1218
1	NRTPL	Curved Desk Return w/Pencil-Box-File	\$1218
1	NCD	Center Drawer	\$226

NT6**TOTAL: \$3965****NAPOLI SERIES – SUITE #7****Consists of:**

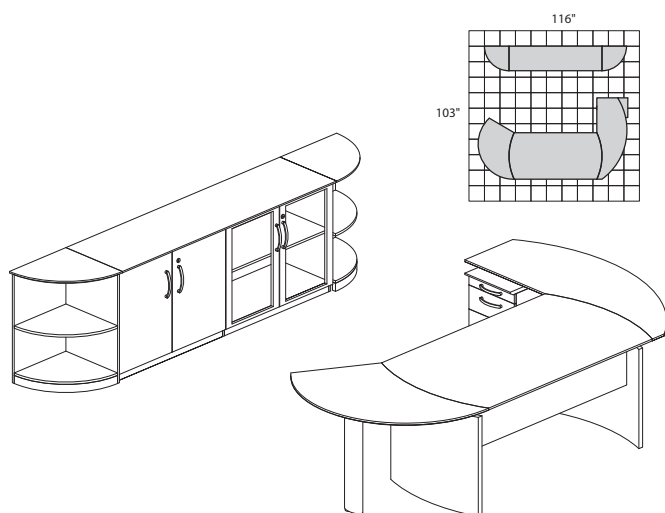
QTY.	MODEL NO.	DESCRIPTION	LIST PRICE EACH
1	ND63	63"W Desk	\$1206
1	NEXTL	Curved Desk Ext.	\$553
1	NRTPR	Curved Desk Return w/Pencil-Box-File	\$1218
1	NCD	Center Drawer	\$226
1	VLC	Low Wall Cabinet	\$1673

NT7**TOTAL: \$4876****NAPOLI SERIES – SUITE #8****Consists of:**

QTY.	MODEL NO.	DESCRIPTION	LIST PRICE EACH
1	ND63	63"W Desk	\$1206
1	NEXTR	Curved Desk Ext.	\$553
1	NRTPL	Curved Desk Return w/Pencil-Box-File	\$1218
1	NCD	Center Drawer	\$226
1	VLC	Low Wall Cabinet	\$1673

NT8**TOTAL: \$4876**

NAPOLI SERIES TYPICALS

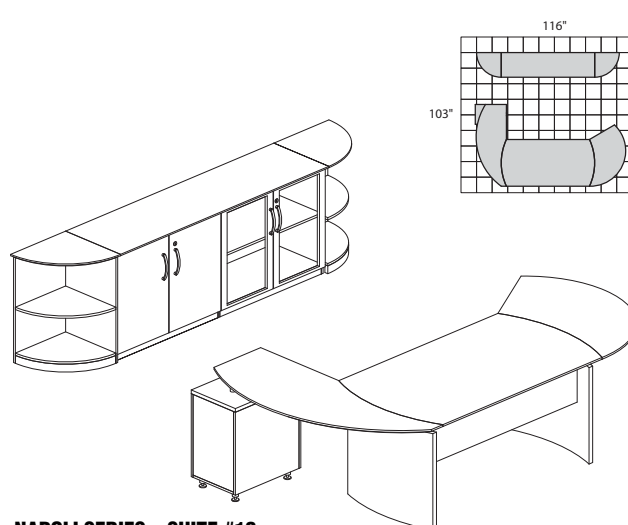


NAPOLI SERIES – SUITE #9

Consists of:

QTY.	MODEL NO.	DESCRIPTION	LIST PRICE EACH
1	ND72	72"W Desk	\$1303
1	NEXTR	Curved Desk Ext.	\$553
1	NRTPL	Curved Desk Return w/Pencil-Box-File	\$1218
1	NCD	Center Drawer	\$226
1	VLC	Low Wall Cabinet	\$1673
1	VBQ2	2 Shelf 1/4-Round	\$648
1	VBQ2	2 Shelf 1/4-Round	\$648

NT9

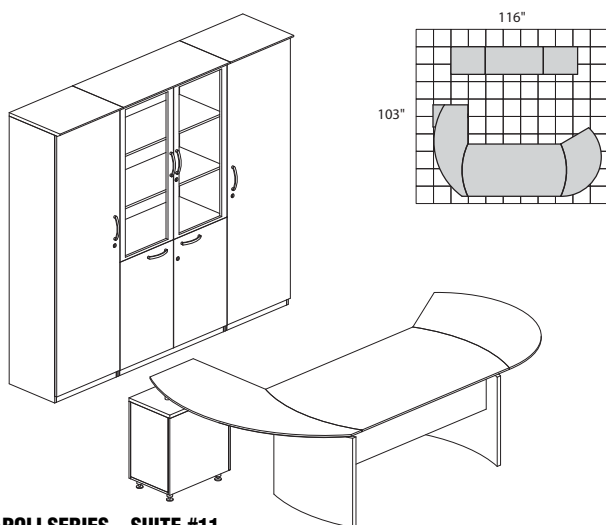
TOTAL: \$6269

NAPOLI SERIES – SUITE #10

Consists of:

QTY.	MODEL NO.	DESCRIPTION	LIST PRICE EACH
1	ND72	72"W Desk	\$1303
1	NEXTL	Curved Desk Ext.	\$553
1	NRTPR	Curved Desk Return w/Pencil-Box-File	\$1218
1	NCD	Center Drawer	\$226
1	VLC	Low Wall Cabinet	\$1673
1	VBQ2	2 Shelf 1/4-Round	\$648
1	VBQ2	2 Shelf 1/4-Round	\$648

NT10

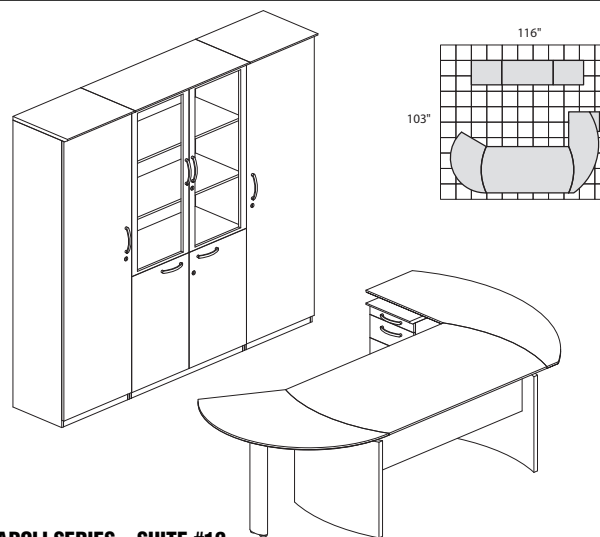
TOTAL: \$6269

NAPOLI SERIES – SUITE #11

Consists of:

QTY.	MODEL NO.	DESCRIPTION	LIST PRICE EACH
1	ND72	72"W Desk	\$1303
1	NEXTL	Curved Desk Ext.	\$553
1	NRTPR	Curved Desk Return w/Pencil-Box-File	\$1218
1	NCD	Center Drawer	\$226
1	VWRDL	Wardrobe Cabinet	\$1559
1	VWRDR	Wardrobe Cabinet	\$1559
1	VHC	High Wall Cabinet	\$2480

NT11

TOTAL: \$8898

NAPOLI SERIES – SUITE #12

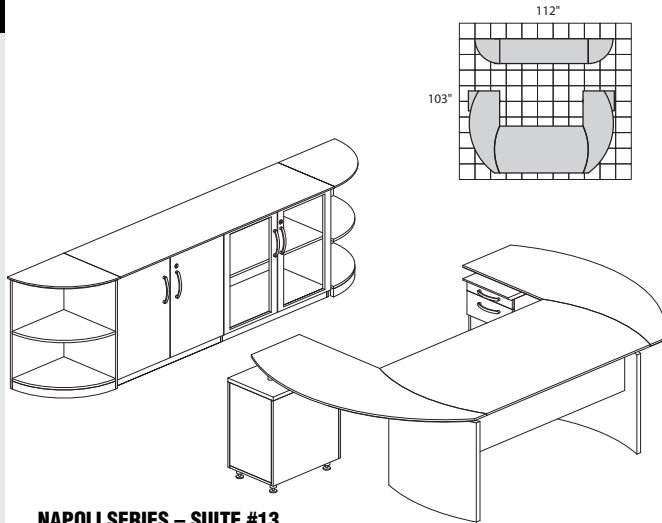
Consists of:

QTY.	MODEL NO.	DESCRIPTION	LIST PRICE EACH
1	ND72	72"W Desk	\$1303
1	NEXTR	Curved Desk Ext.	\$553
1	NRTPL	Curved Desk Return w/Pencil-Box-File	\$1218
1	NCD	Center Drawer	\$226
1	VWRDL	Wardrobe Cabinet	\$1559
1	VWRDR	Wardrobe Cabinet	\$1559
1	VHC	High Wall Cabinet	\$2480

NT12

TOTAL: \$8898

NAPOLI SERIES TYPICALS

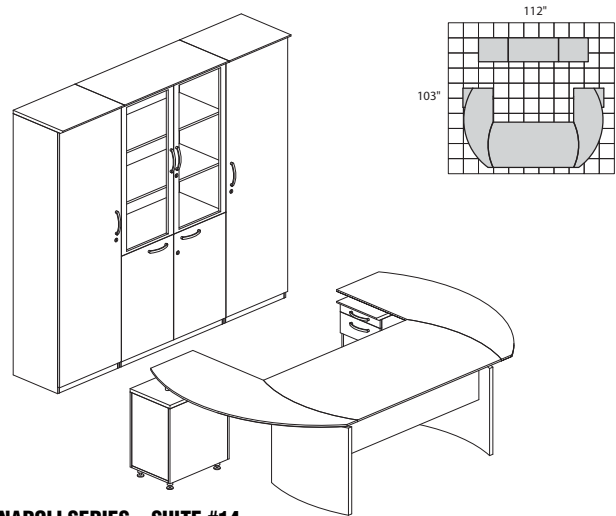


NAPOLI SERIES – SUITE #13

Consists of:

QTY.	MODEL NO.	DESCRIPTION	LIST PRICE EACH
1	ND72	72"W Desk	\$1303
1	NRTPR	Curved Desk Return w/Pencil-Box-File	\$1218
1	NRTPL	Curved Desk Return w/Pencil-Box-File	\$1218
1	NCD	Center Drawer	\$226
1	VLC	Low Wall Cabinet	\$1673
1	VBQ2	2 Shelf 1/4-Round	\$648
1	VBQ2	2 Shelf 1/4-Round	\$648

NT13

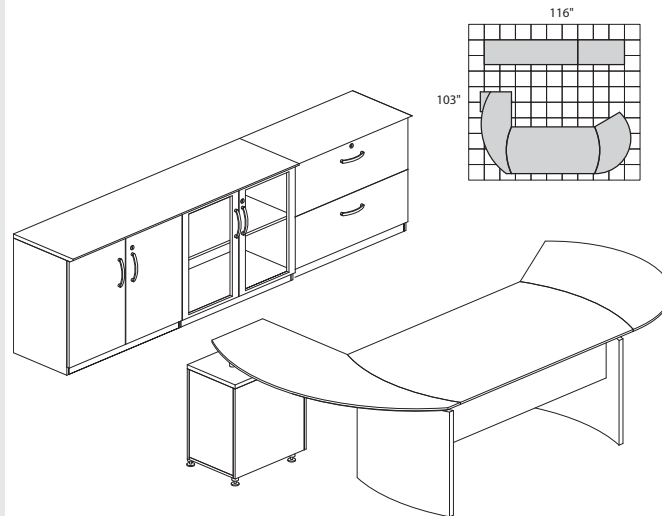
TOTAL: \$6934

NAPOLI SERIES – SUITE #14

Consists of:

QTY.	MODEL NO.	DESCRIPTION	LIST PRICE EACH
1	ND72	72"W Desk	\$1303
1	NRTPR	Curved Desk Return w/Pencil-Box-File	\$1218
1	NRTPL	Curved Desk Return w/Pencil-Box-File	\$1218
1	NCD	Center Drawer	\$226
1	VWRDL	Wardrobe Cabinet	\$1559
1	VWRDR	Wardrobe Cabinet	\$1559
1	VHC	High Wall Cabinet	\$2480

NT14

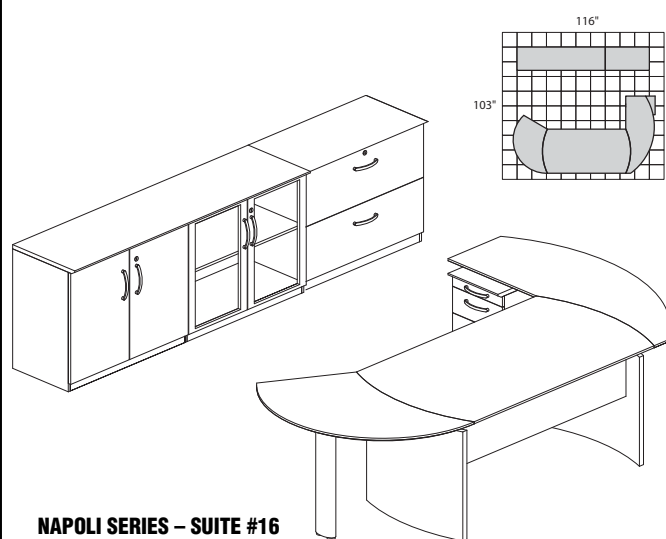
TOTAL: \$9563

NAPOLI SERIES – SUITE #15

Consists of:

QTY.	MODEL NO.	DESCRIPTION	LIST PRICE EACH
1	ND72	72"W Desk	\$1303
1	NEXTL	Curved Desk Ext.	\$553
1	NRTPR	Curved Desk Return w/Pencil-Box-File	\$1218
1	NCD	Center Drawer	\$226
1	VLC	Low Wall Cabinet	\$1673
1	VLF	Lateral File	\$1419

NT15

TOTAL: \$6392

NAPOLI SERIES – SUITE #16

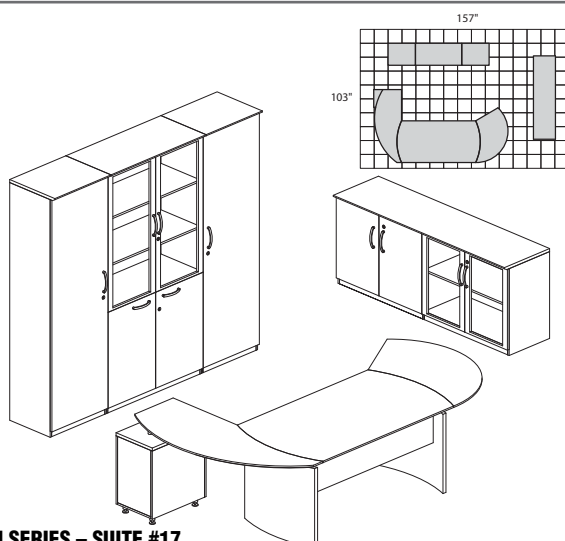
Consists of:

QTY.	MODEL NO.	DESCRIPTION	LIST PRICE EACH
1	ND72	72"W Desk	\$1303
1	NEXTR	Curved Desk Ext.	\$553
1	NRTPL	Curved Desk Return w/Pencil-Box-File	\$1218
1	NCD	Center Drawer	\$226
1	VLC	Low Wall Cabinet	\$1673
1	VLF	Lateral File	\$1419

NT16

TOTAL: \$6392

NAPOLI SERIES TYPICALS



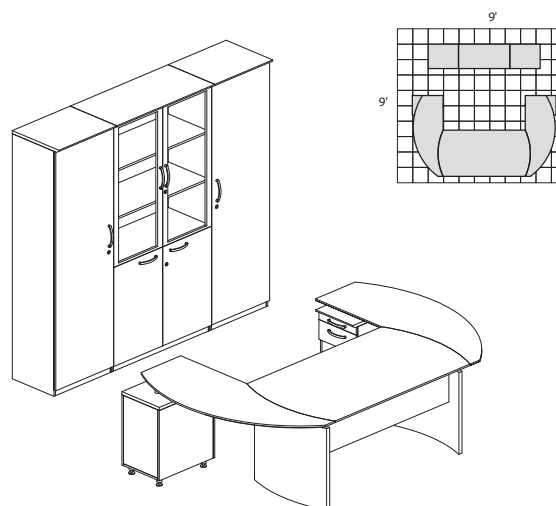
NAPOLI SERIES – SUITE #17

Consists of:

QTY.	MODEL NO.	DESCRIPTION	LIST PRICE EACH
1	ND72	72"W Desk	\$1303
1	NEXTL	Curved Desk Ext.	\$553
1	NRTPR	Curved Desk Return w/Pencil-Box-File	\$1218
1	NCD	Center Drawer	\$226
1	VLC	Low Wall Cabinet	\$1673
1	VWRDL	Wardrobe Cabinet	\$1559
1	VWRDR	Wardrobe Cabinet	\$1559
1	VHC	High Wall Cabinet	\$2480

NT17

TOTAL: \$10571



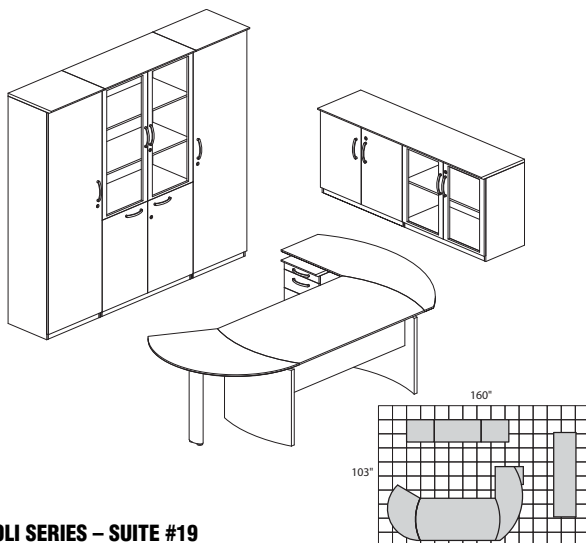
NAPOLI SERIES – SUITE #18

Consists of:

QTY.	MODEL NO.	DESCRIPTION	LIST PRICE EACH
1	ND72	72"W Desk	\$1303
1	NRTPR	Curved Desk Return w/Pencil-Box-File	\$1218
1	NRTPL	Curved Desk Return w/Pencil-Box-File	\$1218
1	NCD	Center Drawer	\$226
1	VWRDL	Wardrobe Cabinet	\$1559
1	VWRDR	Wardrobe Cabinet	\$1559
1	VHC	High Wall Cabinet	\$2480

NT18

TOTAL: \$9563



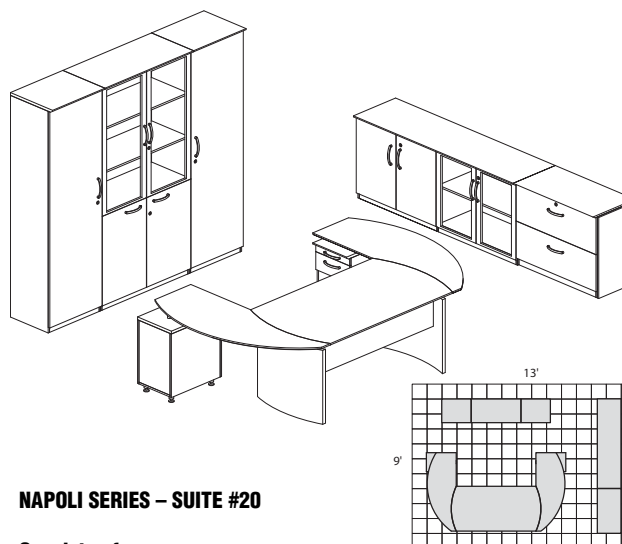
NAPOLI SERIES – SUITE #19

Consists of:

QTY.	MODEL NO.	DESCRIPTION	LIST PRICE EACH
1	ND72	72"W Desk	\$1303
1	NEXTL	Curved Desk Ext.	\$553
1	NRTPL	Curved Desk Return w/Pencil-Box-File	\$1218
1	NCD	Center Drawer	\$226
1	VLC	Low Wall Cabinet	\$1673
1	VWRDL	Wardrobe Cabinet	\$1559
1	VWRDR	Wardrobe Cabinet	\$1559
1	VHC	High Wall Cabinet	\$2480

NT19

TOTAL: \$10571



NAPOLI SERIES – SUITE #20

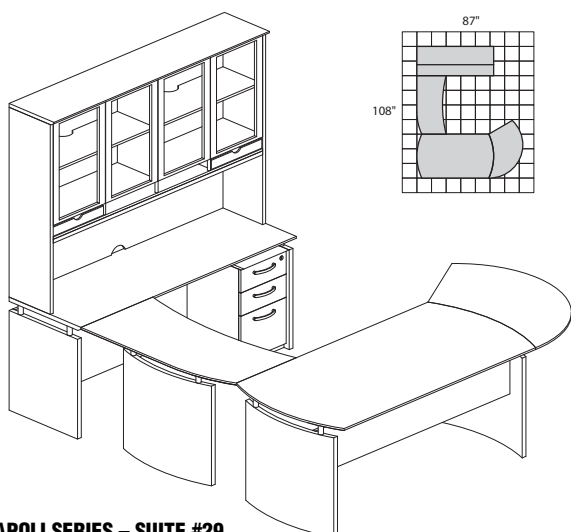
Consists of:

QTY.	MODEL NO.	DESCRIPTION	LIST PRICE EACH
1	ND72	72"W Desk	\$1303
1	NRTPR	Curved Desk Return w/Pencil-Box-File	\$1218
1	NRTPL	Curved Desk Return w/Pencil-Box-File	\$1218
1	NCD	Center Drawer	\$226
1	VWRDL	Wardrobe Cabinet	\$1559
1	VWRDR	Wardrobe Cabinet	\$1559
1	VHC	High Wall Cabinet	\$2480
1	VLC	Low Wall Cabinet	\$1673
1	VLF	Lateral File	\$1419

NT20

TOTAL: \$12655

NAPOLI SERIES TYPICALS

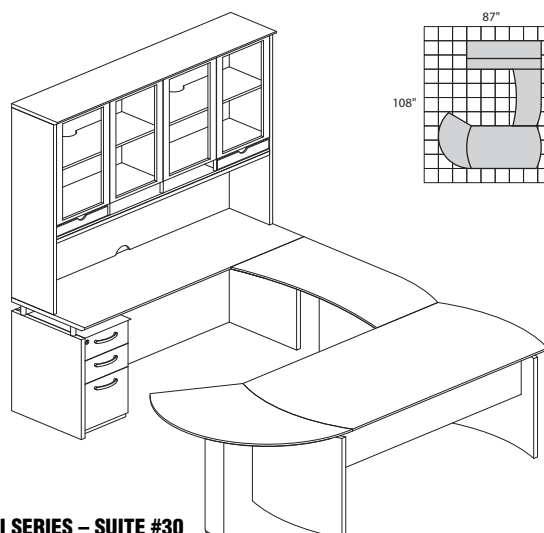


NAPOLI SERIES – SUITE #29

Consists of:

QTY.	MODEL NO.	DESCRIPTION	LIST PRICE EACH
1	ND63	63"W Desk	\$1206
1	NEXTL	Curved Desk Ext.	\$553
1	NCD	Center Drawer	\$226
1	NBDGR	Bridge Right-Hand	\$657
1	NCNZ63	63"W Credenza	\$1044
1	NH63	63"W Hutch	\$2244
1	NBBF	Box Box File	\$831
1	NHTR63	Pair of Trays	\$202

NT29

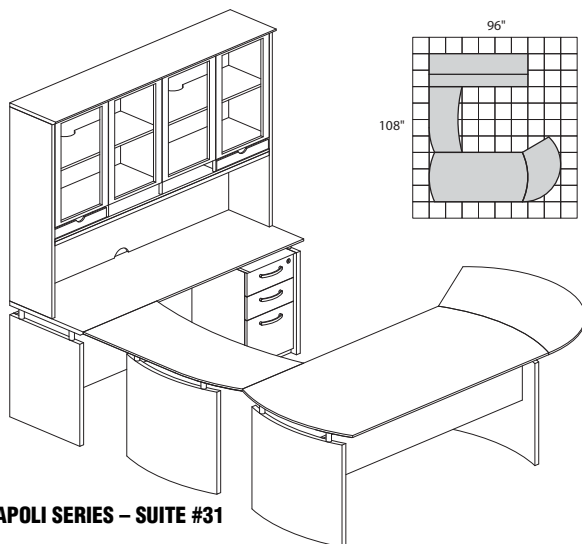
TOTAL: \$6963

NAPOLI SERIES – SUITE #30

Consists of:

QTY.	MODEL NO.	DESCRIPTION	LIST PRICE EACH
1	ND63	63"W Desk	\$1206
1	NEXTR	Curved Desk Ext.	\$553
1	NCD	Center Drawer	\$226
1	NBDGL	Bridge Left-Hand	\$657
1	NCNZ63	63"W Credenza	\$1044
1	NH63	63"W Hutch	\$2244
1	NBBF	Box Box File	\$831
1	NHTR63	Pair of Trays	\$202

NT30

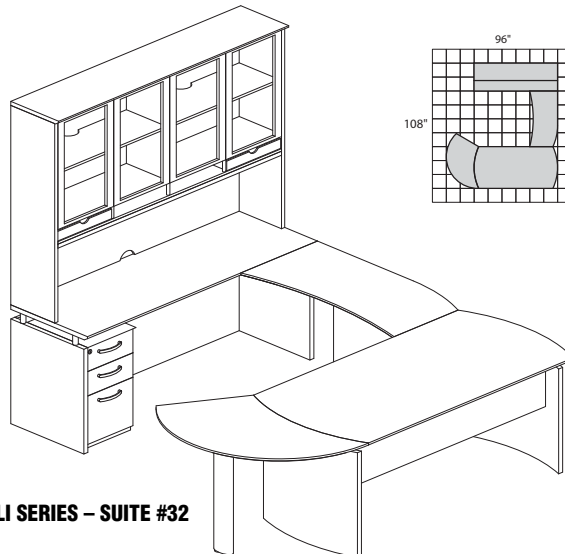
TOTAL: \$6963

NAPOLI SERIES – SUITE #31

Consists of:

QTY.	MODEL NO.	DESCRIPTION	LIST PRICE EACH
1	ND72	72"W Desk	\$1303
1	NEXTL	Curved Desk Ext.	\$553
1	NCD	Center Drawer	\$226
1	NBDGR	Bridge Right-Hand	\$657
1	NCNZ72	72"W Credenza	\$1125
1	NH72	72"W Hutch	\$2378
1	NBBF	Box Box File	\$831
1	NHTR72	Pair of Trays	\$202

NT31

TOTAL: \$7275

NAPOLI SERIES – SUITE #32

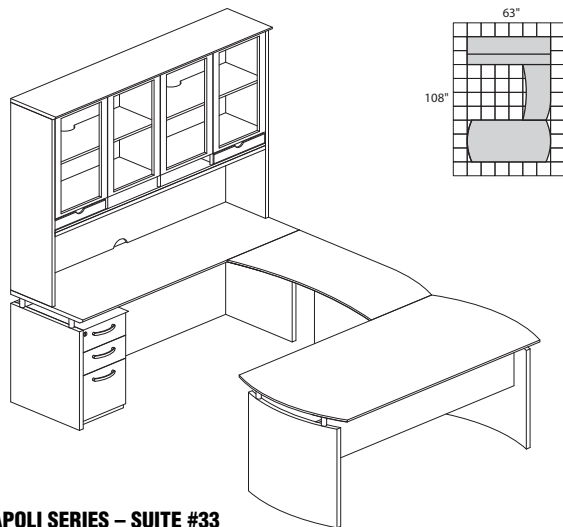
Consists of:

QTY.	MODEL NO.	DESCRIPTION	LIST PRICE EACH
1	ND72	72"W Desk	\$1303
1	NEXTR	Curved Desk Ext.	\$553
1	NCD	Center Drawer	\$226
1	NBDGL	Bridge Left-Hand	\$657
1	NCNZ72	72"W Credenza	\$1125
1	NH72	72"W Hutch	\$2378
1	NBBF	Box Box File	\$831
1	NHTR72	Pair of Trays	\$202

NT32

TOTAL: \$7275

NAPOLI SERIES TYPICALS

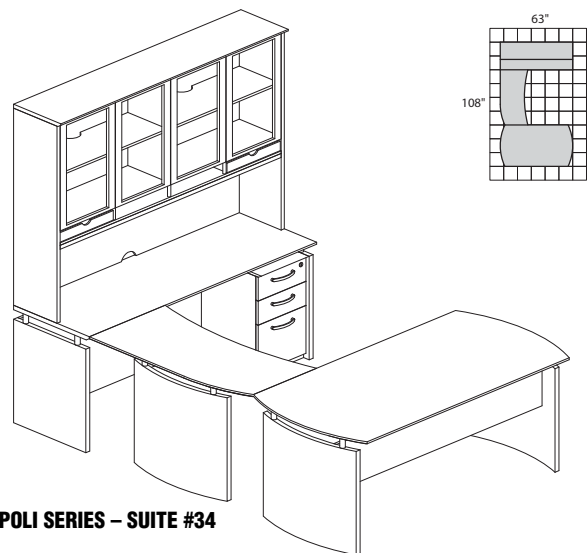


NAPOLI SERIES – SUITE #33

Consists of:

QTY.	MODEL NO.	DESCRIPTION	LIST PRICE EACH
1	ND63	63"W Desk	\$1206
1	NCD	Center Drawer	\$226
1	NBDGL	Bridge Left-Hand	\$657
1	NCNZ63	63"W Credenza	\$1044
1	NH63	63"W Hutch	\$2244
1	NBBF	Box Box File	\$831
1	NHTR63	Pair of Trays	\$202

NT33

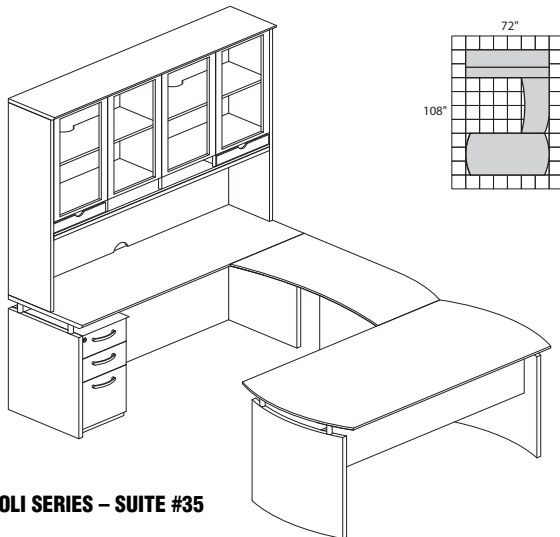
TOTAL: \$6410

NAPOLI SERIES – SUITE #34

Consists of:

QTY.	MODEL NO.	DESCRIPTION	LIST PRICE EACH
1	ND63	63"W Desk	\$1206
1	NCD	Center Drawer	\$226
1	NBDGR	Bridge Right-Hand	\$657
1	NCNZ63	63"W Credenza	\$1044
1	NH63	63"W Hutch	\$2244
1	NBBF	Box Box File	\$831
1	NHTR63	Pair of Trays	\$202

NT34

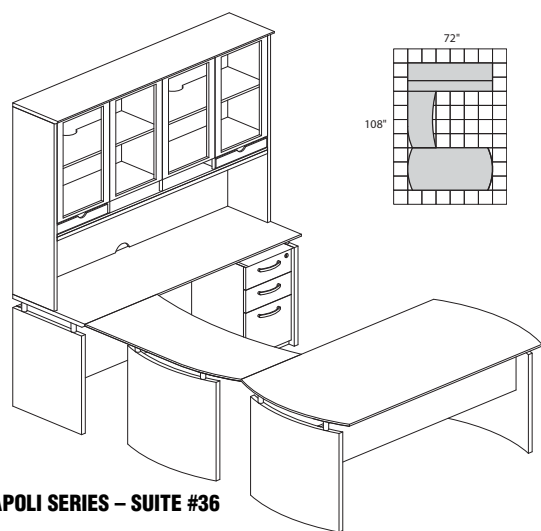
TOTAL: \$6410

NAPOLI SERIES – SUITE #35

Consists of:

QTY.	MODEL NO.	DESCRIPTION	LIST PRICE EACH
1	ND72	72"W Desk	\$1303
1	NCD	Center Drawer	\$226
1	NBDGL	Bridge Left-Hand	\$657
1	NCNZ72	72"W Credenza	\$1125
1	NH72	72"W Hutch	\$2378
1	NBBF	Box Box File	\$831
1	NHTR72	Pair of Trays	\$202

NT35

TOTAL: \$6722

NAPOLI SERIES – SUITE #36

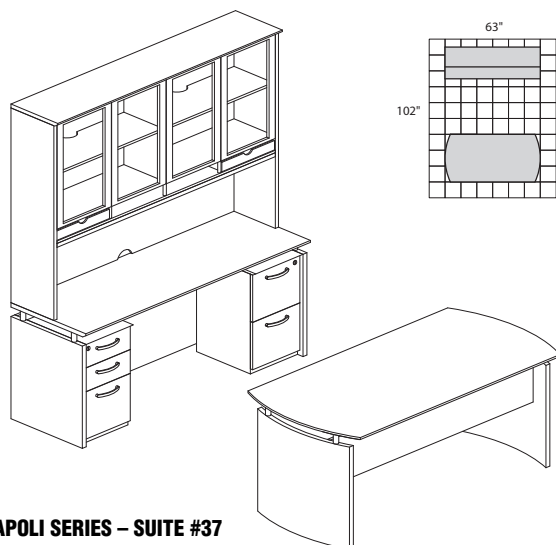
Consists of:

QTY.	MODEL NO.	DESCRIPTION	LIST PRICE EACH
1	ND72	72"W Desk	\$1303
1	NCD	Center Drawer	\$226
1	NBDGR	Bridge Right-Hand	\$657
1	NCNZ72	72"W Credenza	\$1125
1	NH72	72"W Hutch	\$2378
1	NBBF	Box Box File	\$831
1	NHTR72	Pair of Trays	\$202

NT36

TOTAL: \$6722

NAPOLI SERIES TYPICALS

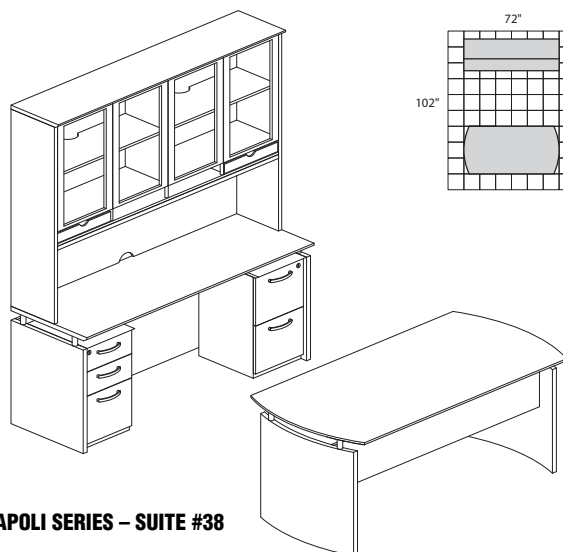


NAPOLI SERIES – SUITE #37

Consists of:

QTY.	MODEL NO.	DESCRIPTION	LIST PRICE EACH
1	ND63	63"W Desk	\$1206
1	NCD	Center Drawer	\$226
1	NCNZ63	63"W Credenza	\$1044
1	NH63	63"W Hutch	\$2244
1	NBBF	Box Box File	\$831
1	NFF	File File Ped	\$791
1	NHTR63	Pair of Trays	\$202

NT37

TOTAL: \$6544

NAPOLI SERIES – SUITE #38

Consists of:

QTY.	MODEL NO.	DESCRIPTION	LIST PRICE EACH
1	ND72	72"W Desk	\$1303
1	NCD	Center Drawer	\$226
1	NCNZ72	72"W Credenza	\$1125
1	NH72	72"W Hutch	\$2378
1	NBBF	Box Box File	\$831
1	NFF	File File Ped	\$791
1	NHTR72	Pair of Trays	\$202

NT38

TOTAL: \$6856

SORRENTO SERIES



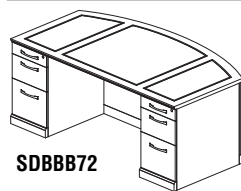
SORRENTO DESK SERIES

The Sorrento veneer desking system is a transitional line of wood office furniture for executive offices, individual workspaces, conference rooms and reception areas. This line combines a high end look and technology-friendly features. Sorrento uses AA-grade North American Hardwood veneers throughout.


Surface: Choice of Espresso finish on Walnut veneer, or Bourbon Cherry finish on cherry veneer border and walnut inlays bordering Bird's Eye Maple panels.

- For Bourbon Cherry finish, all horizontal desking surfaces feature hardwood inlays and Bird's Eye maple panels.
- All cabinet/drawer interiors and backs are fully finished.
- All locks are keyed alike and feature removable cores for installing "keyed different" locks after market.
- Center drawers are optional.
- All floor supported models include steel threaded leveling glides.
- All models in all finishes are available on both the Kwik-Ship and Fast Freight delivery programs with no quantity limitations.

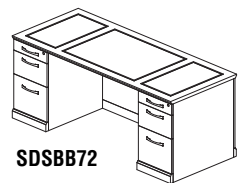
FREESTANDING DESKS



SDBBB72



SDBBF72

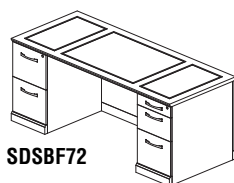


SDSBB72

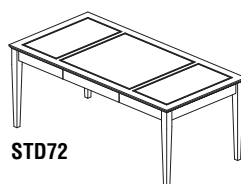
- Choose either two Pencil/Box/Files or a combination of a Pencil/Box/File and a File/File pedestal. All Freestanding Pedestals are universal.

Model No.	Description	Dimensions	Wt.	List Price
SDBBB72	Double Pedestal Desk, Bow Front, PBF/PBF	72"W x 39"D x 29 1/2"H	310#	\$3411
SDBBF72	Double Pedestal Desk, Bow Front, PBF/FF	72"W x 39"D x 29 1/2"H	307#	\$3334
SDSBB72	Double Pedestal Desk, Straight Front, PBF/PBF	72"W x 30"D x 29 1/2"H	289#	\$3232
SDSBF72	Double Pedestal Desk, Straight Front, PBF/FF	72"W x 30"D x 29 1/2"H	287#	\$3155

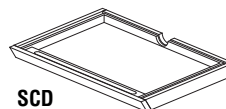
Model No.	Description	Dimensions	Wt.	List Price
STD72	Table Desk	72"W x 36"D x 29 1/2"H	144#	\$1596
SCD	Center Drawer for Desks and Credenzas	30"W x 21 1/4"D x 2 1/2"H	21#	\$361



SDSBF72



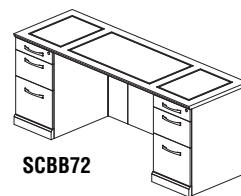
STD72



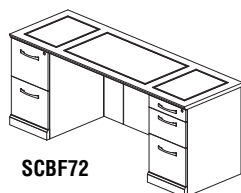
SCD

FREESTANDING CREDENZAS

- All Credenzas feature a technology access panel for convenient connectivity.



SCBB72



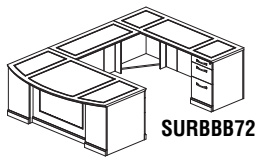
SCBF72

Model No.	Description	Dimensions	Wt.	List Price
SCBB72	Double Pedestal Credenza, PBF/PBF	72"W x 24"D x 29 1/2"H	257#	\$2908
SCBF72	Double Pedestal Credenza, PBF/FF	72"W x 24"D x 29 1/2"H	255#	\$2831
SCFF72	Double Pedestal Credenza, FF/FF	72"W x 24"D x 29 1/2"H	253#	\$2754

SORRENTO SERIES

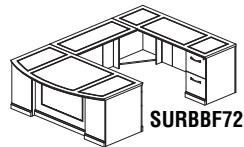
U-SHAPED CONFIGURATIONS

- All credenzas and bridges feature a technology access panel for convenient connectivity.
- Offered in choice of left-handed and right-handed U-configurations.



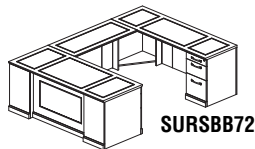
Model No.	Description	Dimensions	Wt.	List Price
SURBBB72	Executive "U," Bowfront, Right Bridge	72"W x 39"D x 29 1/2"H Desk	536#	\$5688
	PBF-Desk, PBF-Credenza	48"W x 20"D x 29 1/2"H Bridge		
		72"W x 24"D x 29 1/2"H Credenza		

SULBBB72	Executive "U," Bowfront, Left Bridge	72"W x 39"D x 29 1/2"H Desk	536#	\$5688
	PBF-Desk, PBF-Credenza	48"W x 20"D x 29 1/2"H Bridge		
		72"W x 24"D x 29 1/2"H Credenza		



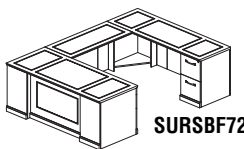
SURBBF72	Executive "U," Bowfront, Right Bridge	72"W x 39"D x 29 1/2"H Desk	533#	\$5611
	PBF-Desk, FF-Credenza	48"W x 20"D x 29 1/2"H Bridge		
		72"W x 24"D x 29 1/2"H Credenza		

SULBBF72	Executive "U," Bowfront, Left Bridge	72"W x 39"D x 29 1/2"H Desk	533#	\$5611
	PBF-Desk, FF-Credenza	48"W x 20"D x 29 1/2"H Bridge		
		72"W x 24"D x 29 1/2"H Credenza		



SURSBB72	Executive "U," Straight Front, Right Bridge	72"W x 30"D x 29 1/2"H Desk	523#	\$5509
	PBF-Desk, PBF-Credenza	48"W x 20"D x 29 1/2"H Bridge		
		72"W x 24"D x 29 1/2"H Credenza		

SULSBB72	Executive "U," Straight Front, Left Bridge	72"W x 30"D x 29 1/2"H Desk	523#	\$5509
	PBF-Desk, PBF-Credenza	48"W x 20"D x 29 1/2"H Bridge		
		72"W x 24"D x 29 1/2"H Credenza		



SURSBF72	Executive "U," Straight Front, Right Bridge	72"W x 30"D x 29 1/2"H Desk	520#	\$5432
	PBF-Desk, FF-Credenza	48"W x 20"D x 29 1/2"H Bridge		
		72"W x 24"D x 29 1/2"H Credenza		

SULSBF72	Executive "U," Straight Front, Left Bridge	72"W x 30"D x 29 1/2"H Desk	520#	\$5432
	PBF-Desk, FF-Credenza	48"W x 20"D x 29 1/2"H Bridge		
		72"W x 24"D x 29 1/2"H Credenza		

SORRENTO SERIES

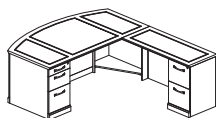
L-SHAPED CONFIGURATIONS

- All returns feature a technology access panel for convenient connectivity.
- Offered in choice of left-handed and right-handed L-configurations.



SLRBBB72

Model No.	Description	Dimensions	Wt.	List Price
SLRBBB72	Executive "L," Bowfront, Right Return	72"W x 39"D x 29 1/2"H Desk	389#	\$4311
	PBF-Desk, PBF-Return	48"W x 20"D x 29 1/2"H Return		

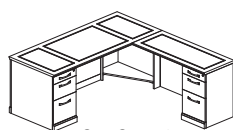


SLRBBF72

SLLBBB72	Executive "L," Bowfront, Left Return	72"W x 39"D x 29 1/2"H Desk	389#	\$4311
	PBF-Desk, PBF-Return	48"W x 20"D x 29 1/2"H Return		

SLRBBF72	Executive "L," Bowfront, Right Return	72"W x 39"D x 29 1/2"H Desk	386#	\$4220
	PBF-Desk, FF-Return	48"W x 20"D x 29 1/2"H Return		

SLLBBF72	Executive "L," Bowfront, Left Return	72"W x 39"D x 29 1/2"H Desk	386#	\$4220
	PBF-Desk, FF-Return	48"W x 20"D x 29 1/2"H Return		



SLRSBB72

SLRSBB72	Executive "L," Straight Front, Right Return	72"W x 39"D x 29 1/2"H Desk	376#	\$4132
	PBF-Desk, PBF-Return	48"W x 20"D x 29 1/2"H Return		

SLLSBB72	Executive "L," Straight Front, Left Return	72"W x 30"D x 29 1/2"H Desk	376#	\$4132
	PBF-Desk, PBF-Return	48"W x 20"D x 29 1/2"H Return		

SLRSBF72	Executive "L," Straight Front, Right Return	72"W x 30"D x 29 1/2"H Desk	373#	\$4041
	PBF-Desk, FF-Return	48"W x 20"D x 29 1/2"H Return		



SLRSBF72

SLLSBF72	Executive "L," Straight Front, Left Return	72"W x 30"D x 29 1/2"H Desk	373#	\$4041
	PBF-Desk, FF-Return	48"W x 20"D x 29 1/2"H Return		

SORRENTO SERIES

HUTCHES



SHA72

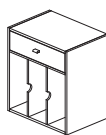
- Fully assembled.
- Hutches in Bourbon Cherry have wood doors.
- Optional tasklights are available.
- Middle shelves behind doors adjust to 3 positions on 2 1/2" increments.
- Clearance between the work surface and bottom shelf is 20 1/4".
- Hutches in Espresso have frosted glass doors.
- Optional Hutch Organizers are sized to fit in space between doors and work surface.

Model No.	Description	Dimensions	Wt.	List Price
SHA72	Hutch with Double-Height Doors	72"W x 15"D x 52 1/2"H	246#	\$2381
SHH	Hutch Organizer, Horizontal	17 1/2"W x 12 1/2"D x 19 3/4"H	36#	\$464
SHV	Hutch Organizer, Vertical	17 1/2"W x 12 1/2"D x 19 3/4"H	36#	\$464
SHLT	Pair of Hutch Letter Trays for 66" or 72" Hutch	16 3/4"W x 13"D x 2 3/4"H	7#	\$154
CTSK1	Tasklight	25"W x 4"D x 1"H	2#	\$132
SHGD	Optional Glass Doors for 72" Hutch (SCR)		30#	\$300
SHWD	Optional Wood Doors for 72" Hutch (ESP)		30#	\$300

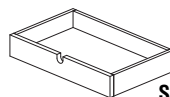
*Note: Limited quantities of SHA66 in Bourbon Cherry available.



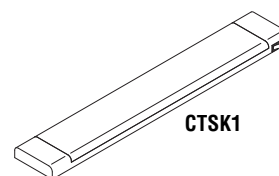
SHH



SHV

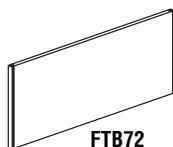


SHLT



CTSK1

FABRIC PANELS



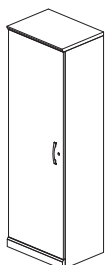
FTB72

- Stocked in MIR1454 Birch Fabric.
- Other fabrics available as a special order; special orders sold in pairs.

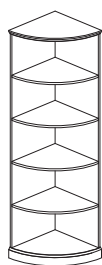
Model No.	Dimensions	Wt.	List Price
FTB72	69"W x 18 1/2"H	16#	\$472

STORAGE OPTIONS

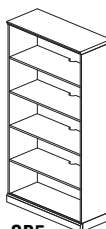
- Low Wall Cabinet has one internal shelf in each compartment that adjusts to 5 different positions on 1 1/4" increments. Does not lock.
- Executive Buffet Cabinet has one internal shelf in each compartment that adjusts to 3 positions and 2 1/2"H increments. Does not lock.
- Lateral files feature interlock system allowing only one drawer to open at a time. Standard gang lock provided.
- SLC and SBUF have wood doors (Bourbon Cherry) or frosted glass doors (Espresso).
- SBQ5 and SB5 have 1" thick shelves.



SWRD



SBQ5



SB5

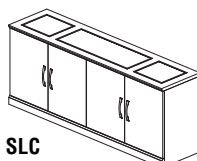


SLF4


Model No.	Description	Dimensions	Wt.	List Price
SWRD	Wardrobe Cabinet – Universal	24"W x 18"D x 76"H	168#	\$1520
SBQ5	5-Shelf Quarter-Round Bookcase	18"W x 18"D x 70"H	81#	\$1145
SB5	5-Shelf Bookcase	36"W x 15"D x 70"H	150#	\$1480
SLF2	2-Drawer Lateral File	36"W x 18"D x 29 1/2"H	186#	\$1687
SLF4	4-Drawer Lateral File	36"W x 18"D x 52"H	261#	\$2883
SLC	Low Wall Cabinet	72"W x 18"D x 29 1/2"H	235#	\$2034
SBUF	Buffet Cabinet	72"W x 22"D x 36"H	294#	\$3282



SLF2



SLC



SBUF

SORRENTO SERIES

Modular
DeskingsConference &
Training TablesHospitality/
Breakroom

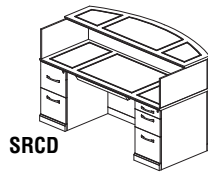
Seating

Folding/
StackingErgonomic
DesksHigh Density
Storage/FilingMailroom
Furniture

IT Furniture

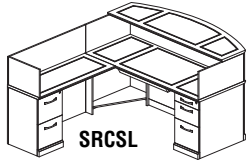
Small Office
& Home OfficeDrafting
Furniture

RECEPTION STATIONS/OCCASIONAL TABLES

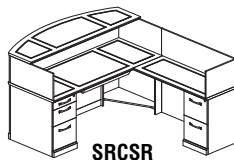


SRCD

- Reception stations are available with a choice of granite or veneer counter tops.
- Bourbon Cherry stations standard with Midnight Granite. Espresso stations standard with White Sand granite.
- Configured as either a freestanding double-pedestal desk station or complete with right- or left-handed return.
- Reception stations ship complete as shown. (Counter Organizers sold separately.)
- Reception Counter Organizers can be installed in two directions offering choice of horizontal or vertical openings.

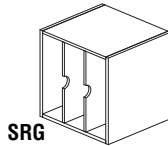


SRCSL

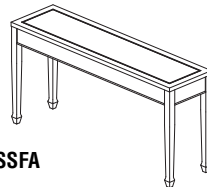


SRCSR

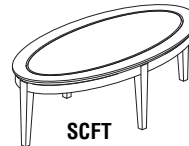
Model No.	Description	Dimensions	Wt.	List Price
SRCD	Reception Desk with Veneer Counter	72"W x 39"D x 45"H	481#	\$4643
SRCDM	Reception Desk with Granite Counter	72"W x 39"D x 45"H	532#	\$6027
SRCSL	Reception Desk with Veneer Counter Left Hand - Return	72"W x 39"D x 45"H Desk 48"W x 20"D x 43 1/2"H Return	583#	\$6134
SRCSLM	Reception Desk with Granite Counter Left Hand - Return	72"W x 39"D x 45"H Desk 48"W x 20"D x 43 1/2"H Return	634#	\$7518
SRCSR	Reception Desk with Veneer Counter Right Hand - Return	72"W x 39"D x 45"H Desk 48"W x 20"D x 43 1/2"H Return	583#	\$6134
SRCSRM	Reception Desk with Granite Counter Right Hand - Return	72"W x 39"D x 45"H Desk 48"W x 20"D x 43 1/2"H Return	634#	\$7518
SRG	Reception Organizer, Horizontal/Vertical	13 3/4"W x 9 3/4"D x 13 3/4"H	15#	\$322
SSFA	Sofa Table	16"W x 60"D x 30"H	75#	\$728
SCFT	Coffee Table - Oval	48"W x 24"D x 15"H	48#	\$670
SET	End Table	24"W x 24"D x 24"H	33#	\$489



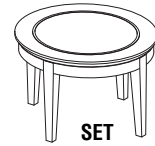
SRG



SSFA

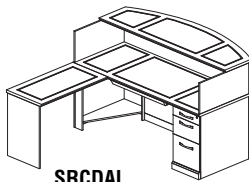


SCFT



SET

RECEPTION STATIONS ADA RETURN



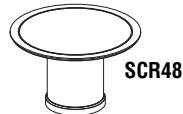
SRCDAL

- All ADA reception stations come with a box-box-file pedestal.
- Conforms to ADA accessibility requirements.

Model No.	Description	Dimensions	Wt.	List Price
SRCDAL	Reception Desk with Veneer Counter Left Hand - ADA Return	72"W x 39"D x 45"H Desk 38"W x 24"D x 29 1/2"H Return	512#	\$4680
SRCDAR	Reception Desk with Veneer Counter Right Hand - ADA Return	72"W x 39"D x 45"H Desk 38"W x 24"D x 29 1/2"H Return	512#	\$4680
SRCDMAL	Reception Desk with Granite Counter Left Hand - ADA Return	72"W x 39"D x 45"H Desk 38"W x 24"D x 29 1/2"H Return	563#	\$6669
SRCDMAR	Reception Desk with Granite Counter Right Hand - ADA Return	72"W x 39"D x 45"H Desk 38"W x 24"D x 29 1/2"H Return	563#	\$6669

SORRENTO SERIES

CONFERENCE ROOM TABLES

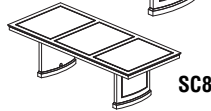


SCR48

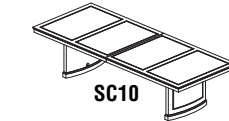
- Rectangular shaped conference tables are only available in Bourbon Cherry.
- Boat-shaped conference tables are only available in Espresso.
- Matching presentation board available.



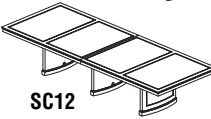
SC6



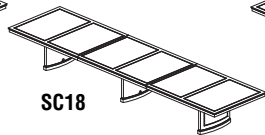
SC8



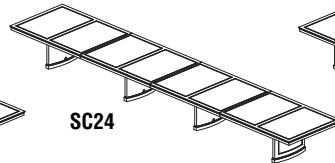
SC10



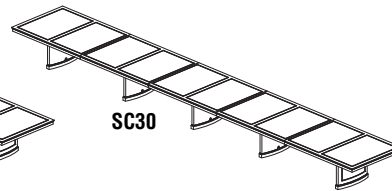
SC12



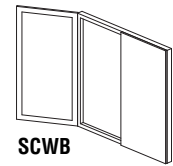
SC18



SC24



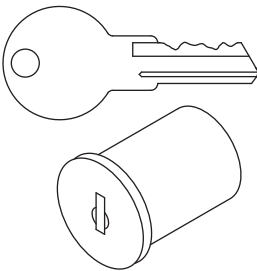
SC30



SCWB

Model No.	Description	Dimensions	Wt.	List Price
SCR48	48" Round Conference Table	48"Dia. x 29 1/2"H	164#	\$1555
SC6	6' Rectangular Conference Table	72"W x 36"D x 29 1/2"H	231#	\$2503
SC8	8' Rectangular Conference Table	96"W x 42"D x 29 1/2"H	281#	\$2881
SC10	10' Rectangular Conference Table	120"W x 48"D x 29 1/2"H	370#	\$4030
SC12	12' Rectangular Conference Table	144"D x 54"D x 29 1/2"H	514#	\$6628
SC18	18' Rectangular Conference Table	216"D x 54"D x 29 1/2"H	667#	\$8723
SC24	24' Rectangular Conference Table	288"D x 54"D x 29 1/2"H	991#	\$11631
SC30	30' Rectangular Conference Table	360"D x 54"D x 29 1/2"H	973#	\$14538
SCWB	Presentation Board	48"D x 48"D x 3 1/2"H	109#	\$1609

REPLACEMENT LOCK CORES

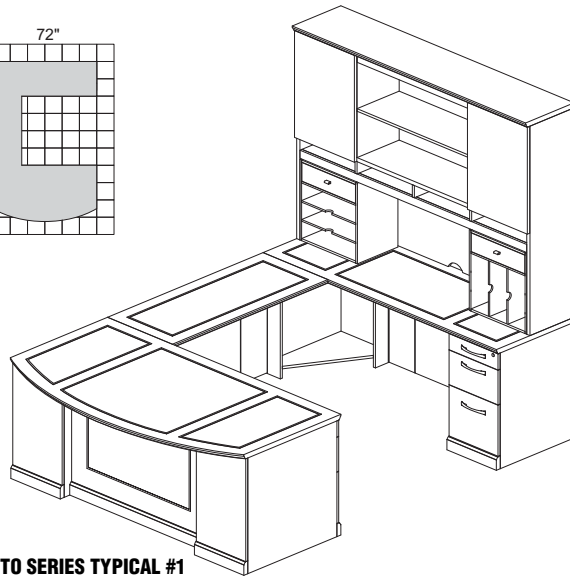
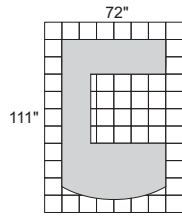


TCC0100

- Allows pedestals and laterals to be keyed uniquely.
- Master key available.
- Must purchase a core removal tool to change locks cores.
- For Espresso finish, add the letter "S" to the end of the part number for Silver lock core.

Model No.	Description	Wt.	List Price
TCC0100	Replacement core with keys	1#	\$17
TCC0101	Replacement core with keys	1#	\$17
TCC0102	Replacement core with keys	1#	\$17
TCC0103	Replacement core with keys	1#	\$17
TCC0104	Replacement core with keys	1#	\$17
TCC0105	Replacement core with keys	1#	\$17
TCC0106	Replacement core with keys	1#	\$17
TCC0107	Replacement core with keys	1#	\$17
TCC0108	Replacement core with keys	1#	\$17
TCC0109	Replacement core with keys	1#	\$17
TCC0110	Replacement core with keys	1#	\$15
TCC0111	Replacement core with keys	1#	\$15
TCC0112	Replacement core with keys	1#	\$15
TCC0113	Replacement core with keys	1#	\$15
TCC0114	Replacement core with keys	1#	\$15
REALCCRC	Core removal tool	1#	\$19
REALCCMK	Master Key	1#	\$19

SORRENTO SERIES TYPICALS

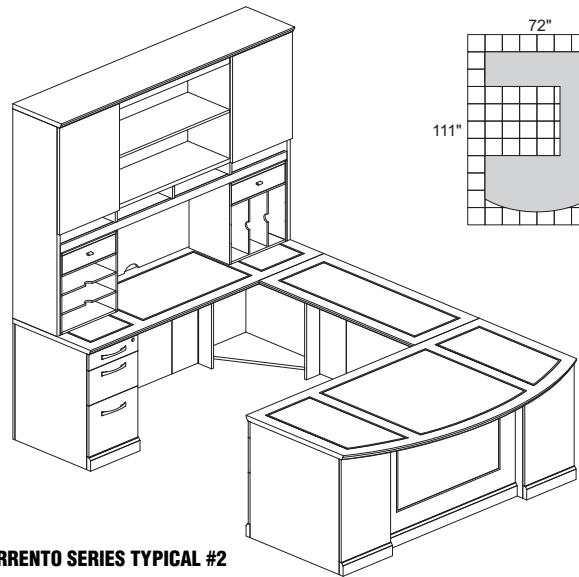
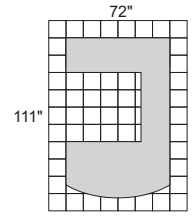


SORRENTO SERIES TYPICAL #1

Consists of:

QTY.	MODEL NO.	DESCRIPTION	LIST PRICE EACH
1	SURBBB72	Executive "U," Bowfront, Right Bridge PBF-Desk, PBF-Credenza	\$5688
1	SHA72	72" Hutch with Double-Height Doors	\$2381
1	SHH	Hutch Organizer, Horizontal	\$464
1	SHV	Hutch Organizer, Vertical	\$464

ST1

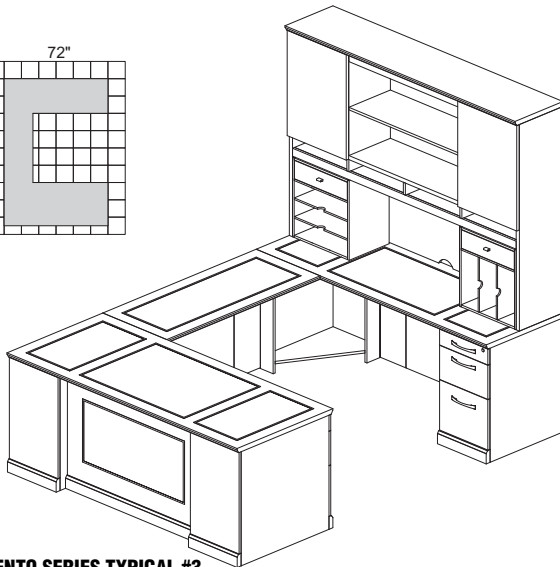
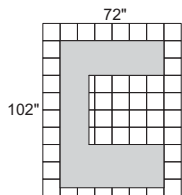
TOTAL: **\$8997**

SORRENTO SERIES TYPICAL #2

Consists of:

QTY.	MODEL NO.	DESCRIPTION	LIST PRICE EACH
1	SULBBB72	Executive "U," Bowfront, Left Bridge PBF-Desk, FF-Credenza	\$5688
1	SHA72	72" Hutch with Double-Height Doors	\$2381
1	SHH	Hutch Organizer, Horizontal	\$464
1	SHV	Hutch Organizer, Vertical	\$464

ST2

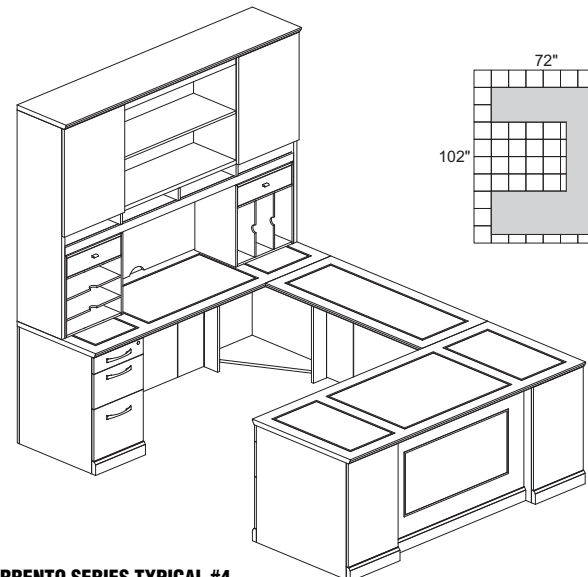
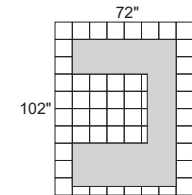
TOTAL: **\$8997**

SORRENTO SERIES TYPICAL #3

Consists of:

QTY.	MODEL NO.	DESCRIPTION	LIST PRICE EACH
1	SURSBB72	Executive "U," Straight Front, Right Bridge PBF-Desk, PBF-Credenza	\$5509
1	SHA72	72" Hutch with Double-Height Doors	\$2381
1	SHH	Hutch Organizer, Horizontal	\$464
1	SHV	Hutch Organizer, Vertical	\$464

ST3

TOTAL: **\$8818**

SORRENTO SERIES TYPICAL #4

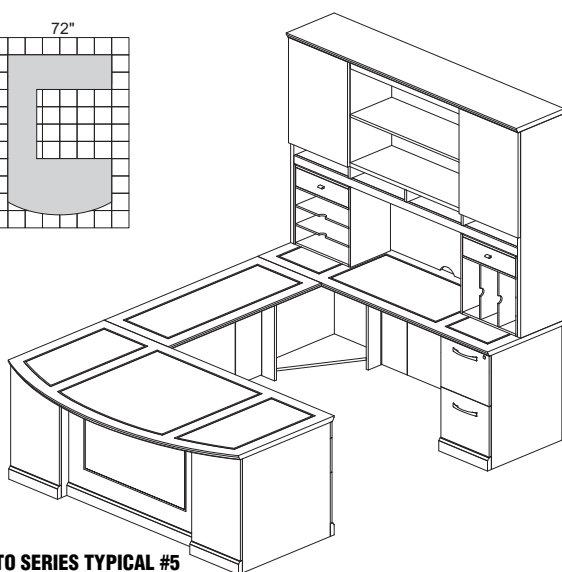
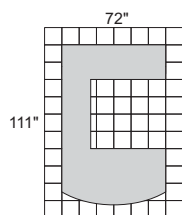
Consists of:

QTY.	MODEL NO.	DESCRIPTION	LIST PRICE EACH
1	SULSBB72	Executive "U," Straight Front, Left Bridge PBF-Desk, PBF-Credenza	\$5509
1	SHA72	72" Hutch with Double-Height Doors	\$2381
1	SHH	Hutch Organizer, Horizontal	\$464
1	SHV	Hutch Organizer, Vertical	\$464

ST4

TOTAL: **\$8818**

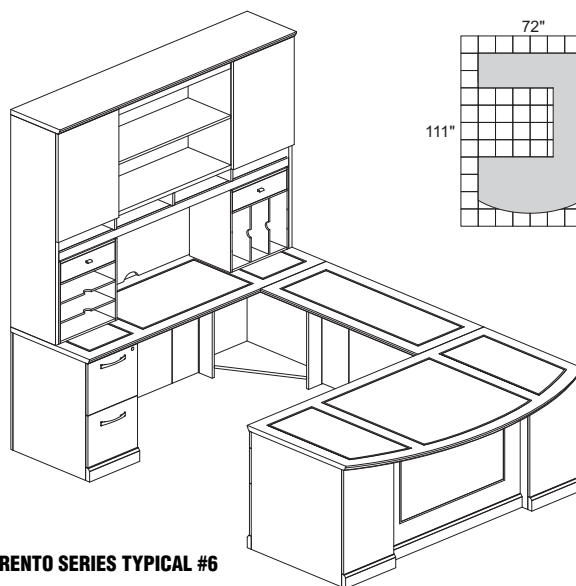
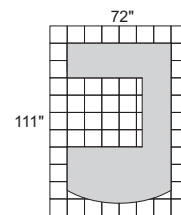
SORRENTO SERIES TYPICALS



SORRENTO SERIES TYPICAL #5

Consists of:			
QTY.	MODEL NO.	DESCRIPTION	LIST PRICE EACH
1	SURBBF72	Executive "U," Bowfront, Right Bridge PBF-Desk, FF-Credenza	\$5611
1	SHA72	72" Hutch with Double-Height Doors	\$2381
1	SHH	Hutch Organizer, Horizontal	\$464
1	SHV	Hutch Organizer, Vertical	\$464

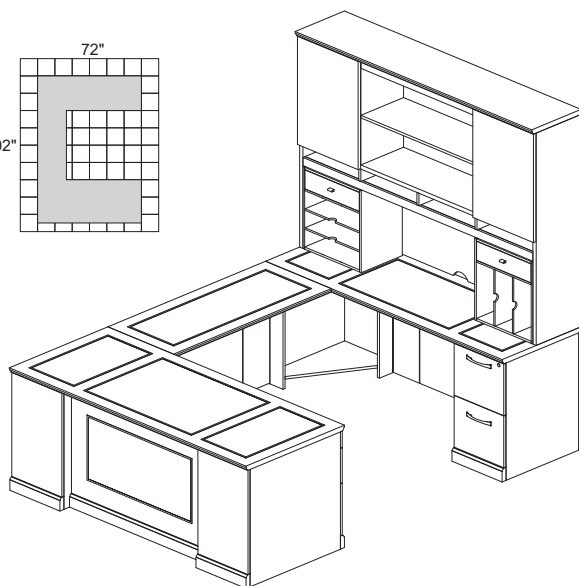
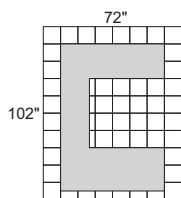
ST5

TOTAL: \$8920

SORRENTO SERIES TYPICAL #6

Consists of:			
QTY.	MODEL NO.	DESCRIPTION	LIST PRICE EACH
1	SULBBF72	Executive "U," Bowfront, Left Bridge PBF-Desk, FF-Credenza	\$5611
1	SHA72	72" Hutch with Double-Height Doors	\$2381
1	SHH	Hutch Organizer, Horizontal	\$464
1	SHV	Hutch Organizer, Vertical	\$464

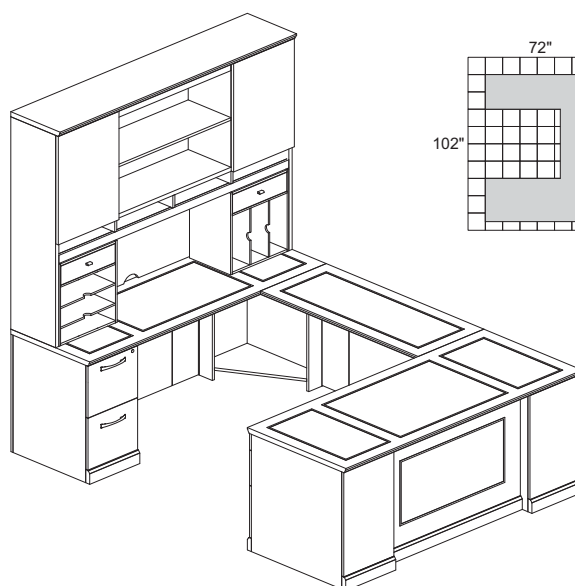
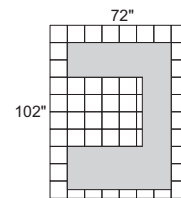
ST6

TOTAL: \$8920

SORRENTO SERIES TYPICAL #7

Consists of:			
QTY.	MODEL NO.	DESCRIPTION	LIST PRICE EACH
1	SURSBF72	Executive "U," Straight Front, Right Bridge PBF-Desk, FF-Credenza	\$5432
1	SHA72	72" Hutch with Double-Height Doors	\$2381
1	SHH	Hutch Organizer, Horizontal	\$464
1	SHV	Hutch Organizer, Vertical	\$464

ST7

TOTAL: \$8741

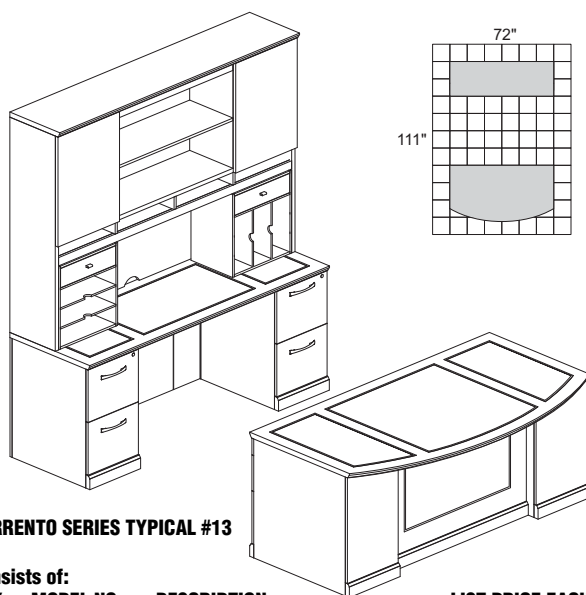
SORRENTO SERIES TYPICAL #8

Consists of:			
QTY.	MODEL NO.	DESCRIPTION	LIST PRICE EACH
1	SULSBF72	Executive "U," Straight Front, Left Bridge PBF-Desk, FF-Credenza	\$5432
1	SHA72	72" Hutch with Double-Height Doors	\$2381
1	SHH	Hutch Organizer, Horizontal	\$464
1	SHV	Hutch Organizer, Vertical	\$464

ST8

TOTAL: \$8741

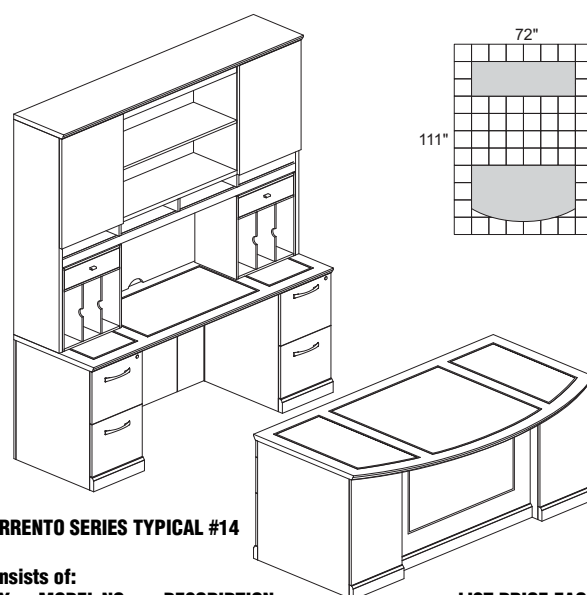
SORRENTO SERIES TYPICALS



SORRENTO SERIES TYPICAL #13

Consists of:			
QTY.	MODEL NO.	DESCRIPTION	LIST PRICE EACH
1	SDBBB72	Double Pedestal Desk, Bowfront (2) PBF-Desk	\$3411
1	SCFF72	Double Pedestal Credenza (2) FF-Credenza	\$2754
1	SHA72	72" Hutch with Double-Height Doors	\$2381
1	SHH	Hutch Organizer, Horizontal	\$464
1	SHV	Hutch Organizer, Vertical	\$464

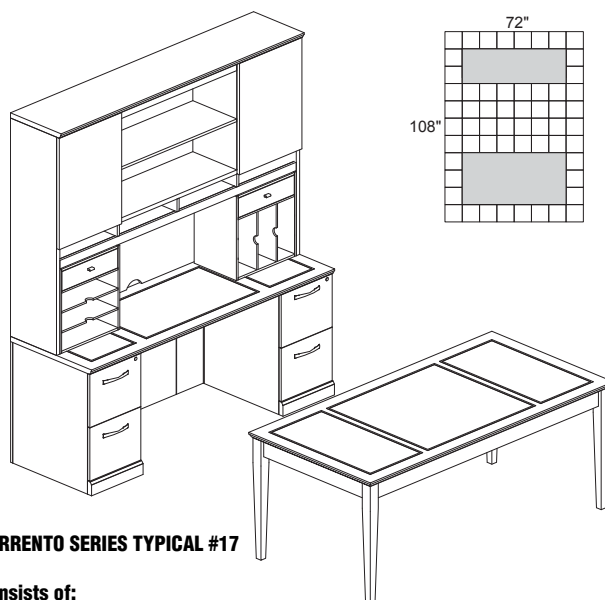
ST13

TOTAL: \$9474

SORRENTO SERIES TYPICAL #14

Consists of:			
QTY.	MODEL NO.	DESCRIPTION	LIST PRICE EACH
1	SDBBB72	Double Pedestal Desk, Bowfront (2) PBF-Desk	\$3411
1	SCFF72	Double Pedestal Credenza (2) FF-Credenza	\$2754
1	SHA72	72" Hutch with Double-Height Doors	\$2381
2	SHV	Hutch Organizer, Vertical	\$464

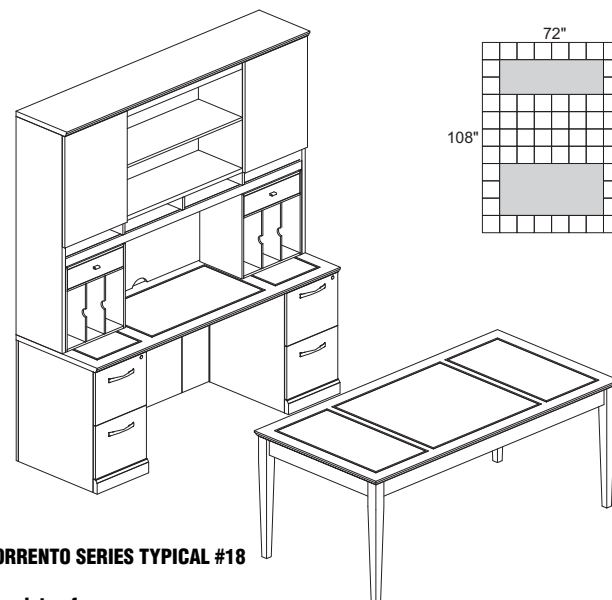
ST14

TOTAL: \$9474

SORRENTO SERIES TYPICAL #17

Consists of:			
QTY.	MODEL NO.	DESCRIPTION	LIST PRICE EACH
1	STD72	72" Table Desk	\$1596
1	SCFF72	Double Pedestal Credenza (2) FF-Credenza	\$2754
1	SHA72	72" Hutch with Double-Height Doors	\$2381
1	SHH	Hutch Organizer, Horizontal	\$464
1	SHV	Hutch Organizer, Vertical	\$464

ST17

TOTAL: \$7659

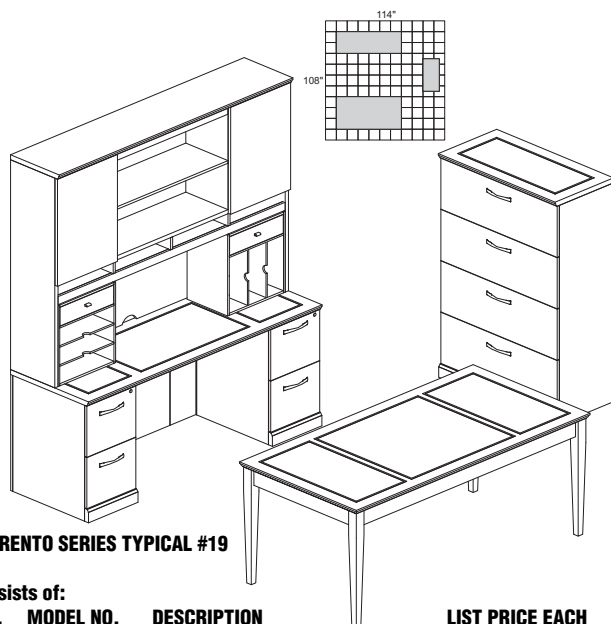
SORRENTO SERIES TYPICAL #18

Consists of:			
QTY.	MODEL NO.	DESCRIPTION	LIST PRICE EACH
1	STD72	72" Table Desk	\$1596
1	SCFF72	Double Pedestal Credenza (2) FF-Credenza	\$2754
1	SHA72	72" Hutch with Double-Height Doors	\$2381
1	SHV	Hutch Organizer, Vertical	\$464
1	SHV	Hutch Organizer, Vertical	\$464

ST18

TOTAL: \$7659

SORRENTO SERIES TYPICALS



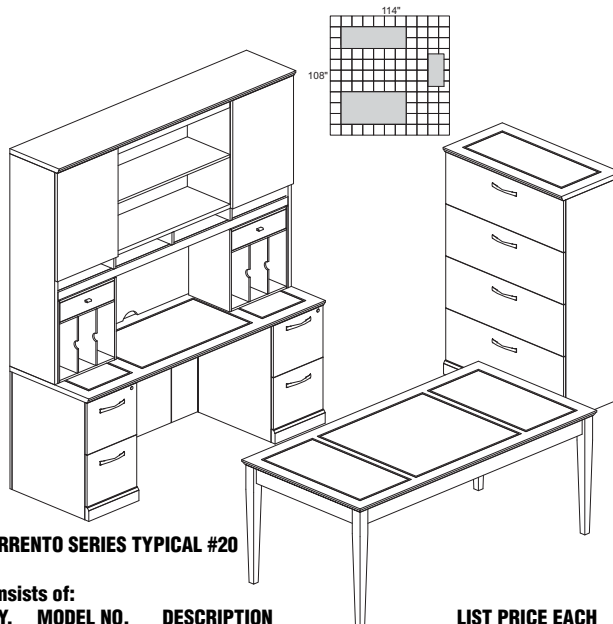
SORRENTO SERIES TYPICAL #19

Consists of:

QTY.	MODEL NO.	DESCRIPTION	LIST PRICE EACH
1	STD72	72" Table Desk	\$1596
1	SCFF72	Double Pedestal Credenza (2) FF-Credenza	\$2754
1	SLF4	4-Drawer Lateral File	\$2883
1	SHA72	72" Hutch with Double-Height Doors	\$2381
1	SHH	Hutch Organizer, Horizontal	\$464
1	SHV	Hutch Organizer, Vertical	\$464

ST19

TOTAL: \$10542



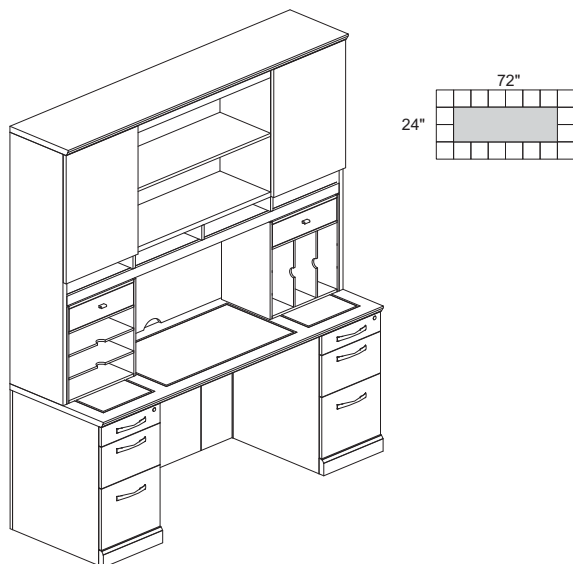
SORRENTO SERIES TYPICAL #20

Consists of:

QTY.	MODEL NO.	DESCRIPTION	LIST PRICE EACH
1	STD72	72" Table Desk	\$1596
1	SCFF72	Double Pedestal Credenza (2) FF-Credenza	\$2754
1	SLF4	4-Drawer Lateral File	\$2883
1	SHA72	72" Hutch with Double-Height Doors	\$2381
1	SHV	Hutch Organizer, Vertical	\$464
1	SHV	Hutch Organizer, Vertical	\$464

ST20

TOTAL: \$10542



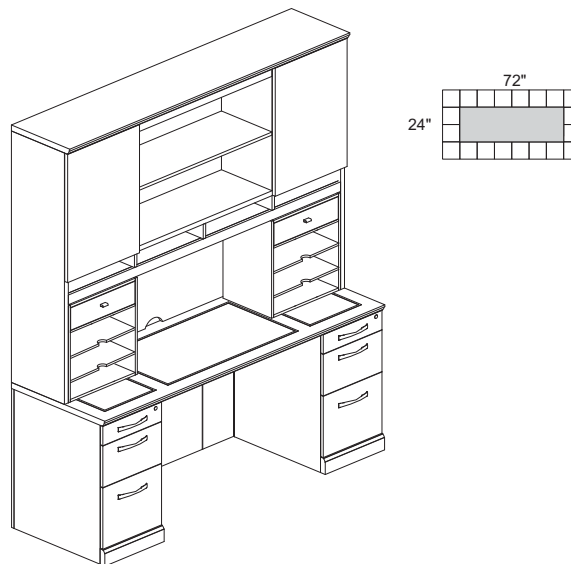
SORRENTO SERIES TYPICAL #21

Consists of:

QTY.	MODEL NO.	DESCRIPTION	LIST PRICE EACH
1	SCBB72	Double Pedestal Credenza (2) PBF-Credenza	\$2908
1	SHA72	72" Hutch with Double-Height Doors	\$2381
1	SHH	Hutch Organizer, Horizontal	\$464
1	SHV	Hutch Organizer, Vertical	\$464

ST21

TOTAL: \$6217



SORRENTO SERIES TYPICAL #22

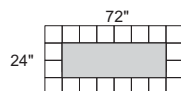
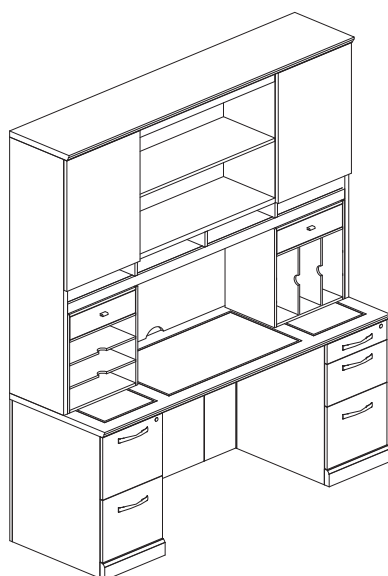
Consists of:

QTY.	MODEL NO.	DESCRIPTION	LIST PRICE EACH
1	SCBB72	Double Pedestal Credenza (2) PBF-Credenza	\$2908
1	SHA72	72" Hutch with Double-Height Doors	\$2381
1	SHH	Hutch Organizer, Horizontal	\$464
1	SHH	Hutch Organizer, Vertical	\$464

ST22

TOTAL: \$6217

SORRENTO SERIES TYPICALS

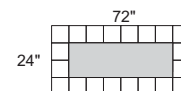
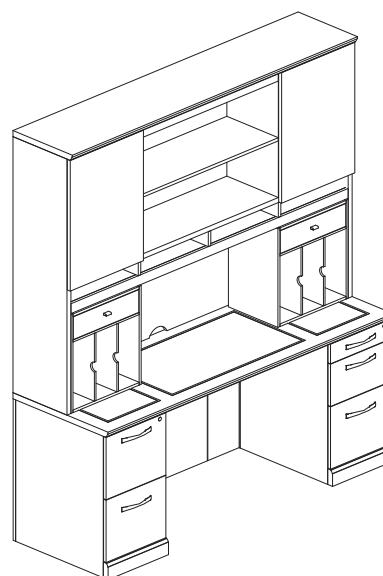


SORRENTO SERIES TYPICAL #23

Consists of:

QTY.	MODEL NO.	DESCRIPTION	LIST PRICE EACH
1	SCBF72	Double Pedestal Credenza (1) PBF & (1) FF Credenza	\$2831
1	SHA72	72" Hutch with Double-Height Doors	\$2381
1	SHH	Hutch Organizer, Horizontal	\$464
1	SHV	Hutch Organizer, Vertical	\$464

ST23

TOTAL: **\$6140**

SORRENTO SERIES TYPICAL #24

Consists of:

QTY.	MODEL NO.	DESCRIPTION	LIST PRICE EACH
1	SCBF72	Double Pedestal Credenza (1) PBF & (1) FF Credenza	\$2831
1	SHA72	72" Hutch with Double-Height Doors	\$2381
1	SHV	Hutch Organizer, Horizontal	\$464
1	SHV	Hutch Organizer, Vertical	\$464

ST24

TOTAL: **\$6140**

LUMINARY SERIES



LUMINARY SERIES

Designed with today's sensible buyer in mind, the Luminary Series by REAL Office provides quality and a versatile line of veneer casegoods at an amazing price. Luminary is available in two finishes with AA-grade North American hardwood veneers used throughout.

Surfaces: Cherry finish on Cherry veneer and Maple finish on Maple veneer.

- Desk, returns and credenza work surfaces are 1 1/4" thick with reeded edge.
- Modular and non-handed construction for flexibility and versatility.
- Full peds available in both BBF and FF. Available in 19", 22" and 28" depths.
- Full extension ball bearing suspension provides quiet drawer operation.
- All models in all finishes are available on both the Kwik-Ship and Fast Freight delivery programs with no quantity limitations.
- Central locking on all drawers with random or key alike options.
- Veneers are book matched and highlight the natural beauty of the Cherry and Maple grain.
- All floor supported units have adjustable glides for leveling on uneven floors.

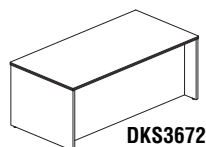
BOW FRONT DESK



- Features bow front surface and end panels with reeded edge.
- Full height modesty panels.

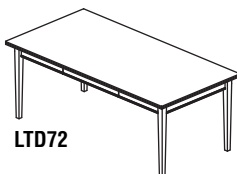
Model No.	Description	Dimensions	Wt.	List Price
DK3672	72" Bow Front Desk	72"W x 42"D x 29"H	188#	\$1207

STRAIGHT FRONT DESK



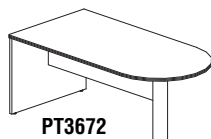
Model No.	Description	Dimensions	Wt.	List Price
DKS3672	72" Straight Front Desk	72"W x 36"D x 29"H	188#	\$1196

TABLE DESK



Model No.	Description	Dimensions	Wt.	List Price
LTD72	72" Table Desk	72"W x 36"D x 29"H	144#	\$1141

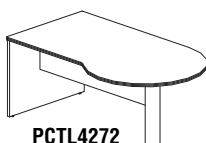
PENINSULA DESK



- Modesty panel is 14 1/2"H.

Model No.	Description	Dimensions	Wt.	List Price
PT3672	Return / Bridge Supported	72"W x 36"D x 29"H	133#	\$988

P-SHAPED DESK

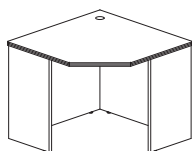


- Conferencing side extension either to right or left.
- Modesty panel is 13 3/4"H.

Model No.	Description	Dimensions	Wt.	List Price
PCTR4272*	Right	72"W x 36 / 42"D x 29"H	128#	\$1119
PCTL4272*	Left	72"W x 36 / 42"D x 29"H	128#	\$1119

*Note: Limited quantities available in Cherry.

CORNER TABLE

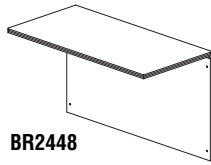


- Full height modesty panel.
- Grommet in top surface standard.
- One grommet located in each leg.

Model No.	Description	Dimensions	Wt.	List Price
CU243636	Corner Table	36"W x 24"D x 29"H	131#	\$648

LUMINARY SERIES

BRIDGE

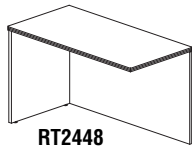


BR2448

- Universal mounting to right or left side of desk.
- Not free standing. Requires connection to desk and credenza.
- Includes full-height modesty panel.

Model No.	Description	Dimensions	Wt.	List Price
BR2442	Bridge (Non-Handed)	42"W x 24"D x 29"H	53#	\$368
BR2448	Bridge (Non-Handed)	48"W x 24"D x 29"H	62#	\$381

RETURN

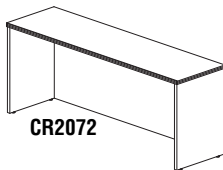


RT2448

- Features end panel with reeded edge.
- Includes full-height modesty panel.

Model No.	Description	Dimensions	Wt.	List Price
RT2436	Return (Non-Handed)	36"W x 24"D x 29"H	62#	\$495
RT2448	Return (Non-Handed)	48"W x 24"D x 29"H	78#	\$504

CREDENZA

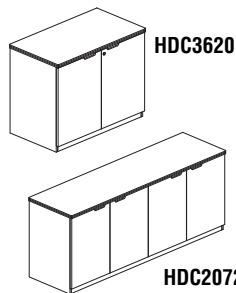


CR2072

- Full-height modesty panel.
- Reeded edge matching desk detailing.

Model No.	Description	Dimensions	Wt.	List Price
CR2072	72" Credenza	72"W x 20"D x 29"H	122#	\$671

HINGED DOOR CREDENZA



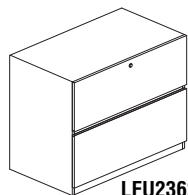
HDC3620

HDC2072

- Interior finished to match exterior veneer.
- Gang-lock (on HDC3620 only) features removable core enabling keyed-alike suites.
- One adjustable shelf.

Model No.	Description	Dimensions	Wt.	List Price
HDC3620	2-Door Hinged Credenza	36"W x 20"D x 29"H	100#	\$1019
HDC2072	4-Door Hinged Credenza	72"W x 20"D x 29"H	192#	\$1678

LATERAL FILE – 2 DRAWER



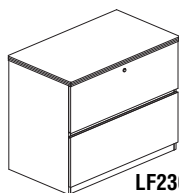
LFU23620

- Unfinished top. Must be installed under credenza. Two files fit under 72" credenza.
- Gang-lock features removable core enabling keyed-alike suites.
- Drawers operate smoothly using full-extension ball-bearing suspensions.
- Includes counter-weight for stability when in use.
- Accommodates letter and legal size hanging file folders.
- Optional top for lateral file available.

Model No.	Description	Dimensions	Wt.	List Price
LFU23620	Lateral File, Unfinished Top	34 5/8"W x 19"D x 27 3/4"H	113#	\$1076
LFUT23620	Optional Top		24#	\$245

LUMINARY SERIES

FREESTANDING LATERAL FILE – 2 DRAWER

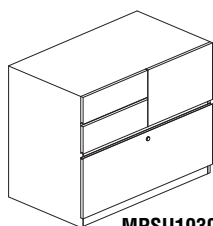


LF23620

- Gang-lock features removable core enabling keyed-alike suites.
- Drawers operate smoothly using full-extension ball-bearing suspensions.
- Includes counter-weight for stability when in use.
- Accommodates letter and legal size hanging file folders.

Model No.	Description	Dimensions	Wt.	List Price
LF23620	Lateral File, Finished Top	34 5/8"W x 20"D x 29"H	131#	\$1112

MULTI-PURPOSE STORAGE UNIT



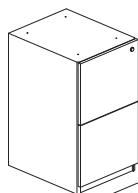
MPSU1930

- Unfinished top. Must be installed under credenza.
- Drawer interiors finished to match exterior veneer.
- Gang-lock features removable core enabling keyed-alike suites.
- Drawers operate smoothly using full-extension ball-bearing suspensions.
- Includes counter-weight for stability when in use.
- Accommodates letter and legal sized hanging file folders.
- Bottom level features full size layered file drawer.
- Optional top for lateral file available.

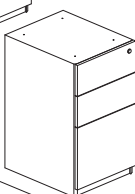
Model No.	Description	Dimensions	Wt.	List Price
MPSU1930*	Multi-Purpose Unit, Unfinished Top	34 5/8"W x 19"D x 27 3/4"H	128#	\$1497
MPSUT1930	Optional Top		22#	\$193

*Note: Limited quantities available in Maple.


PEDESTAL FILES FOR CREDENZA / RETURN



PFF19



PBBF19

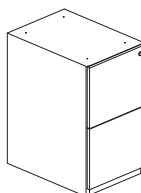


PBBFT19

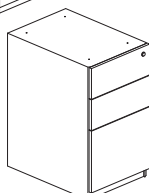
- Drawer interiors are finished to match exterior veneer.
- Drawers operate smoothly using full-extension ball-bearing suspensions. Gang-lock features removable core.
- Choice of two styles featuring two file drawers or two box drawers and one file drawer.
- File drawers accommodate letter or legal size hanging file folders.

Model No.	Description	Dimensions	Wt.	List Price
PFF19	File/File for Credenza/Return	15"W x 19"D x 27 3/4"H	67#	\$572
PBBF19	Box/Box/File for Credenza/Return	15"W x 19"D x 27 3/4"H	70#	\$572
PBBFT19	Box/Box/File w/Casters & Finished Top	15"W x 19"D x 29"H	80#	\$680

PEDESTAL FILES FOR DESK – 30"



PFF22



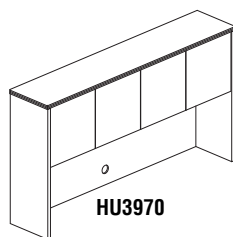
PBBF22

- Drawer interiors are finished to match exterior veneer.
- Drawers operate smoothly using full-extension ball-bearing suspensions. Gang-lock features removable core.
- Choice of two styles featuring two file drawers or two box drawers and one file drawer.
- File drawers accommodate letter or legal size hanging file folders.
- Designed for use under 30" desk or return.

Model No.	Description	Dimensions	Wt.	List Price
PFF22	File/File for 30" Desk	15"W x 22"D x 27 3/4"H	75#	\$624
PBBF22	Box/Box/File for 30" Desk	15"W x 22"D x 27 3/4"H	78#	\$624

LUMINARY SERIES

HUTCHES



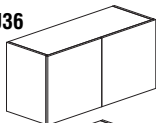
HU3970

- Features four cabinet styled doors with self-closing hinges.
- Back panel features lower and upper cable grommets.
- 20 1/2" clearance between work surfaces and storage bin.

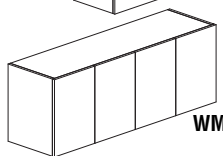
Model No.	Description	Dimensions	Wt.	List Price
HU3970	70" Hutch	70"W x 14"D x 39"H	142#	\$891

MOUNTED HUTCH WITH DOORS

WMHU36



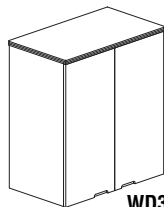
- Wall must have proper backing before installation.



WMHU48

Model No.	Description	Dimensions	Wt.	List Price
WMHU36	36" Mounted Hutch with Doors	36"W x 13 3/4"D x 17 3/8"H	58#	\$628
WMHU48	48" Mounted Hutch with Doors	48"W x 13 3/4"D x 17 3/8"H	73#	\$807

WARDROBE UNIT

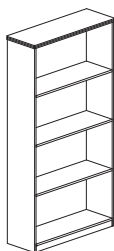


WD3620

- Mounts on top of Luminary Freestanding Lateral File.
- Two adjustable shelves and hanging rod.
- Additional shelves are available.

Model No.	Description	Dimensions	Wt.	List Price
WD3620	Wardrobe	34 5/8"W x 20"D x 38"H	168#	\$1487

BOOKCASES

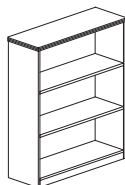


BC3668

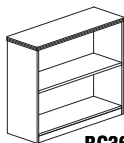
- Open shelves for convenient storage.
- Adjustable shelves.

- Choice of two, three or four shelf units.
- All adjustable shelves are 1" thick.

Model No.	Description	Dimensions	Wt.	List Price
BC3629	29"H Bookcase	34 5/8"W x 12"D x 29"H	60#	\$531
BC3642	42"H Bookcase	34 5/8"W x 12"D x 42"H	78#	\$662
BC3668	68"H Bookcase	34 5/8"W x 12"D x 68"H	109#	\$922



BC3642

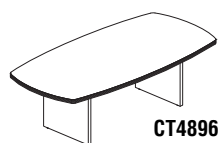


BC3629

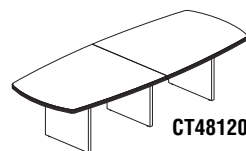
LUMINARY SERIES

CONFERENCE TABLES

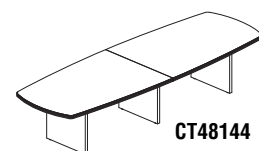
- Conference tables are available in 4 sizes.



CT4896



CT48120



CT48144



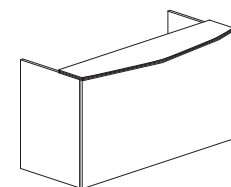
RT42

Model No.	Description	Dimensions	Wt.	List Price
CT3672	Convex Conference Table	72"W x 36"D x 29"H	155#	\$1465
CT4896	Convex Conference Table	96"W x 48"D x 29"H	305#	\$1863
CT48120	Convex Conference Table	120"W x 48"D x 29"H	320#	\$2277
CT48144	Convex Conference Table	144"W x 48"D x 29"H	349#	\$2727
RT36	Round Table	36"Round x 29"H	89#	\$711
RT42	Round Table	42"Round x 29"H	93#	\$742

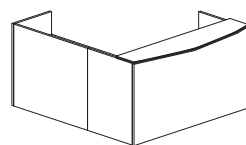
RECEPTION STATION

Surfaces: Cherry finish on Cherry veneer or Maple finish on Maple veneer.

- All Luminary Reception Stations (except RS7278D) include a center drawer.
- Non-handed returns.
- Available in two colors.
- Configured as either a freestanding double-pedestal desk station, or complete with non-handed return.
- Optional glass counter top is available.



RS7278D

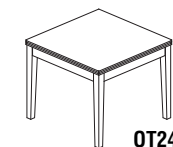


RSRBB

Model No.	Description	Dimensions	Wt.	List Price
RS7278D	Reception Station (no peds)	72"W x 36"D x 43 1/4"H	360#	\$2702
RRT2448	Reception Station Return	48"W x 24"D x 42"H	145#	\$1016
RSBB	Reception Station with 2 - B/B/F	72"W x 36"D x 43 1/4"H	559#	\$4049
RSBF	Reception Station with B/B/F, F/F	72"W x 36"D x 43 1/4"H	553#	\$4049
RSRBB	Reception Station with return, 2 - B/B/F	72"W x 36"D x 43 1/4"H Desk 48"W x 24"D x 42"H Return	687#	\$5065
RSRBF	Reception Station with return, B/B/F, F/F	72"W x 36"D x 43 1/4"H Desk 48"W x 24"D x 42"H Return	684#	\$5065
RSTGLASS	Optional Frosted Glass Counter Top	72"W x 18"D x 1/2"H	60#	\$513
RTA2436	ADA Reception Return	36"W x 24"D x 29"H	62#	\$507

OCCASIONAL TABLES

- Table surfaces offered in a choice of Maple finish on Maple Veneer or Cherry finish on Cherry Veneer.

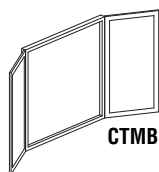


OT2424

Model No.	Description	Dimensions	Wt.	List Price
OT2424	End Table	24"W x 24"D x 20"H	23#	\$568

LUMINARY ACCESSORIES

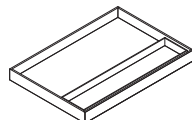
PRESENTATION BOARD



- Tackable fabric surface on interior side of doors. Eraser and markers not included.

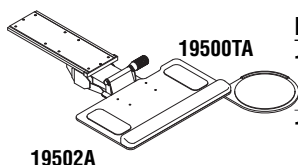
Model No.	Description	Dimensions	Wt.	List Price
CTMB	Presentation Board	48"W x 3"D x 48"H	82#	\$1350

CENTER DRAWER



Model No.	Description	Dimensions	Wt.	List Price
CD1	Center Drawer	23"W x 16"D x 2"H	9#	\$99

KEYBOARD SUPPORTS

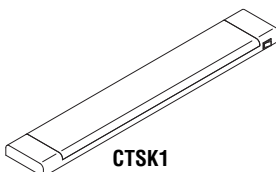


19502A

Available in Black Only.

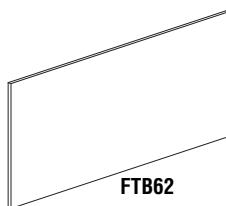
Model No.	Description	Wt.	List Price
19500TA	Retractable keyboard platform 19 1/2"W x 11"D. 0° to -15° tilt, 360° swivel.	12#	\$381
19502A	Optional Mouse Platform for 19500TA, 360° swivel, 9"Dia.	2#	\$141

OPTIONAL HUTCH TASKLIGHT



Model No.	Description	Dimensions	Wt.	List Price
CTSK1	Tasklight	25"W x 4"D x 1"H	5#	\$132

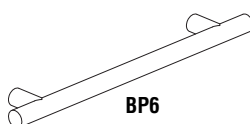
FABRIC TACK BOARD



- Stocked in MIR1454 Birch fabric.
- Other fabrics available as a special order; special orders sold in pairs only.

Model No.	Dimensions	Wt.	List Price
FTB36	36"W x 21 1/2"H	6#	\$365
FTB48	48"W x 21 1/2"H	8#	\$442
FTB62	62"W x 21 1/2"H	10#	\$472
FTB68	68"W x 21 1/2"H	12#	\$491

HANDLES

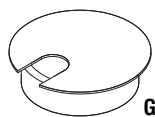


- Optional black handles are available. To order black handles, add the letter "B" to the end of the model number.

Model No.	Description	Dimensions	Wt.	List Price
CP3	Brushed Chrome	3"	1#	\$17
CP6	Brushed Chrome	6"	1#	\$17
WP4	Brushed Chrome	4"	1#	\$17
BP6	Brushed Chrome	6"	1#	\$17

LUMINARY ACCESSORIES

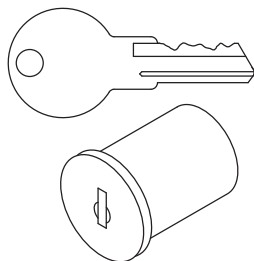
GROMMET



Grommet

Model No.	Description	Dimensions	Wt.	List Price
Grommet	Grommet	2 1/4" Diameter	1#	\$6

REPLACEMENT LOCK CORES

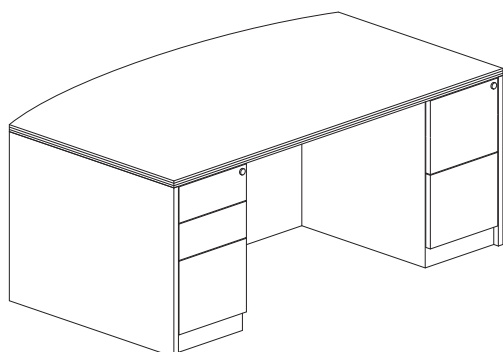
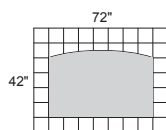


REALCC0100

- Allows pedestals and laterals to be keyed uniquely.
- Master key available.
- Must purchase a core removal tool to change locks cores.

Model No.	Description	Wt.	List Price
REALCC0100	Replacement core with keys	1#	\$19
REALCC0101	Replacement core with keys	1#	\$19
REALCC0102	Replacement core with keys	1#	\$19
REALCC0103	Replacement core with keys	1#	\$19
REALCC0104	Replacement core with keys	1#	\$19
REALCC0105	Replacement core with keys	1#	\$19
REALCC0106	Replacement core with keys	1#	\$19
REALCC0107	Replacement core with keys	1#	\$19
REALCC0108	Replacement core with keys	1#	\$19
REALCC0109	Replacement core with keys	1#	\$19
REALCC0110	Replacement core with keys	1#	\$19
REALCC0111	Replacement core with keys	1#	\$19
REALCC0112	Replacement core with keys	1#	\$19
REALCC0113	Replacement core with keys	1#	\$19
REALCC0114	Replacement core with keys	1#	\$19
REALCCRC	Core removal tool	1#	\$19
REALCCMK	Master Key	1#	\$19

LUMINARY SERIES TYPICALS



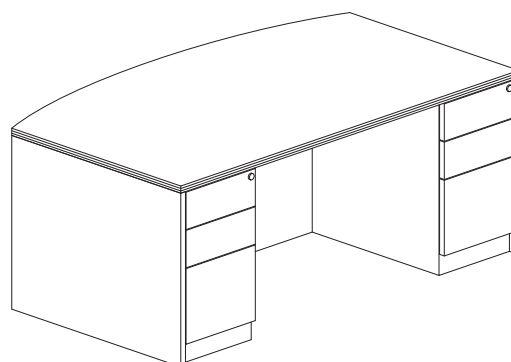
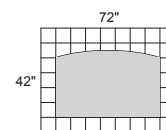
LUMINARY SERIES TYPICAL #3

Consists of:

QTY.	MODEL NO.	DESCRIPTION	LIST PRICE EACH
1	DK3672	Desk Shell	\$1207
1	PBBF22	Pedestal BBF	\$624
1	PFF22	Pedestal FF	\$624

SUITE DPK3672

TOTAL: \$2455



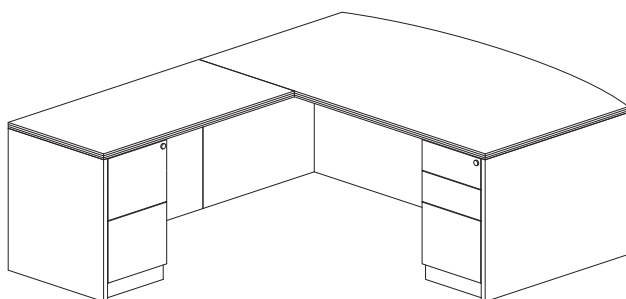
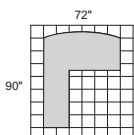
LUMINARY SERIES TYPICAL #4

Consists of:

QTY.	MODEL NO.	DESCRIPTION	LIST PRICE EACH
1	DK3672	Desk Shell	\$1207
2	PBBF22	Pedestal BBF	\$624

SUITE DBDK3672

TOTAL: \$2455



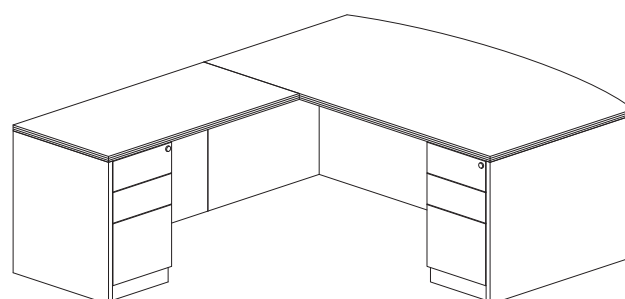
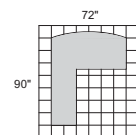
LUMINARY SERIES TYPICAL #5

Consists of:

QTY.	MODEL NO.	DESCRIPTION	LIST PRICE EACH
1	DK3672	Desk Shell	\$1207
1	RT2448	Return	\$504
1	PBBF22	Pedestal BBF	\$624
1	PFF22	Pedestal FF	\$624

SUITE EL5

TOTAL: \$2959



LUMINARY SERIES TYPICAL #6

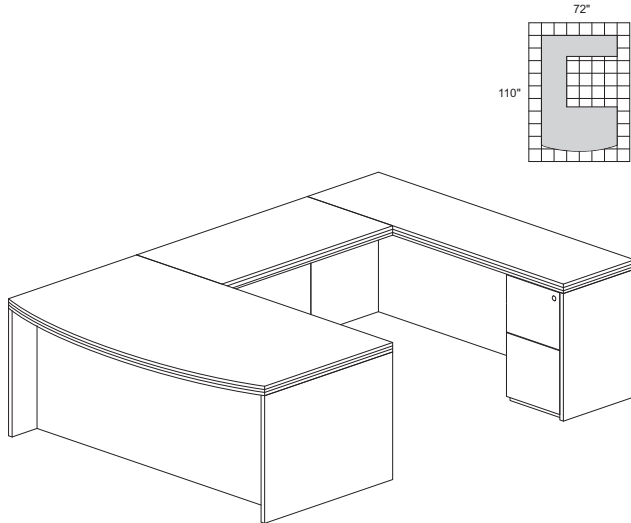
Consists of:

QTY.	MODEL NO.	DESCRIPTION	LIST PRICE EACH
1	DK3672	Desk Shell	\$1207
1	RT2448	Return	\$504
2	PBBF22	Pedestal BBF	\$624

SUITE ELB5

TOTAL: \$2959

LUMINARY SERIES TYPICALS

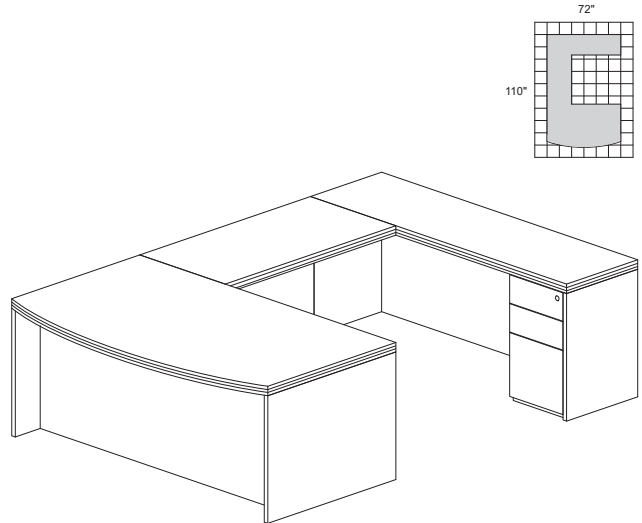


LUMINARY SERIES TYPICAL #7

Consists of:

QTY.	MODEL NO.	DESCRIPTION	LIST PRICE EACH
1	DK3672	Desk Shell	\$1207
1	CR2072	Credenza Shell	\$671
1	BR2448	Bridge	\$381
1	PBBF22	Pedestal BBF	\$624
1	PFF19	Pedestal FF	\$572

SUITE EU3

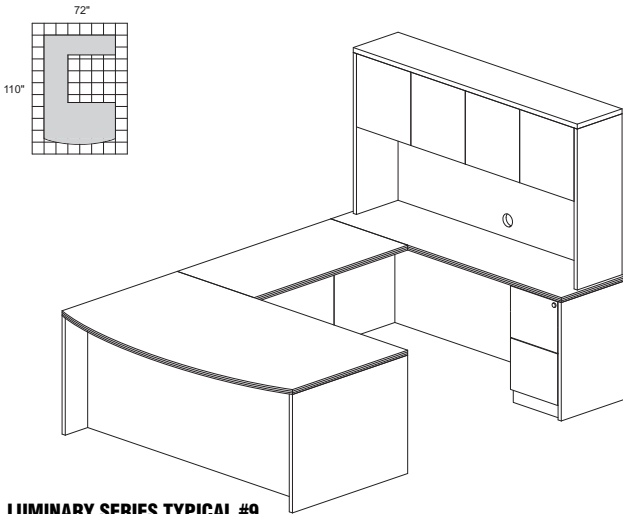
TOTAL: **\$3455**

LUMINARY SERIES TYPICAL #8

Consists of:

QTY.	MODEL NO.	DESCRIPTION	LIST PRICE EACH
1	DK3672	Desk Shell	\$1207
1	CR2072	Credenza Shell	\$671
1	BR2448	Bridge	\$381
1	PBBF22	Pedestal BBF	\$624
1	PBBF19	Pedestal BBF	\$572

SUITE EUB3

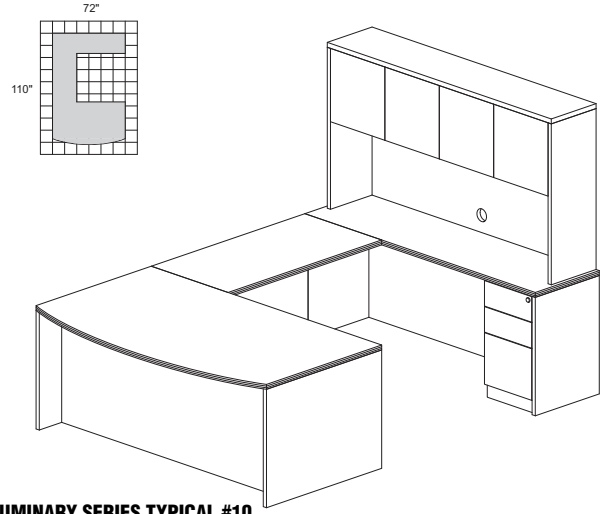
TOTAL: **\$3455**

LUMINARY SERIES TYPICAL #9

Consists of:

QTY.	MODEL NO.	DESCRIPTION	LIST PRICE EACH
1	DK3672	Desk Shell	\$1207
1	CR2072	Credenza Shell	\$671
1	HU3970	Hutch	\$891
1	BR2448	Bridge	\$381
1	PBBF22	Pedestal BBF	\$624
1	PFF19	Pedestal FF	\$572

SUITE EU1

TOTAL: **\$4346**

LUMINARY SERIES TYPICAL #10

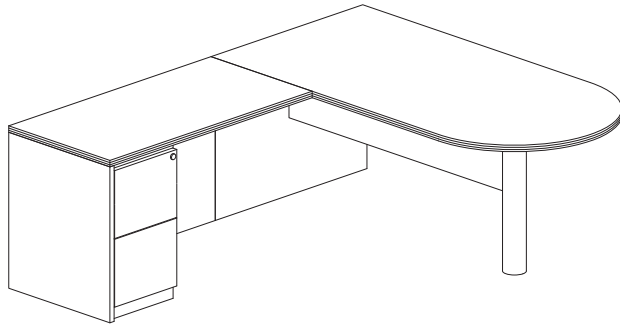
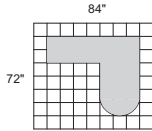
Consists of:

QTY.	MODEL NO.	DESCRIPTION	LIST PRICE EACH
1	DK3672	Desk Shell	\$1207
1	CR2072	Credenza Shell	\$671
1	HU3970	Hutch	\$891
1	BR2448	Bridge	\$381
1	PBBF22	Pedestal BBF	\$624
1	PBBF19	Pedestal BBF	\$572

SUITE EUB1

TOTAL: **\$4346**

LUMINARY SERIES TYPICALS

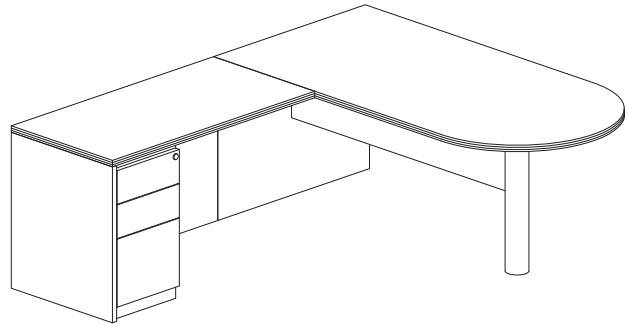
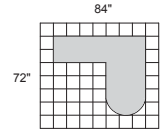


LUMINARY SERIES TYPICAL #11

Consists of:

QTY.	MODEL NO.	DESCRIPTION	LIST PRICE EACH
1	PT3672	Peninsula Table	\$988
1	RT2448	Return	\$504
1	PFF22	Pedestal FF	\$624

SUITE EL6

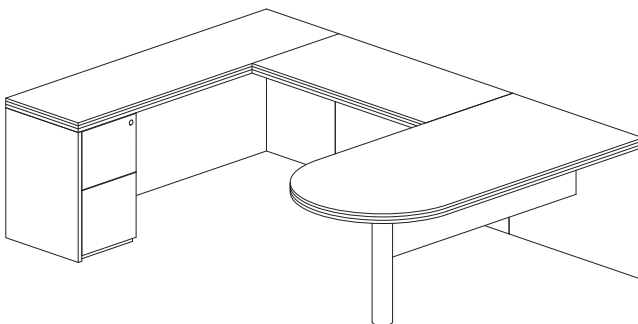
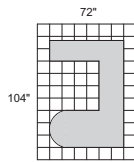
TOTAL: **\$2116**

LUMINARY SERIES TYPICAL #12

Consists of:

QTY.	MODEL NO.	DESCRIPTION	LIST PRICE EACH
1	PT3672	Peninsula Table	\$988
1	RT2448	Return	\$504
1	PBBF22	Pedestal BBF	\$624

SUITE ELB6

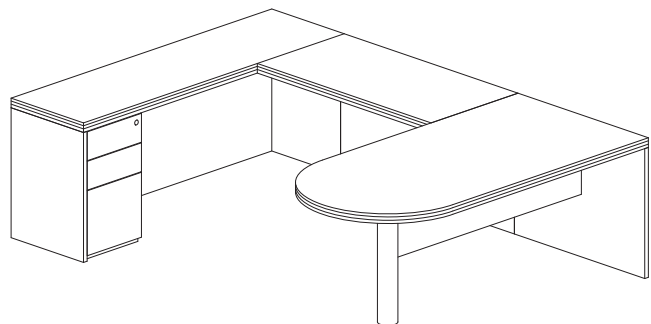
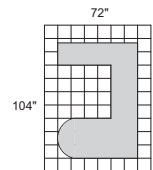
TOTAL: **\$2116**

LUMINARY SERIES TYPICAL #13

Consists of:

QTY.	MODEL NO.	DESCRIPTION	LIST PRICE EACH
1	PT3672	Peninsula	\$988
1	CR2072	Credenza Shell	\$671
1	BR2448	Bridge	\$381
1	PFF19	Pedestal FF	\$572

SUITE EU4

TOTAL: **\$2612**

LUMINARY SERIES TYPICAL #14

Consists of:

QTY.	MODEL NO.	DESCRIPTION	LIST PRICE EACH
1	PT3672	Peninsula Table	\$988
1	CR2072	Credenza Shell	\$671
1	BR2448	Bridge	\$381
1	PBBF19	Pedestal BBF	\$572

SUITE EUB4

TOTAL: **\$2612**Modular
DeskingConference &
Training TablesHospitality/
Breakroom

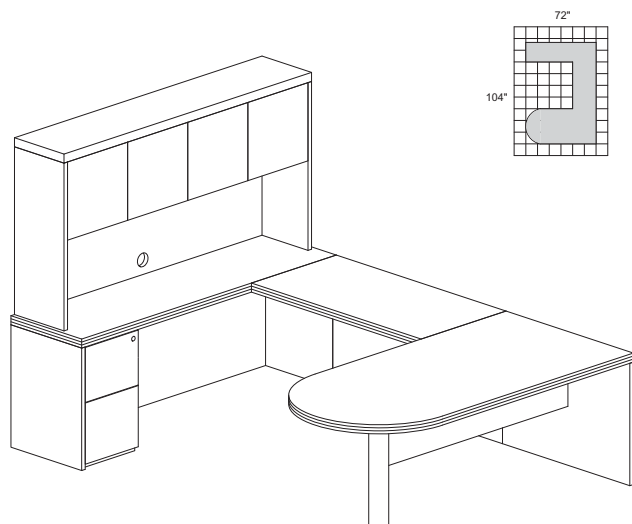
Seating

Folding/
StackingErgonomic
DesksHigh Density
Storage/FilingMailroom
Furniture

IT Furniture

Small Office
& Home OfficeDrafting
Furniture

LUMINARY SERIES TYPICALS

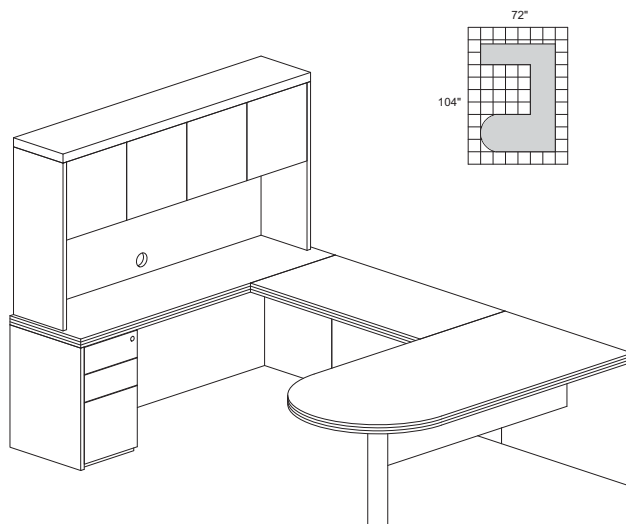


LUMINARY SERIES TYPICAL #15

Consists of:

QTY.	MODEL NO.	DESCRIPTION	LIST PRICE EACH
1	PT3672	Peninsula Table	\$988
1	CR2072	Credenza Shell	\$671
1	HU3970	Hutch	\$891
1	BR2448	Bridge	\$381
1	PFF19	Pedestal FF	\$572

SUITE EU2

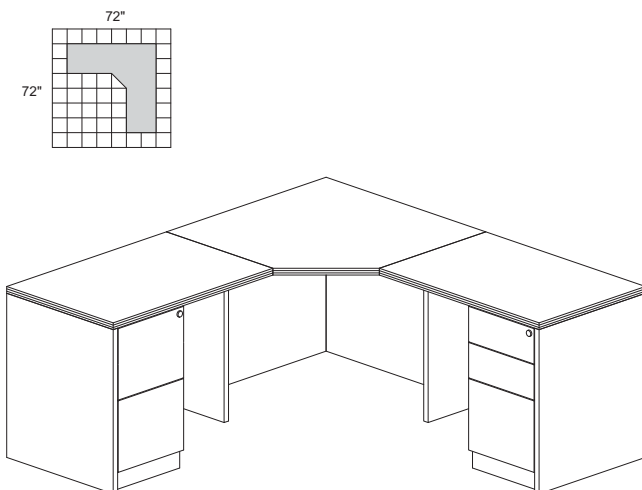
TOTAL: **\$3503**

LUMINARY SERIES TYPICAL #16

Consists of:

QTY.	MODEL NO.	DESCRIPTION	LIST PRICE EACH
1	PT3672	Peninsula Table	\$988
1	CR2072	Credenza Shell	\$671
1	HU3970	Hutch	\$891
1	BR2448	Bridge	\$381
1	PBBF19	Pedestal BBF	\$572

SUITE EUB2

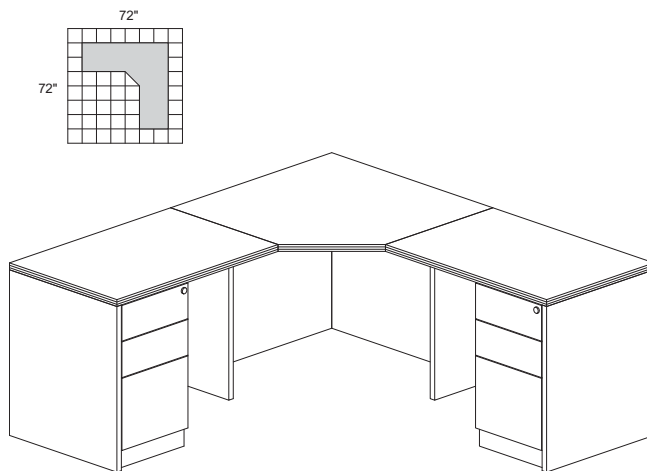
TOTAL: **\$3503**

LUMINARY SERIES TYPICAL #29

Consists of:

QTY.	MODEL NO.	DESCRIPTION	LIST PRICE EACH
1	CU243636	Corner Table	\$648
1	RT2436	Return	\$495
1	RT2436	Return	\$495
1	PBBF22	Pedestal BBF	\$624
1	PFF22	Pedestal FF	\$624

SUITE CU7

TOTAL: **\$2886**

LUMINARY SERIES TYPICAL #30

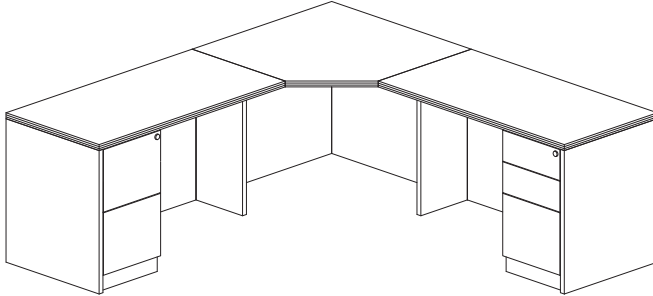
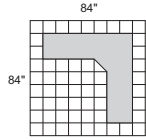
Consists of:

QTY.	MODEL NO.	DESCRIPTION	LIST PRICE EACH
1	CU243636	Corner Table	\$648
1	RT2436	Return	\$495
1	RT2436	Return	\$495
1	PBBF22	Pedestal BBF	\$624
1	PBBF22	Pedestal BBF	\$624

SUITE CUB7

TOTAL: **\$2886**

LUMINARY SERIES TYPICALS

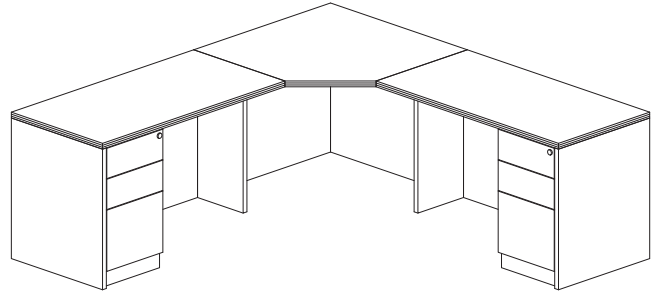
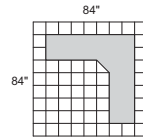


LUMINARY SERIES TYPICAL #31

Consists of:

QTY.	MODEL NO.	DESCRIPTION	LIST PRICE EACH
1	CU243636	Corner Table	\$648
1	RT2448	Return	\$504
1	RT2448	Return	\$504
1	PBBF22	Pedestal BBF	\$624
1	PFF22	Pedestal FF	\$624

SUITE CU6

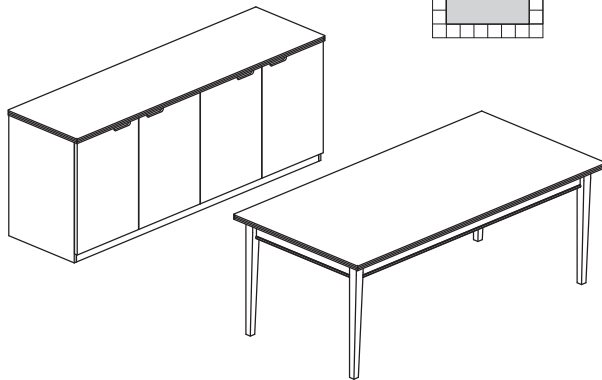
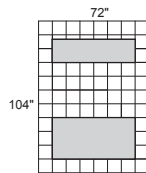
TOTAL: **\$2904**

LUMINARY SERIES TYPICAL #32

Consists of:

QTY.	MODEL NO.	DESCRIPTION	LIST PRICE EACH
1	CU243636	Corner Table	\$648
1	RT2448	Return	\$504
1	RT2448	Return	\$504
1	PBBF22	Pedestal BBF	\$624
1	PBBF22	Pedestal BBF	\$624

SUITE CUB6

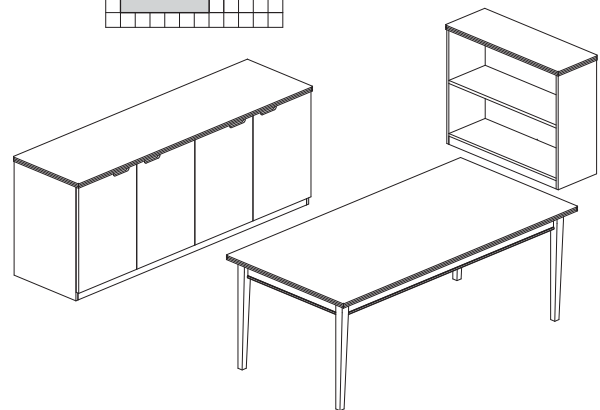
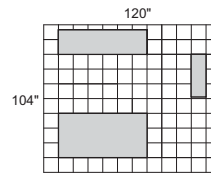
TOTAL: **\$2904**

LUMINARY SERIES TYPICAL #33

Consists of:

QTY.	MODEL NO.	DESCRIPTION	LIST PRICE EACH
1	LTD72	Table Desk	\$1141
1	HDC2072	4-Door Hinged Credenza	\$1678

SUITE LUM12

TOTAL: **\$2819**

LUMINARY SERIES TYPICAL #34

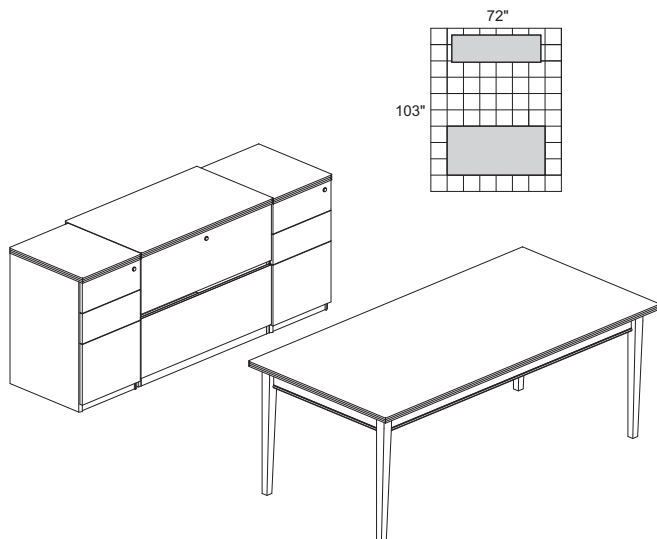
Consists of:

QTY.	MODEL NO.	DESCRIPTION	LIST PRICE EACH
1	LTD72	Table Desk	\$1141
1	HDC2072	4-Door Hinged Credenza	\$1678
1	BC3629	Bookcase 2 Shelf	\$531

SUITE LUM13

TOTAL: **\$3350**

LUMINARY SERIES TYPICALS

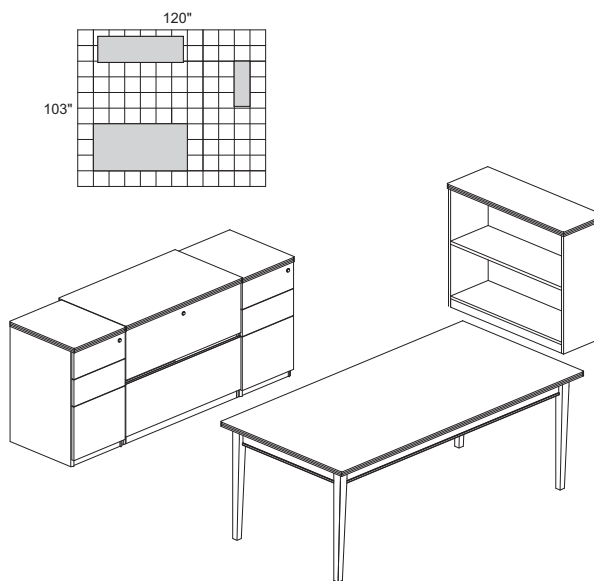


LUMINARY SERIES TYPICAL #35

Consists of:

QTY.	MODEL NO.	DESCRIPTION	LIST PRICE EACH
1	LTD72	Table Desk	\$1141
2	PBBFT19	Pedestal 19 with Top BBF	\$680
1	LF23620	2-Drawer Lateral File	\$1112

SUITE LUM14

TOTAL: **\$3613**

LUMINARY SERIES TYPICAL #36

Consists of:

QTY.	MODEL NO.	DESCRIPTION	LIST PRICE EACH
1	LTD72	Table Desk	\$1141
2	PBBFT19	Pedestal 19 with Top BBF	\$680
1	LF23620	2-Drawer Lateral File	\$1112
1	BC3629	Bookcase 2 Shelf	\$531

SUITE LUM15

TOTAL: **\$4144**

MIRA SERIES



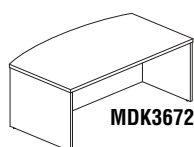
MIRA SERIES

Mira's simple curves create an elegant setting for any work environment. The finest quality workmanship, in-stock availability and affordability make it a very popular series.

Surface: Mira is available in a Medium Cherry finish on Cherry veneer or an Espresso finish on Walnut veneer.

- Modular and non-handed construction for flexibility and versatility.
- Full peds available in both BBF and FF. Available in 22" and 28" depths.
- Full extension ball bearing suspension provides quiet drawer operation.
- Central locking on all drawers with random or key alike options.
- Veneers are book matched and highlight the natural beauty of the Cherry grain.
- All floor supported units have adjustable glides for leveling on uneven floors.
- Desk, credenza, return and conference tops are 1 1/2" thick with flat, hardwood edge.
- All models in all finishes are available on both the Kwik-Ship and Fast Freight delivery programs with no quantity limitations.

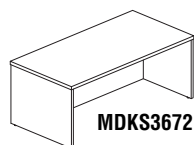
BOW FRONT DESK



- Features bow front surface.
- Full height modesty panels.

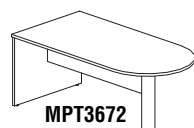
Model No.	Description	Dimensions	Wt.	List Price
MDK3066	66" Bow Front Desk	66"W x 36"D x 29 3/8"H	139#	\$1244
MDK3672	72" Bow Front Desk	72"W x 42"D x 29 3/8"H	188#	\$1389

STRAIGHT FRONT DESK



Model No.	Description	Dimensions	Wt.	List Price
MDKS3066	66" Straight Front Desk	66"W x 30"D x 29 3/8"H	139#	\$1230
MDKS3672	72" Straight Front Desk	72"W x 36"D x 29 3/8"H	188#	\$1376

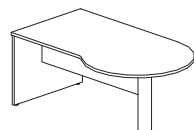
PENINSULA DESK



- Modesty panel is 14 1/2"H.
- Free standing.

Model No.	Description	Dimensions	Wt.	List Price
MPT3672	Return / Bridge Supported	72"W x 36"D x 29 3/8"H	133#	\$1040

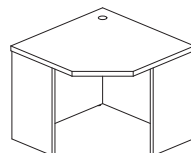
P-SHAPED DESK



- Conferencing side extension either to right or left.
- Modesty panel is 13 3/4"H.
- Free standing.

Model No.	Description	Dimensions	Wt.	List Price
MPCTR4272	Right P-Shaped Desk	72"W x 36 / 42"D x 29 3/8"H	128#	\$1307
MPCTL4272	Left P-Shaped Desk	72"W x 36 / 42"D x 29 3/8"H	128#	\$1307

CORNER TABLE

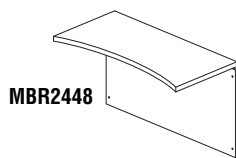


- Full height modesty panel.
- Grommet in top surface standard.
- One grommet located in each leg.

Model No.	Description	Dimensions	Wt.	List Price
MCU243636	Corner Table	36"W x 24"D x 29 3/8"H	131#	\$696

MIRA SERIES

BRIDGE

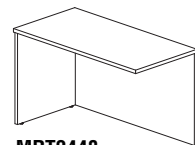


MBR2448

- Universal mounting to right or left side of desk.
- Not free standing. Requires connection to desk and credenza.
- Includes full-height modesty panel.

Model No.	Description	Dimensions	Wt.	List Price
MBR2442	Bridge (Non-Handed)	42"W x 24"D x 29 3/8"H	53#	\$415
MBR2448	Bridge (Non-Handed)	48"W x 24"D x 29 3/8"H	62#	\$445

RETURN

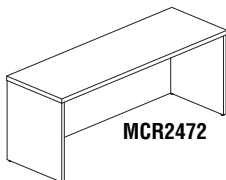


MRT2448

- Choose from Left-Hand or Right-Hand model.
- Features end panel with flat edge.
- Includes full-height modesty panel.

Model No.	Description	Dimensions	Wt.	List Price
MRT2436	Return (Non-Handed)	36"W x 24"D x 29 3/8"H	62#	\$528
MRT2448	Return (Non-Handed)	48"W x 24"D x 29 3/8"H	78#	\$568

CREDENZA

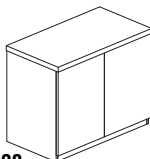


MCR2472

- Full-height modesty panel.
- Flat edge matching desk detailing.

Model No.	Description	Dimensions	Wt.	List Price
MCR2466	66" Credenza	66"W x 24"D x 29 3/8"H	115#	\$854
MCR2472	72" Credenza	72"W x 24"D x 29 3/8"H	122#	\$872

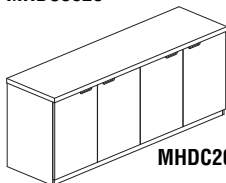
HINGED DOOR CREDENZA



MHDC3620

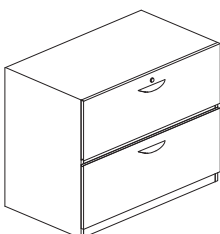
- Interior finished to match exterior veneer.
- Gang-lock features removable core enabling keyed-alike suites.
- One adjustable shelf.

Model No.	Description	Dimensions	Wt.	List Price
MHDC3620	36" Hinged Door Credenza	36"W x 20"D x 29 3/8"H	100#	\$1093
MHDC2072	72" Hinged Door Credenza	72"W x 20"D x 29 3/8"H	192#	\$1877



MHDC2072

LATERAL FILE – 2 DRAWER



MLFU23624

- Unfinished top. Must be installed under credenza.
- Gang-lock features removable core enabling keyed-alike suites.
- Drawers operate smoothly using full-extension ball-bearing suspensions.
- Includes counter-weight for stability when in use.
- Accommodates letter and legal size hanging file folders.
- Optional top for lateral file available.

Model No.	Description	Dimensions	Wt.	List Price
MLFU23624	Lateral File, Unfinished Top	34 5/8"W x 22"D x 27 3/4"H	113#	\$1246
MLFUT23624	Optional Top		24#	\$266

MIRA SERIES

Modular
DeskingConference &
Training TablesHospitality/
Breakroom


Seating

Folding/
StackingErgonomic
DesksHigh Density
Storage/FilingMailroom
Furniture

IT Furniture

Small Office
& Home OfficeDrafting
Furniture

FREESTANDING LATERAL FILE – 2 DRAWER




MLF23624

- Gang-lock features removable core enabling keyed-alike suites.
- Drawers operate smoothly using full-extension ball-bearing suspensions.
- Supports wardrobe unit.
- Accommodates letter and legal size hanging file folders.
- Includes counter-weight for stability when in use.

Model No.	Description	Dimensions	Wt.	List Price
MLF23624	Lateral File, Finished Top	34 5/8"W x 24"D x 29 3/8"H	131#	\$1337

MULTI-PURPOSE STORAGE UNIT




MMPSU1930

- Unfinished top. Must be installed under credenza.
- Includes counter-weight for stability when in use.
- Bottom level features full size layered file drawer.
- Gang-lock features removable core enabling keyed-alike suites.
- Drawers operate smoothly using full-extension ball-bearing suspensions.
- Drawer interiors finished to match exterior veneer.
- Accommodates letter and legal size hanging file folders.
- Optional top for lateral file available.

Model No.	Description	Dimensions	Wt.	List Price
MMPSU1930	Multi-Purpose Unit, Unfinished Top	30"W x 19"D x 27 3/4"H	128#	\$1511
MMPSUT1930	Optional Top		22#	\$215

PEDESTAL FILES FOR CREDENZA / RETURN AND 30"D DESKS



MPFF22




MPBBF22

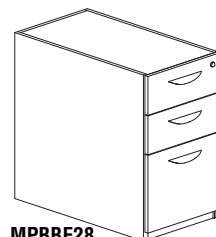
- Drawer interiors are finished to match exterior veneer.
- Drawers operate smoothly using full-extension ball-bearing suspensions. Gang-lock features removable core.
- Choice of two styles featuring two file drawers or two box drawers and one file drawer.
- File drawers accommodate letter or legal size hanging file folders.

Model No.	Description	Dimensions	Wt.	List Price
MPFF22	File/File Pedestal for Credenza/Return	15"W x 22"D x 27 3/4"H	75#	\$669
MPBBF22	Box/Box/File Pedestal for Credenza/Return	15"W x 22"D x 27 3/4"H	78#	\$669

PEDESTAL FILES FOR DESK – 36"



MPFF28



MPBBF28

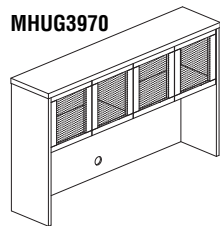
- Drawer interiors are finished to match exterior veneer.
- Drawers operate smoothly using full-extension ball-bearing suspensions. Gang-lock features removable core.
- Choice of two styles featuring two file drawers or two box drawers and one file drawer.
- File drawers accommodate letter or legal size hanging file folders.
- Designed for use under 36" desk.

Model No.	Description	Dimensions	Wt.	List Price
MPFF28	File/File Pedestal for 36" Desk	15"W x 28"D x 27 3/4"H	89#	\$760
MPBBF28	Box/Box/File Pedestal for 36" Desk	15"W x 28"D x 27 3/4"H	95#	\$760

MIRA SERIES

HUTCHES

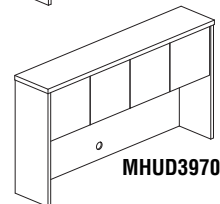
MHUG3970



- Features four cabinet styled doors with self-closing hinges.
- 20 1/2" clearance between work surfaces and storage bin.
- Fully assembled except for doors.

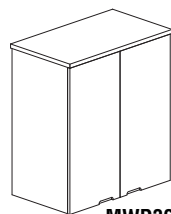
- Back panel features lower and upper cable grommets.
- Optional wood doors available.

Model No.	Description	Dimensions	Wt.	List Price
MHUG3964	64"W Hutch with Glass Doors	64"W x 14"D x 39"H	132#	\$1210
MHUG3970	70"W Hutch with Glass Doors	70"W x 14"D x 39"H	142#	\$1437
MHUD3964	64"W Hutch with Wood Doors	64"W x 14"D x 39"H	132#	\$1259
MHUD3970	70"W Hutch with Wood Doors	70"W x 14"D x 39"H	142#	\$1409



MHUD3970

WARDROBE UNIT

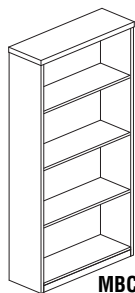


MWD3624

- Mounts on top of Mira Freestanding Lateral File.
- Two adjustable shelves and hanging rod.

Model No.	Description	Dimensions	Wt.	List Price
MWD3624	Wardrobe	34 5/8"W x 24"D x 38"H	168#	\$1529

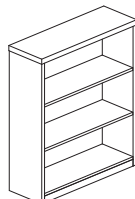
BOOKCASES



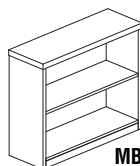
MBC3668

- Open shelves for convenient storage.
- Choice of two, three or four shelf units.
- Adjustable shelves.
- All adjustable shelves are 1" thick.

Model No.	Description	Dimensions	Wt.	List Price
MBC3629	29"H Bookcase	34 5/8"W x 12"D x 29"H	60#	\$578
MBC3642	42"H Bookcase	34 5/8"W x 12"D x 42"H	78#	\$766
MBC3668	68"H Bookcase	34 5/8"W x 12"D x 68"H	109#	\$1079



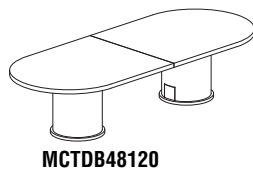
MBC3642



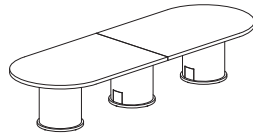
MBC3629

MIRA SERIES

CONFERENCE TABLES



MCTDB48120

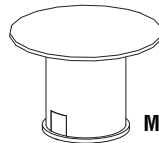


MCTDB48144

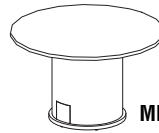
- Conference tables are available in 4 sizes.

- Tops and bases shipped separately.

Model No.	Description	Dimensions	Wt.	List Price
MCTDB3672	6' Racetrack Conference Table	72"W x 36"D x 29"H	155#	\$1550
MCTDB4896	8' Racetrack Conference Table	96"W x 48"D x 29"H	305#	\$2337
MCTDB48120	10' Racetrack Conference Table	120"W x 48"D x 29"H	320#	\$3501
MCTDB48144	12' Racetrack Conference Table	144"W x 48"D x 29"H	349#	\$3619
MRTDB42	Round Conference Table	42"Round x 29"H	117#	\$1185
MRTDB48	Round Conference Table	48"Round x 29"H	124#	\$1460



MRTDB42

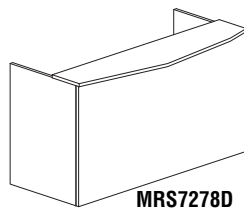


MRTDB48

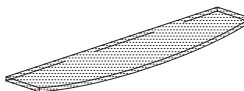
RECEPTION STATION

Surfaces: Medium Cherry finish on Cherry veneer, or Espresso finish on Walnut veneer.

- All Mira Reception Stations (except MRS7278D) include a center drawer.
- Non-handed returns.
- Configured as either a freestanding double-pedestal desk station, or complete with non-handed return.
- Optional glass counter top is available.



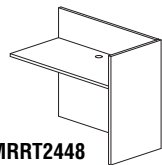
MRS7278D



MRSTGLASS

Model No.	Description	Dimensions	Wt.	List Price
MRS7278D	Reception Station (no peds)	72"W x 36"D x 43 1/2"H	360#	\$3067
MRSBB	Reception Station with 2 - B/B/F	72"W x 36"D x 43 1/2"H	559#	\$4687
MRSBF	Reception Station with B/B/F, F/F	72"W x 36"D x 43 1/2"H	557#	\$4687
MRSRBB	Reception Station with return, 2 - B/B/F	72"W x 36"D x 43 1/2"H Desk 48"W x 24"D x 42"H Return	687#	\$5622
MRSRBF	Reception Station with return, B/B/F, F/F	72"W x 36"D x 43 1/2"H Desk 48"W x 24"D x 42"H Return	684#	\$5622
MRSTGLASS	Optional Frosted Glass Counter Top	72"W x 18"D x 1/2"H	60#	\$519
MRTA2436	ADA Reception Return	36"W x 24"D x 29 3/8"H	68#	\$540

RECEPTION STATION RETURN



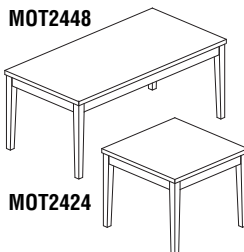
MRRT2448

- Available in Medium Cherry finish on Cherry Veneer, or Espresso finish on Walnut veneer.

Model No.	Description	Dimensions	Wt.	List Price
MRRT2448	Return (Non-Handed)	48"W x 24"D x 42"H	145#	\$1026

OCCASIONAL TABLES

MOT2448

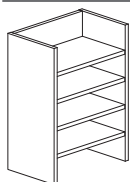


MOT2424

- Table surfaces offered in Medium Cherry finish on Cherry Veneer, or Espresso finish on Walnut veneer.

Model No.	Description	Dimensions	Wt.	List Price
MOT2448	Coffee Table	48"W x 24"D x 16"H	49#	\$729
MOT2424	End Table	24"W x 24"D x 20"H	23#	\$609

LETTER TRAY



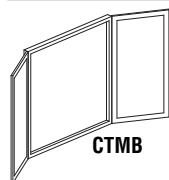
MLT

- Optional hutch letter trays are sized to fit into space between doors and work surface.

Model No.	Description	Dimensions	Wt.	List Price
MLT	Letter Tray	17"W x 10"D x 22"H	25#	\$330

MIRA ACCESSORIES

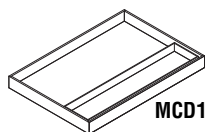
PRESENTATION BOARD



- Tackable fabric surface on interior side of doors. Eraser and markers not included.

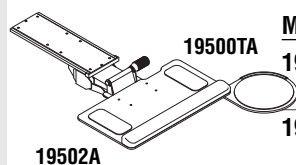
Model No.	Description	Dimensions	Wt.	List Price
CTMB	Presentation Board	48"W x 3"D x 48"H	82#	\$1350

CENTER DRAWER



Model No.	Description	Dimensions	Wt.	List Price
MCD1	Center Drawer	23"W x 16"D x 2"H	9#	\$100

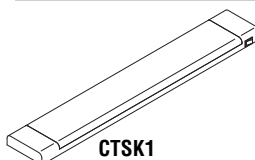
KEYBOARD SUPPORTS



Model No.	Description	Wt.	List Price
19500TA	Retractable keyboard platform 19 1/2"W x 11"D. 0° to -15° tilt, 360° swivel.	12#	\$381
19502A	Optional Mouse Platform for 19500TA, 360° swivel, 9"Dia.	2#	\$141

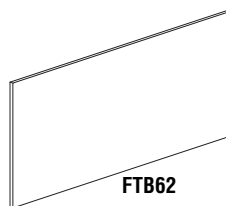
Available in Black Only.

OPTIONAL HUTCH TASKLIGHT



Model No.	Description	Dimensions	Wt.	List Price
CTSK1	Tasklight	25"W x 4"D x 1"H	5#	\$132

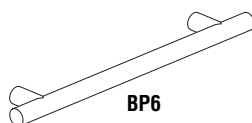
FABRIC TACK BOARD



- Stocked in MIR1454 Birch fabric.
- Other fabrics available as a special order, special orders sold in pairs only.

Model No.	Dimensions	Wt.	List Price
FTB36	36"W x 21 1/2"H	6#	\$365
FTB48	48"W x 21 1/2"H	8#	\$442
FTB62	62"W x 21 1/2"H	10#	\$472
FTB68	68"W x 21 1/2"H	12#	\$491

HANDLES

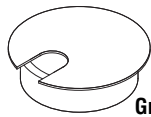


- Brushed chrome handles are standard with all doors and drawers.
- Optional black handles are available. To order black handles, add the letter "B" to the end of the model number.

Model No.	Description	Dimensions	Wt.	List Price
BP6	Brushed Chrome	6"	1#	\$17

MIRA ACCESSORIES

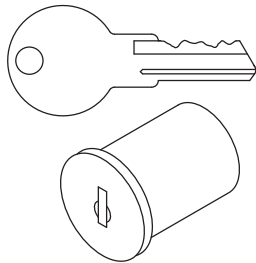
GROMMET



Grommet

Model No.	Description	Dimensions	Wt.	List Price
Grommet	Grommet	2 1/4" Diameter	1#	\$6

REPLACEMENT LOCK CORES

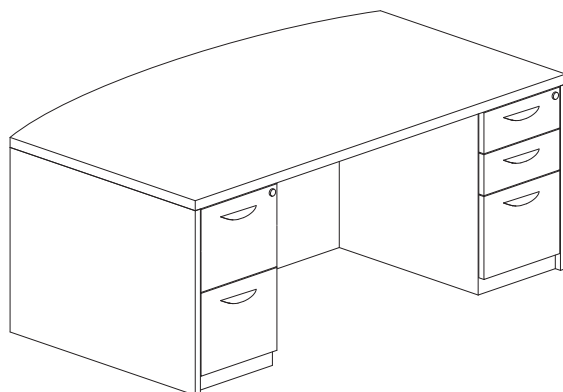
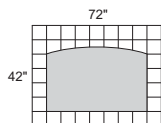


REALCC0100

- Allows pedestals and laterals to be keyed uniquely.
- Master key available.
- Must purchase a core removal tool to change locks cores.

Model No.	Description	Wt.	List Price
REALCC0100	Replacement core with keys	1#	\$19
REALCC0101	Replacement core with keys	1#	\$19
REALCC0102	Replacement core with keys	1#	\$19
REALCC0103	Replacement core with keys	1#	\$19
REALCC0104	Replacement core with keys	1#	\$19
REALCC0105	Replacement core with keys	1#	\$19
REALCC0106	Replacement core with keys	1#	\$19
REALCC0107	Replacement core with keys	1#	\$19
REALCC0108	Replacement core with keys	1#	\$19
REALCC0109	Replacement core with keys	1#	\$19
REALCC0110	Replacement core with keys	1#	\$19
REALCC0111	Replacement core with keys	1#	\$19
REALCC0112	Replacement core with keys	1#	\$19
REALCC0113	Replacement core with keys	1#	\$19
REALCC0114	Replacement core with keys	1#	\$19
REALCCRC	Core removal tool	1#	\$19
REALCCMK	Master Key	1#	\$19

MIRA SERIES TYPICALS


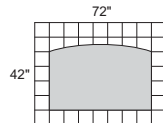


MIRA SERIES TYPICAL #3

Consists of:

QTY.	MODEL NO.	DESCRIPTION	LIST PRICE EACH
1	MDK3672	Desk Shell	\$1389
1	MPBBF28	Pedestal BBF	\$760
1	MPFF28	Pedestal FF	\$760

SUITE MDPDK3672

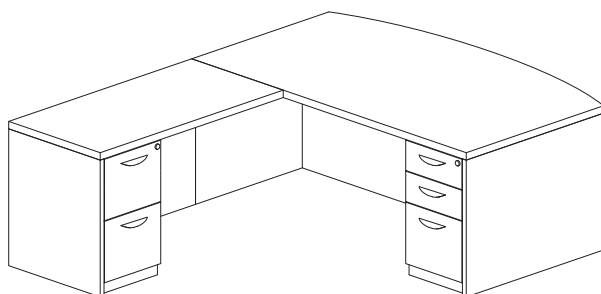
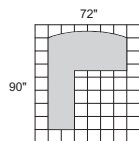
TOTAL: **\$2909**

MIRA SERIES TYPICAL #4

Consists of:

QTY.	MODEL NO.	DESCRIPTION	LIST PRICE EACH
1	MDK3672	Desk Shell	\$1389
1	MPBBF28	Pedestal BBF	\$760
1	MPBBF28	Pedestal BBF	\$760

SUITE MDBDK3672

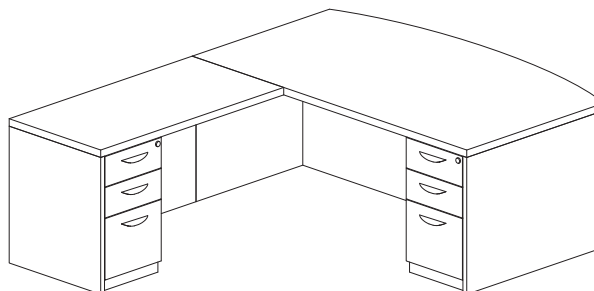
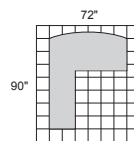
TOTAL: **\$3455**

MIRA SERIES TYPICAL #5

Consists of:

QTY.	MODEL NO.	DESCRIPTION	LIST PRICE EACH
1	MDK3672	Desk Shell	\$1389
1	MRT2448	Return	\$568
1	MPBBF28	Pedestal BBF	\$760
1	MPFF22	Pedestal FF	\$669

SUITE MEL5

TOTAL: **\$3386**

MIRA SERIES TYPICAL #6

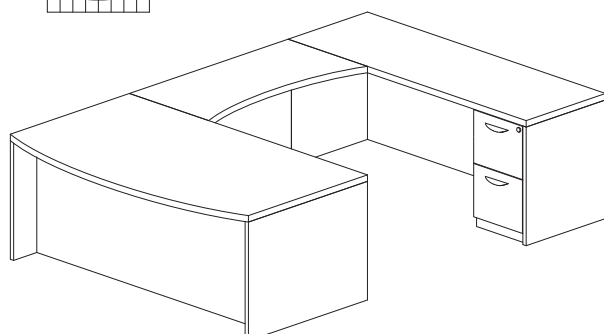
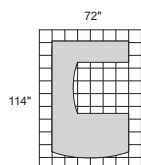
Consists of:

QTY.	MODEL NO.	DESCRIPTION	LIST PRICE EACH
1	MDK3672	Desk Shell	\$1389
1	MRT2448	Return	\$568
1	MPBBF28	Pedestal BBF	\$760
1	MPBBF22	Pedestal BBF	\$669

SUITE MELB5

TOTAL: **\$3386**

MIRA SERIES TYPICALS

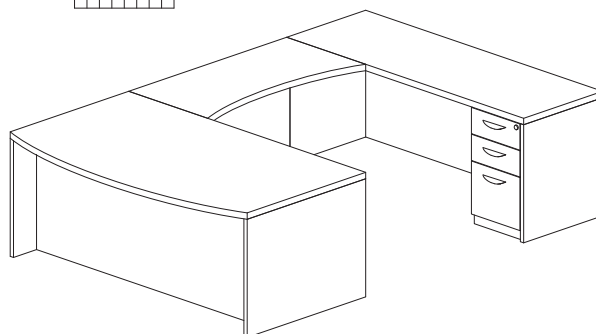
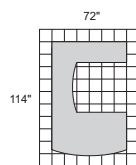


MIRA SERIES TYPICAL #7

Consists of:

QTY.	MODEL NO.	DESCRIPTION	LIST PRICE EACH
1	MDK3672	Desk Shell	\$1389
1	MCR2472	Credenza Shell	\$872
1	MBR2448	Bridge	\$445
1	MPBBF28	Pedestal BBF	\$760
1	MPFF22	Pedestal FF	\$669

SUITE MEU3

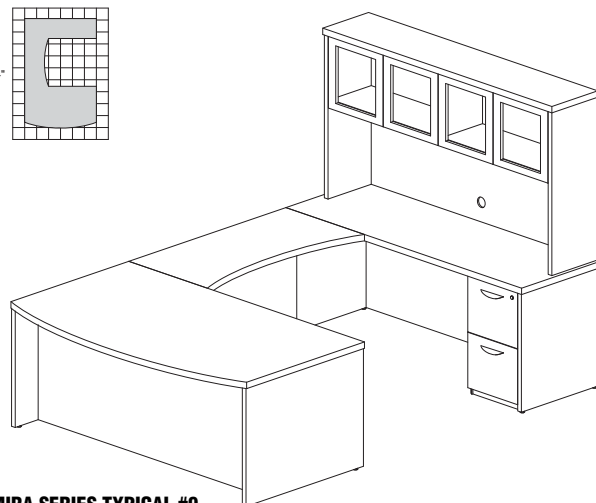
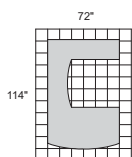
TOTAL: **\$4135**

MIRA SERIES TYPICAL #8

Consists of:

QTY.	MODEL NO.	DESCRIPTION	LIST PRICE EACH
1	MDK3672	Desk Shell	\$1389
1	MCR2472	Credenza Shell	\$872
1	MBR2448	Bridge	\$445
1	MPBBF28	Pedestal BBF	\$760
1	MPBBF22	Pedestal BBF	\$669

SUITE MEUB3

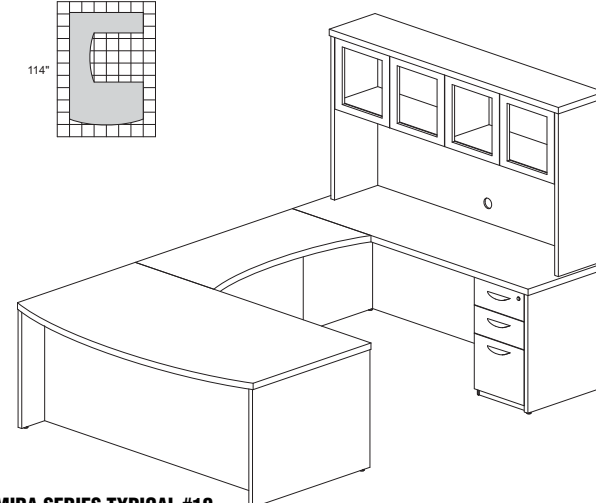
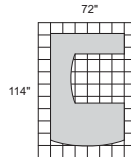
TOTAL: **\$4135**

MIRA SERIES TYPICAL #9

Consists of:

QTY.	MODEL NO.	DESCRIPTION	LIST PRICE EACH
1	MDK3672	Desk Shell	\$1389
1	MCR2472	Credenza Shell	\$872
1	MHUG3970	Hutch	\$1437
1	MBR2448	Bridge	\$445
1	MPBBF28	Pedestal BBF	\$760
1	MPFF22	Pedestal FF	\$669

SUITE MEU1

TOTAL: **\$5572**

MIRA SERIES TYPICAL #10

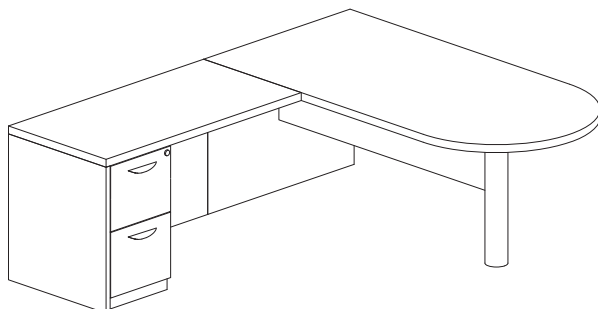
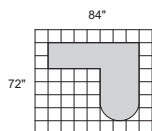
Consists of:

QTY.	MODEL NO.	DESCRIPTION	LIST PRICE EACH
1	MDK3672	Desk Shell	\$1389
1	MCR2472	Credenza Shell	\$872
1	MHUG3970	Hutch	\$1437
1	MBR2448	Bridge	\$445
1	MPBBF28	Pedestal BBF	\$760
1	MPBBF22	Pedestal BBF	\$669

SUITE MEUB1

TOTAL: **\$5572**

MIRA SERIES TYPICALS

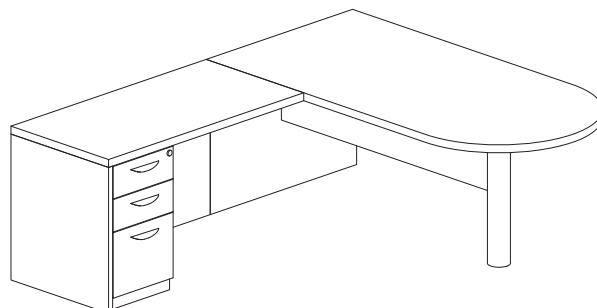
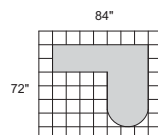


MIRA SERIES TYPICAL #11

Consists of:

QTY.	MODEL NO.	DESCRIPTION	LIST PRICE EACH
1	MPT3672	Peninsula Table	\$1040
1	MRT2448	Return	\$568
1	MPFF22	Pedestal FF	\$669

SUITE MEL6

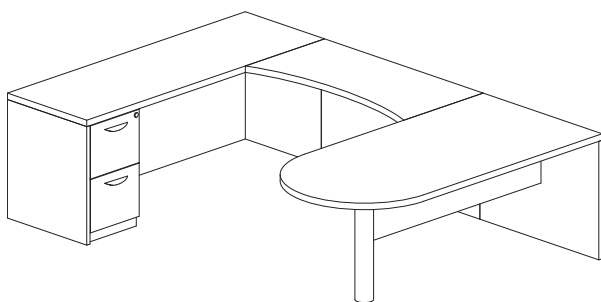
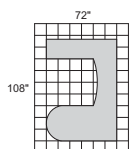
TOTAL: **\$2277**

MIRA SERIES TYPICAL #12

Consists of:

QTY.	MODEL NO.	DESCRIPTION	LIST PRICE EACH
1	MPT3672	Peninsula Table	\$1040
1	MRT2448	Return	\$568
1	MPBBF22	Pedestal BBF	\$669

SUITE MELB6

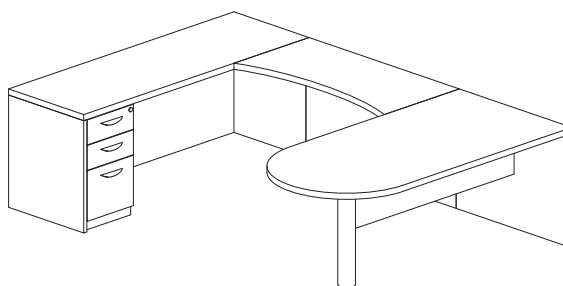
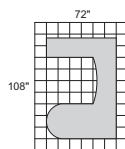
TOTAL: **\$2277**

MIRA SERIES TYPICAL #13

Consists of:

QTY.	MODEL NO.	DESCRIPTION	LIST PRICE EACH
1	MPT3672	Peninsula Table	\$1040
1	MCR2472	Credenza Shell	\$872
1	MBR2448	Bridge	\$445
1	MPFF22	Pedestal FF	\$669

SUITE MEU4

TOTAL: **\$3026**

MIRA SERIES TYPICAL #14

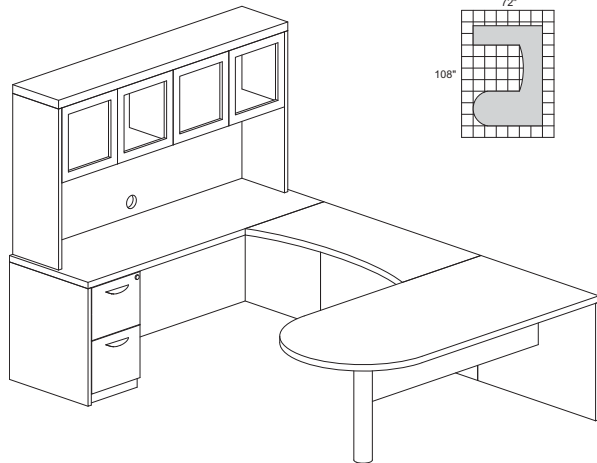
Consists of:

QTY.	MODEL NO.	DESCRIPTION	LIST PRICE EACH
1	MPT3672	Peninsula Table	\$1040
1	MCR2472	Credenza Shell	\$872
1	MBR2448	Bridge	\$445
1	MPBBF22	Pedestal BBF	\$669

SUITE MEUB4

TOTAL: **\$3026**

MIRA SERIES TYPICALS

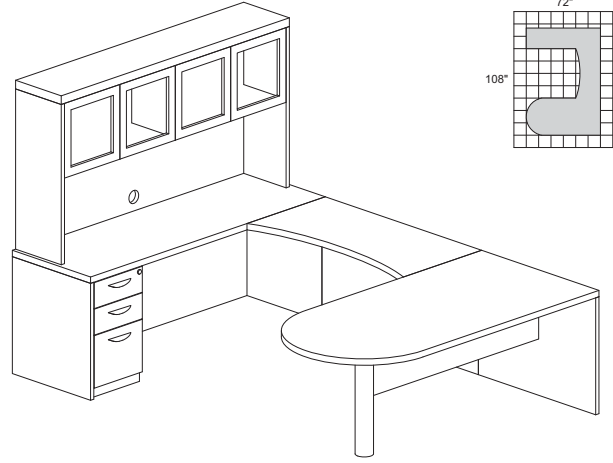


MIRA SERIES TYPICAL #15

Consists of:

QTY.	MODEL NO.	DESCRIPTION	LIST PRICE EACH
1	MPT3672	Peninsula Table	\$1040
1	MCR2472	Credenza Shell	\$872
1	MHUG3970	Hutch	\$1437
1	MBR2448	Bridge	\$445
1	MPFF22	Pedestal FF	\$669

SUITE MEU2

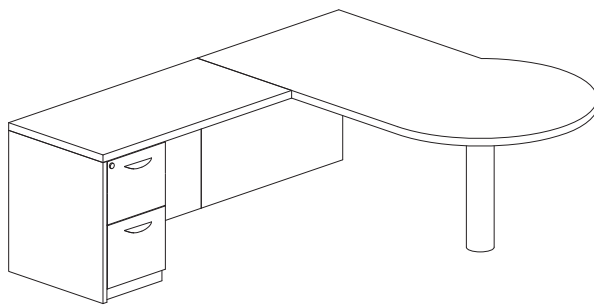
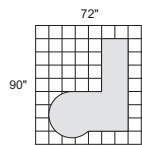
TOTAL: **\$4463**

MIRA SERIES TYPICAL #16

Consists of:

QTY.	MODEL NO.	DESCRIPTION	LIST PRICE EACH
1	MPT3672	Peninsula Table	\$1040
1	MCR2472	Credenza Shell	\$872
1	MHUG3970	Hutch	\$1437
1	MBR2448	Bridge	\$445
1	MPBBF22	Pedestal BBF	\$669

SUITE MEUB2

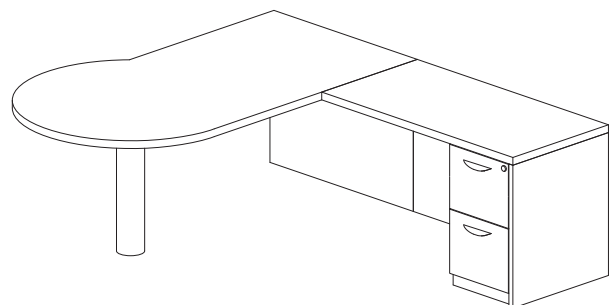
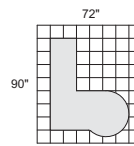
TOTAL: **\$4463**

MIRA SERIES TYPICAL #17

Consists of:

QTY.	MODEL NO.	DESCRIPTION	LIST PRICE EACH
1	MPCTR4272	P-Top, Right	\$1307
1	MRT2448	Return	\$568
1	MPFF22	Pedestal FF	\$669

SUITE MEL7R

TOTAL: **\$2544**

MIRA SERIES TYPICAL #18

Consists of:

QTY.	MODEL NO.	DESCRIPTION	LIST PRICE EACH
1	MPCTL4272	P-Top, Left	\$1307
1	MRT2448	Return	\$568
1	MPFF22	Pedestal FF	\$669

SUITE MEL7L

TOTAL: **\$2544**Modular
DeskingConference &
Training TablesHospitality/
Breakroom

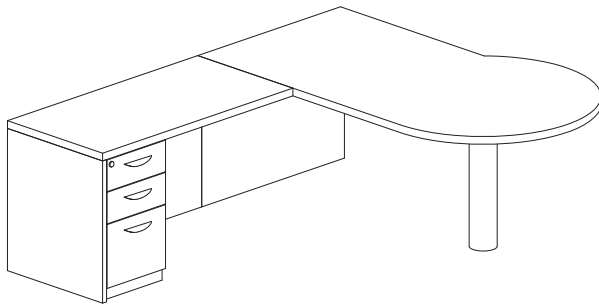
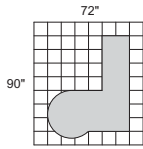
Seating

Folding/
StackingErgonomic
DesksHigh Density
Storage/FilingMailroom
Furniture

IT Furniture

Small Office
& Home OfficeDrafting
Furniture

MIRA SERIES TYPICALS

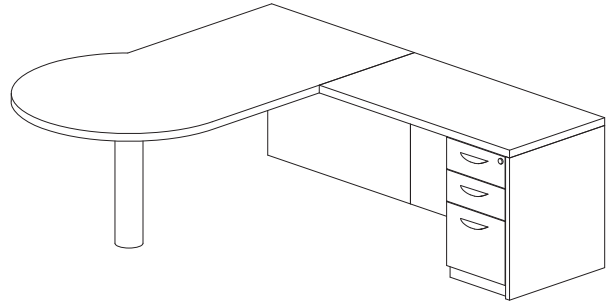
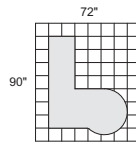


MIRA SERIES TYPICAL #19

Consists of:

QTY.	MODEL NO.	DESCRIPTION	LIST PRICE EACH
1	MPCTR4272	P-Top, Right	\$1307
1	MRT2448	Return	\$568
1	MPBBF22	Pedestal BBF	\$669

SUITE MELB7R

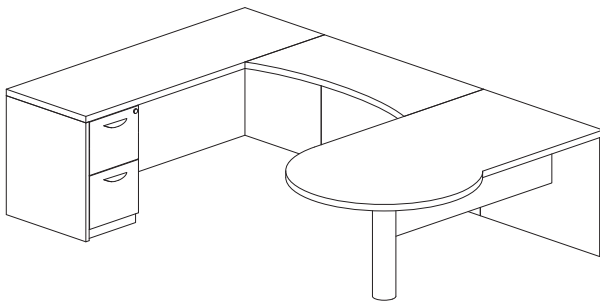
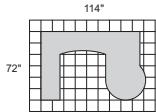
TOTAL: **\$2544**

MIRA SERIES TYPICAL #20

Consists of:

QTY.	MODEL NO.	DESCRIPTION	LIST PRICE EACH
1	MPCTL4272	P-Top, Left	\$1307
1	MRT2448	Return	\$568
1	MPBBF22	Pedestal BBF	\$669

SUITE MELB7L

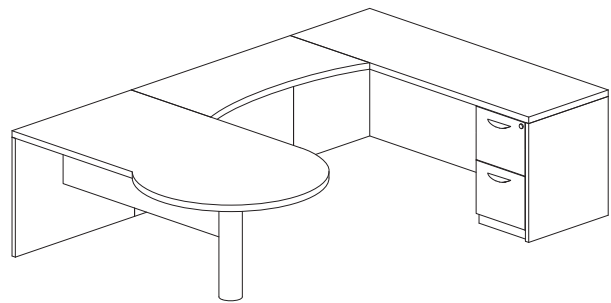
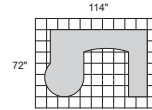
TOTAL: **\$2544**

MIRA SERIES TYPICAL #21

Consists of:

QTY.	MODEL NO.	DESCRIPTION	LIST PRICE EACH
1	MPCTR4272	P-Top, Right	\$1307
1	MCR2472	Credenza Shell	\$872
1	MBR2448	Bridge	\$445
1	MPFF22	Pedestal FF	\$669

SUITE MEU6R

TOTAL: **\$3293**

MIRA SERIES TYPICAL #22

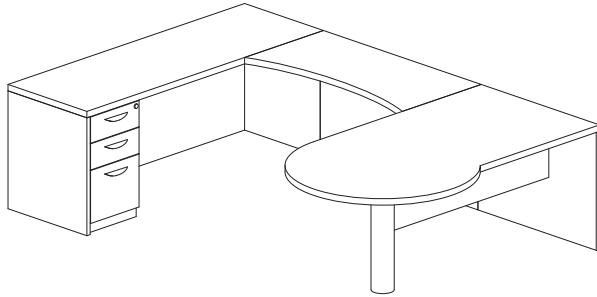
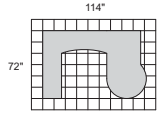
Consists of:

QTY.	MODEL NO.	DESCRIPTION	LIST PRICE EACH
1	MPCTL4272	P-Top, Left	\$1307
1	MCR2472	Credenza Shell	\$872
1	MBR2448	Bridge	\$445
1	MPFF22	Pedestal FF	\$669

SUITE MEU6L

TOTAL: **\$3293**

MIRA SERIES TYPICALS

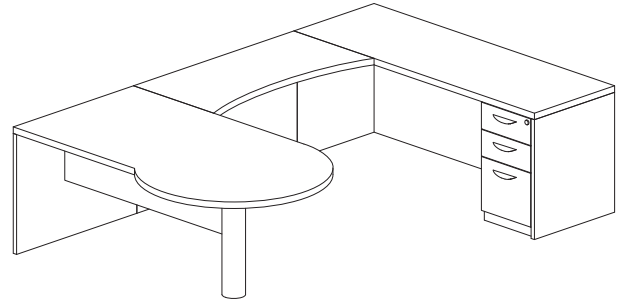
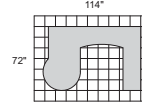


MIRA SERIES TYPICAL #23

Consists of:

QTY.	MODEL NO.	DESCRIPTION	LIST PRICE EACH
1	MPCTR4272	P-Top, Right	\$1307
1	MCR2472	Credenza Shell	\$872
1	MBR2448	Bridge	\$445
1	MPBBF22	Pedestal BBF	\$669

SUITE MEUB6R

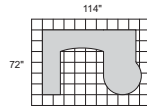
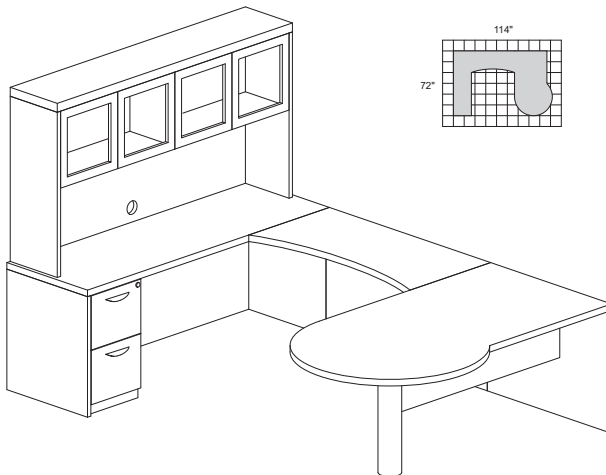
TOTAL: **\$3293**

MIRA SERIES TYPICAL #24

Consists of:

QTY.	MODEL NO.	DESCRIPTION	LIST PRICE EACH
1	MPCTL4272	P-Top, Left	\$1307
1	MCR2472	Credenza Shell	\$872
1	MBR2448	Bridge	\$445
1	MPBBF22	Pedestal BBF	\$669

SUITE MEUB6L

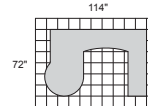
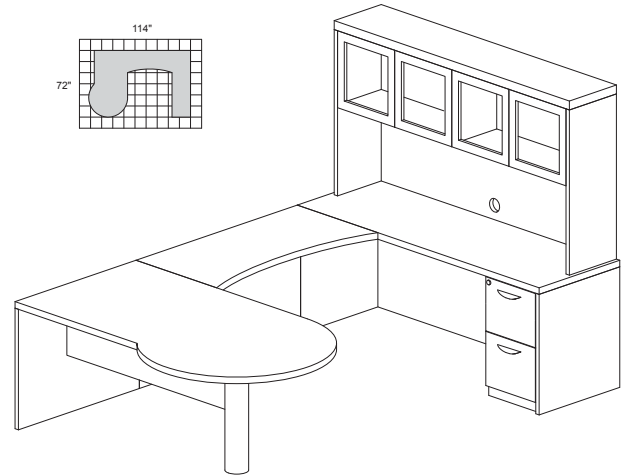
TOTAL: **\$3293**

MIRA SERIES TYPICAL #25

Consists of:

QTY.	MODEL NO.	DESCRIPTION	LIST PRICE EACH
1	MPCTR4272	P-Top, Right	\$1307
1	MCR2472	Credenza Shell	\$872
1	MHUG3970	Hutch	\$1437
1	MBR2448	Bridge	\$445
1	MPFF22	Pedestal FF	\$669

SUITE MEU5R

TOTAL: **\$4730**

MIRA SERIES TYPICAL #26

Consists of:

QTY.	MODEL NO.	DESCRIPTION	LIST PRICE EACH
1	MPCTL4272	P-Top, Left	\$1307
1	MCR2472	Credenza Shell	\$872
1	MHUG3970	Hutch	\$1437
1	MBR2448	Bridge	\$445
1	MPFF22	Pedestal FF	\$669

SUITE MEU5L

TOTAL: **\$4730**Modular
DeskingsConference &
Training TablesHospitality/
Breakroom

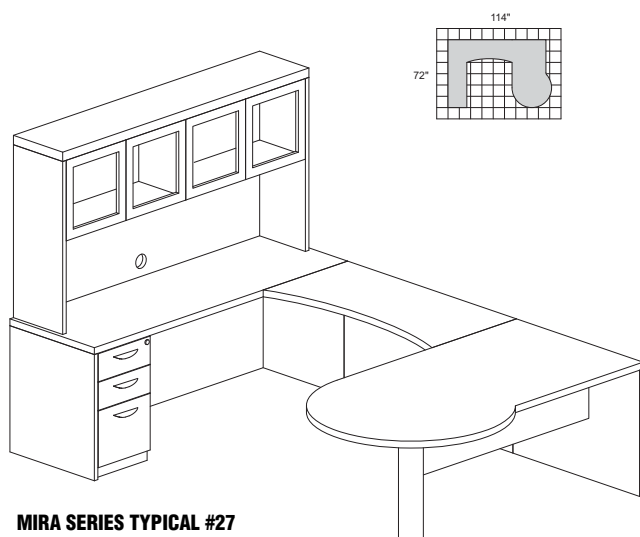
Seating

Folding/
StackingErgonomic
DesksHigh Density
Storage/FilingMailroom
Furniture

IT Furniture

Small Office
& Home OfficeDrafting
Furniture

MIRA SERIES TYPICALS

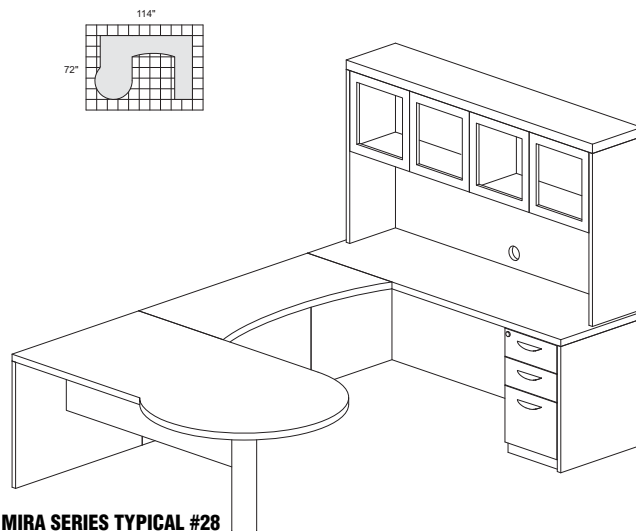


MIRA SERIES TYPICAL #27

Consists of:

QTY.	MODEL NO.	DESCRIPTION	LIST PRICE EACH
1	MPCTR4272	P-Top, Right	\$1307
1	MCR2472	Credenza Shell	\$872
1	MHUG3970	Hutch	\$1437
1	MBR2448	Bridge	\$445
1	MPBBF22	Pedestal BBF	\$669

SUITE MEUB5R

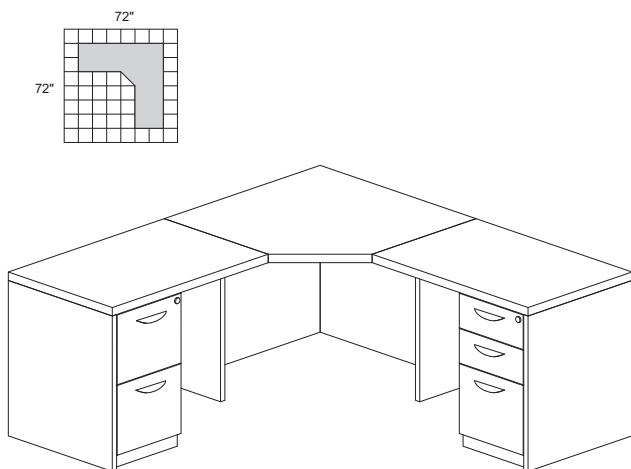
TOTAL: **\$4730**

MIRA SERIES TYPICAL #28

Consists of:

QTY.	MODEL NO.	DESCRIPTION	LIST PRICE EACH
1	MPCTL4272	P-Top, Left	\$1307
1	MCR2472	Credenza Shell	\$872
1	MHUG3970	Hutch	\$1437
1	MBR2448	Bridge	\$445
1	MPBBF22	Pedestal BBF	\$669

SUITE MEUB5L

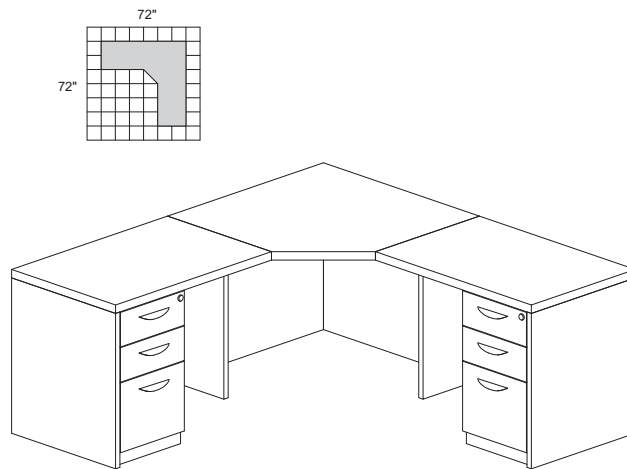
TOTAL: **\$4730**

MIRA SERIES TYPICAL #29

Consists of:

QTY.	MODEL NO.	DESCRIPTION	LIST PRICE EACH
1	MCU243636	Corner Table	\$696
1	MRT2436	Return	\$528
1	MRT2436	Return	\$528
1	MPBBF22	Pedestal BBF	\$669
1	MPFF22	Pedestal FF	\$669

SUITE MCU7

TOTAL: **\$3090**

MIRA SERIES TYPICAL #30

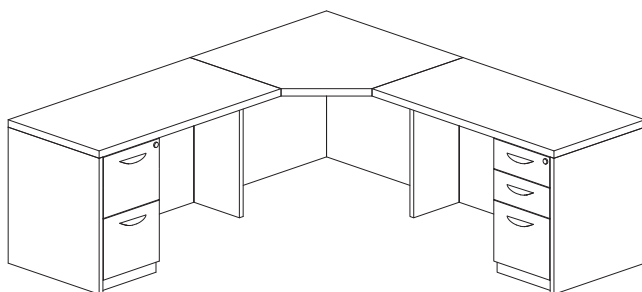
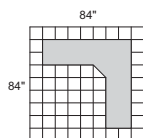
Consists of:

QTY.	MODEL NO.	DESCRIPTION	LIST PRICE EACH
1	MCU243636	Corner Table	\$696
1	MRT2436	Return	\$528
1	MRT2436	Return	\$528
1	MPBBF22	Pedestal BBF	\$669
1	MPBBF22	Pedestal BBF	\$669

SUITE MCUB7

TOTAL: **\$3090**

MIRA SERIES TYPICALS

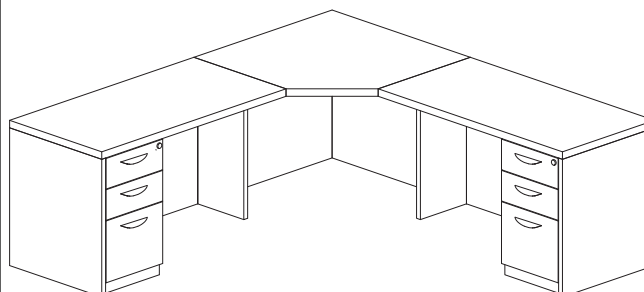
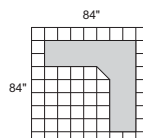


MIRA SERIES TYPICAL #31

Consists of:

QTY.	MODEL NO.	DESCRIPTION	LIST PRICE EACH
1	MCU243636	Corner Table	\$696
1	MRT2448	Return	\$568
1	MRT2448	Return	\$568
1	MPBBF22	Pedestal BBF	\$669
1	MPFF22	Pedestal FF	\$669

SUITE MCU6

TOTAL: **\$3170**

MIRA SERIES TYPICAL #32

Consists of:

QTY.	MODEL NO.	DESCRIPTION	LIST PRICE EACH
1	MCU243636	Corner Table	\$696
1	MRT2448	Return	\$568
1	MRT2448	Return	\$568
1	MPBBF22	Pedestal BBF	\$669
1	MPBBF22	Pedestal BBF	\$669

SUITE MCUB6

TOTAL: **\$3170**

LOUNGE FURNITURE



- All models in all finishes are available on both the Kwik-Ship and Fast Freight delivery programs with no quantity limitations.


PRESTIGE SERIES

- All seated surface areas are genuine leather and available in Black.
- Platforms on Prestige Series are available in Sierra Cherry or Mahogany finish. Please specify.

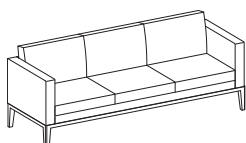


VCL1

Model No.	Description	Outside Dimensions	Seated Area	Seat Ht.	Wt.	List Price
VCL1	Chair	33 1/4"W x 29"D x 29 1/4"H	24 1/4"W x 20"D x 12 1/4"H	17"	109#	\$962
VCL2	Settee	53 1/2"W x 29"D x 29 1/4"H	44 1/2"W x 20"D x 12 1/4"H	17"	150#	\$1538
VCL3	Sofa	77 1/2"W x 29"D x 29 1/4"H	68 1/2"W x 20"D x 12 1/4"H	17"	183#	\$2003



VCL2



VCL3

SANTA CRUZ LOUNGE SERIES

- Available in either Black leather (standard with Mahogany feet) or Almond leather (standard with Black feet). Optional foot kit colors available.
- Buffalo split polyurethane coated leather on all seated surfaces.
- Mobile chair includes heavy-duty black double wheel casters in the front, black wood feet in the back.
- Mobile chair available with or without tablet.
- Mobile chair tablet: 360° swivel (15"W x 12"D), tablet height 27", available in Chestnut finish.
- Brushed aluminum handle on mobile chair back for easy mobility.
- Foot kit finish options: Cherry, Golden Cherry, Espresso, Maple, Bourbon Cherry, or Black.
- Storage ottoman standard with four casters for easy mobility.
- CA117 approved.



VCCMT

Model No.	Description	Outside Dimensions	Seated Area	Seat Ht.	List Price
VCCM	Mobile Lounge Chair	31"W x 33"D x 30 3/4"H	18 1/2"W x 21"D x 11 3/4"H	19"	\$1106
VCCMT	Mobile Lounge Chair With Tablet	31"W x 33"D x 30 3/4"H	18 1/2"W x 21"D x 11 3/4"H	19"	\$1328
VCC	Storage Ottoman	17 1/2"W x 17 1/2"D x 18 1/2"H	17 1/2"W x 17 1/2"D x 18 1/2"H	18 1/2"	\$442
VCC1	Chair	36"W x 34 1/4"D x 32 1/4"H	21 1/2"W x 22"D x 13 1/4"H	19"	\$1084
VCC2	Settee	55"W x 34 1/4"D x 32 1/4"H	41"W x 22"D x 13 1/4"H	19"	\$1616
VCC3	Sofa	75 1/4"W x 34 1/8"D x 32 1/4"H	61"W x 22"D x 13 1/4"H	19"	\$2100
VCCL	Optional Foot Kits for VCC1, VCC2 & VCC3	See available finishes above.	2"W x 3"D x 3 1/2"H		\$57



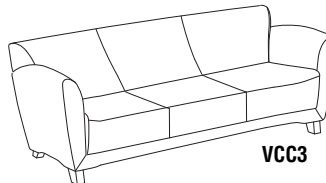
VCC



VCC1



VCC2



VCC3

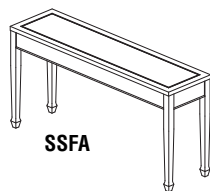


VCCL

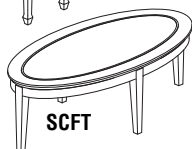
OCCASIONAL TABLES

SORRENTO TABLES

- Table surfaces consist of a Bourbon Cherry finish on a Cherry veneer border with a Walnut inlay surrounding Bird's Eye Maple panel or Espresso finish on Walnut veneer.



SSFA



SCFT

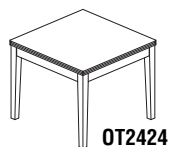


SET

Model No.	Description	Dimensions	Wt.	List Price
SSFA	Sofa Table	16"W x 60"D x 30"H	75#	\$728
SCFT	Coffee Table – Oval	48"W x 24"D x 15"H	49#	\$670
SET	End Table	24"W x 24"D x 24"H	33#	\$489

LUMINARY TABLES

- Table surfaces offered in choice of Maple finish on Maple veneer and Cherry finish on Cherry veneer.

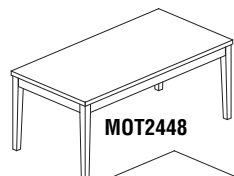


OT2424

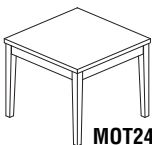
Model No.	Description	Dimensions	Wt.	List Price
OT2424	End Table	24"W x 24"D x 20"H	23#	\$568

MIRA TABLES

- Table surfaces offered in Medium Cherry surface on Cherry veneer.



MOT2448



MOT2424

Model No.	Description	Dimensions	Wt.	List Price
MOT2448	Coffee Table	48"W x 24"D x 16"H	49#	\$729
MOT2424	End Table	24"W x 24"D x 20"H	23#	\$609

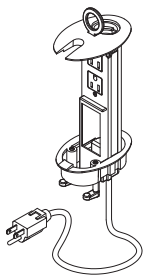
REAL OFFICE OPTIONS

POWER AND DATA OPTIONS

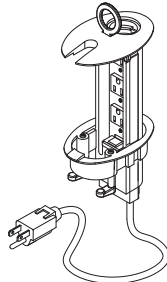
Mayline's Power and Data Modules easily field install into desk and conference table tops, providing a combination of power outlets and data jacks.

- Templates for field installation are included with each power module.

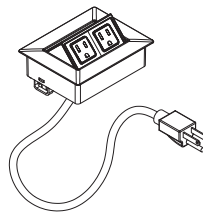
Model No.	Description	Dimensions	Wt.	List Price
PMR22	Power and Data Module with 2 Power and 2 Data Outlets (Black)	3"W x 4 1/2"D x 8"H	2#	\$179
PMR30	Power Module with 3 Power Outlets (Black)	3"W x 4 1/2"D x 8"H	2#	\$188
PM20	Power Module with 2 Power Outlets (Black)	5 3/8"W x 4 1/4"D	2#	\$280
PM22	Power and Data Module with 2 Power and 2 Data Outlets (Silver)	8 1/4"W x 4 3/8"D	4#	\$427
PM44	Power and Data Module with 4 Power and 4 Data Outlets (Silver)	8"W x 8 1/4"D	5#	\$854



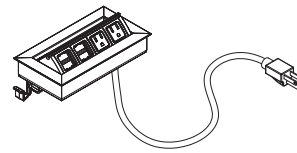
PMR22



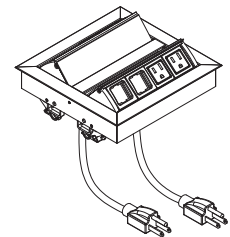
PMR30



PM20



PM22



PM44

GROMMET OPTIONS

Mayline's Grommet Options are available in 8 different styles providing you with the perfect solution.

- All grommets are field installed.

Model No.	Description	Dimensions	Wt.	List Price
F740	Recommended for Desk Tops (Black, Taupe, White, Gray)	2 3/4"W x 2 1/8"D	1#	\$23
GMT1	Recommended for Conference Table and Desk Tops (Black Only)	3 1/2"W x 2"D	1#	\$24
GMT2	Recommended for Conference Table Tops (Black Only)*	6 1/4"W x 3 1/4"D	1#	\$24
REALS099	Recommended for Conference Table Tops (Silver Only)*	6 1/4"W x 3 1/4"D	1#	\$23
REALS100	Recommended for Conference Table and Desk Tops (Silver)	2 5/8"D	1#	\$23
REALS104	Recommended for Hutch Back Panels (Black)	1 5/8"D	1#	\$20
REALS276	Recommended for Hutch Back Panels, Modesty Panels and Peds (Black)	2 5/8"D	1#	\$20
REALS277	Recommended for Peds, Desk, Credenza or Return End Panels	2"W x 2"D	1#	\$20

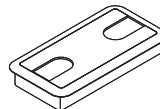
* Is not recommended for Corsica Conference Table Tops



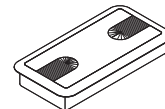
F740



GMT1



GMT2



REALS099



REALS100



REALS104



REALS276

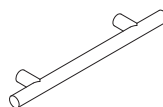
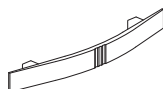
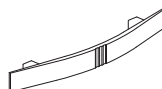
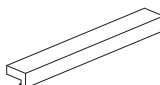


REALS277

REAL OFFICE OPTIONS

HANDLE OPTIONS

Model No.	Description	Dimensions	Finish	List Price
CP3	Luminary, Mira	4"W, with 1 1/4" Center	Chrome/Black	\$17
CP6	Luminary, Mira, Eclipse	6"W, with 3 3/4" Center	Chrome/Black	\$17
WP4	Luminary, Mira, Eclipse	4"W, with 3 3/4" Center	Chrome/Black	\$17
BP6	Luminary, Mira, Eclipse	6"W, with 3 3/4" Center	Chrome/Black	\$17
REALS010	Corsica, Napoli	7"W, with 6 1/4" Center	Satin Nickel	\$17
REALS011	Corsica, Napoli	7"W, with 6 1/4" Center	Black	\$17
REALS281	Corsica, Napoli	7 1/2"W, with 6 1/4" Center	Black	\$17
REALS282	Corsica, Napoli	7 1/2"W, with 6 1/4" Center	Satin Nickel	\$17
REALS191	Aberdeen, Brighton, Sorrento	7"W, with 5" Center	Satin Nickel	\$17
REALS283	Aberdeen, Brighton, Sorrento	7 1/2"W, with 5" Center	Satin Nickel	\$19
REALS284	Aberdeen, Brighton, Sorrento	7 1/2"W, with 5" Center	Black	\$19
REALS285	Aberdeen, Brighton, Sorrento	6 1/2"W, with 5" Center	Satin Nickel	\$19
REALS286	Aberdeen, Brighton, Sorrento	6 1/2"W, with 5" Center	Black	\$19
REALS287	Aberdeen, Brighton, Sorrento	6 1/2"W, with 5" Center	Satin Nickel	\$15
REALS288	Aberdeen, Brighton, Sorrento	6 1/2"W, with 5" Center	Black	\$14

**CP3****CP6****WP4****BP6****REALS010****REALS011****REALS281****REALS282****REALS191****REALS283****REALS284****REALS285****REALS286****REALS287****REALS288**

Modular Desking



TRANSACTION®
CS II
Communication Station®

TRANSACTION® SERIES



Sleek outside, smart inside, TransAction is a system that does it all. It offers basic benching for teams on the go, personalized workstations that provide privacy and focus, extreme technology options for applications such as trading floors and even upscale multi-media conference rooms. An easy to specify and assemble starter/adder system for single- or dual-sided workstations makes TransAction an ideal solution for the office environment that needs to maximize space and be flexible enough for a variety of users. TransAction has real style, flexibility and a price point that will appeal to any business.



WORKSTATIONS

29.5" Surface height. Depth – 30" single-sided; 60" dual-sided. Standard widths 48", 60" and 72" wide. Standard workstation consists of work surfaces with or without access panels, a beam and trough, leg panels (starter unit – two end legs with 2 outer and 2 inner panels; adder – one leg with two inner panels). New 120 Degree/3 Workstation Pod now available. Trough power kits attach to infeed cables that exit the system through the bottom of the inner leg panel to the floor. Leg panels, trough and beam are made of painted steel. **Available in all Mayline Corporate paint finishes including new Tech Silver.**

WORK SURFACES AND LEG PANEL INSERT

1 1/8" High-pressure laminate surfaces with a PVC knife front edge T-mold and 3mm side edging. Leg panel laminate insert is a thin layer of laminate glued to steel leg. **Available in over 600 HPL patterns with coordinating T-mold or 3mm edging in Black, Taupe, Warm Gray, Ice Gray or Silver.**

STORAGE

Attached non-handed returns in 42" or 48" widths are supported by pedestals or two-drawer lateral files. Box-Box-File or File-File pedestals and lateral files are painted steel available in all Mayline Corporate finishes. Pencil drawers can be added to each workstation, in black only. Freestanding pedestals can be mobilized for users that share storage or are only in the office occasionally in shared workstations. Limited color selection. A full line of lateral files or bookcases can be added to a work environment to provide additional freestanding storage. **Available in all Mayline Corporate paint finishes including new Tech Silver.**

TECHNOLOGY ACCESSORIES

TransAction features a complete system for flat screen displays including sleek and functional aluminum monitor poles and monitor support arms in single- and dual-extensions. The system includes pole, support arms, and wire management that are bolted to the workstation beam. Up to eight monitors can be mounted to the pole in various configurations using the support arms. Though designed as part of the TransAction product line these accessories can be bolted to any work surface. We also offer CPU holders and keyboard support options.

PANELS AND SCREENS

Eco-friendly tackable fabric panels available as standard in our corporate fabrics. Painted steel mounting brackets bolt the panels to the center beam and anti-skid tape to the front of the work surface. Acrylic screens also available as standard in frosted Green Crystal Ice acrylic with flame polished edges. Acrylic screens are attached with brushed silver zinc brackets to the beam. Both panels and screens can be used to delineate individual work areas or provide minimal privacy. Additional fabrics or acrylic colors in a variety of designs are available at additional fees and longer lead times. **Standard production lead time for panels is 4 weeks.**

Power Components: Preconfigured power kits as well as power feeds are available for TransAction to make your job easier. Special requests can also be addressed with additional lead time and fees required. **Production lead time for power components is 3-4 weeks.**

Kwik-Ship: Select models and finishes are available on the Kwik-Ship delivery program. Look for the "❖" designation in the charts below. Quantities are limited to 5 of any model per order. For additional quantities on standard lead-time, please call Customer Service.

Kwik-Ship Finishes:

Base: Tech Silver Paint Finish

Tops: HPL – Witchcraft or Biltmore Cherry with Tech Silver knife-edge.

Green Crystal Ice Acrylic Screens

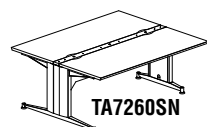
TRANSACTION® DESKING

DUAL-SIDED WORKSTATIONS

Standard:

- Easy starter/adder system.
- A starter unit can be a free standing dual-sided work space.
- Sturdy welded steel beam and trough construction.
- Trough provides space for power and data management.
- Units can support attached pedestals, returns, keyboard trays, pencil drawers and CPU holders.
- Two Work Surfaces – back-to-back 48", 60", or 72"W/ overall depth of 60" with or without access panels.
- Leg Assembly: Two for Starter, one for Adder.
- Adders can be added to the left or right of the Starter.
- Beam also supports above surface monitor supports and privacy partitions.
- Trough Access Panels optional – Suffix "N" designates without access panels.
- All attachment hardware included.
- Finishes – refer to page 118.

DUAL-SIDED WITHOUT ACCESS PANELS



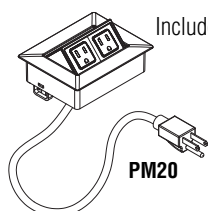
TA7260SN



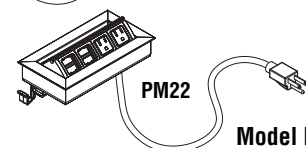
TA7260AN

Model No.	Description	Wt.	List Price
TA4860SN	48"W x 60"D x 29.5"H Starter w/o access panels	248#	❖ \$3545
TA6060SN	60"W x 60"D x 29.5"H Starter w/o access panels	253#	\$3797
TA7260SN	72"W x 60"D x 29.5"H Starter w/o access panels	278#	\$4042
TA4860AN	48"W x 60"D x 29.5"H Adder w/o access panels	198#	❖ \$2712
TA6060AN	60"W x 60"D x 29.5"H Adder w/o access panels	223#	\$3038
TA7260AN	72"W x 60"D x 29.5"H Adder w/o access panels	248#	\$3218

DUAL-SIDED WITHOUT ACCESS PANELS WITH SURFACE POWER/DATA OPTIONS



PM20



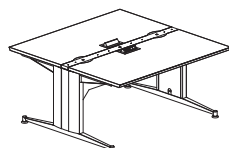
PM22

Includes workstation, factory cutouts and power module(s).

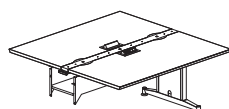
Model No.	Description	Option (Suffix)	Wt.	List Price
PM20	Power Module with 2 Power Outlets (Black only) and cutout	1	2#	\$280
PM22	Power and Data Surface Module with 2 Power and 2 Data Outlets (Silver only)	2	4#	\$427

Order Example: TA4860SN1 (See module options above)

48" x 60" starter without access panels includes (1) PM20 module and cutout in surface on each side of dual workstation.



TA6060SN2

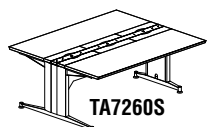


TA6060AN2

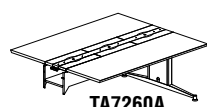
Model No.	Description	Wt.	List Price
TA4860SN1	48"W x 60"D x 29.5"H Starter w/o access panels/with (2) PM20 and cutouts	252#	\$4192
TA6060SN1	60"W x 60"D x 29.5"H Starter w/o access panels/with (2) PM20 and cutouts	257#	\$4444
TA7260SN1	72"W x 60"D x 29.5"H Starter w/o access panels/with (2) PM20 and cutouts	282#	\$4689
TA4860SN2	48"W x 60"D x 29.5"H Starter w/o access panels/with (2) PM22 and cutouts	256#	\$4471
TA6060SN2	60"W x 60"D x 29.5"H Starter w/o access panels/with (2) PM22 and cutouts	261#	\$4723
TA7260SN2	72"W x 60"D x 29.5"H Starter w/o access panels/with (2) PM22 and cutouts	286#	\$4968
TA4860AN1	48"W x 60"D x 29.5"H Adder w/o access panels/with (2) PM20 and cutouts	202#	\$3358
TA6060AN1	60"W x 60"D x 29.5"H Adder w/o access panels/with (2) PM20 and cutouts	227#	\$3685
TA7260AN1	72"W x 60"D x 29.5"H Adder w/o access panels/with (2) PM20 and cutouts	252#	\$3865
TA4860AN2	48"W x 60"D x 29.5"H Adder w/o access panels/with (2) PM22 and cutouts	206#	\$3638
TA6060AN2	60"W x 60"D x 29.5"H Adder w/o access panels/with (2) PM22 and cutouts	231#	\$3851
TA7260AN2	72"W x 60"D x 29.5"H Adder w/o access panels/with (2) PM22 and cutouts	256#	\$4144

DUAL-SIDED WITH ACCESS PANELS

For access panel preconfigured power kits, see page 121.



TA7260S



TA7260A

Model No.	Description	Wt.	List Price
TA4860S	48"W x 60"D x 29.5"H Starter w/ access panels	248#	\$3992
TA6060S	60"W x 60"D x 29.5"H Starter w/ access panels	253#	\$4357
TA7260S	72"W x 60"D x 29.5"H Starter w/ access panels	278#	\$4575
TA4860A	48"W x 60"D x 29.5"H Adder w/ access panels	198#	\$3177
TA6060A	60"W x 60"D x 29.5"H Adder w/ access panels	223#	\$3609
TA7260A	72"W x 60"D x 29.5"H Adder w/ access panels	248#	\$3794

❖ Indicates Kwik-Ship models.

SINGLE-SIDED WORKSTATIONS

Standard:

- Easy starter/adder system.
- A starter unit can be a freestanding single-sided work space.
- Sturdy welded steel beam and trough construction.
- Trough provides space for power and data management.
- Units can support attached pedestals, returns, keyboard trays, pencil drawer, and CPU holders.
- Trough Access Panels optional - Suffix "N" designates without access panels.
- Finishes – refer to page 135.
- Leg Assembly: Two for Starter, one for Adder.
- Single-sided adders can only be added to the right side of the starter.
- Beam also supports above surface monitor supports and privacy partitions.
- Legs provide vertical cable routing from floor-to-trough.
- All attachment hardware included.
- Work Surfaces are available in 48", 60", or 72" W/ overall depth of 30" with or without access panels.

SINGLE-SIDED WITHOUT ACCESS PANELS



TA7230SN

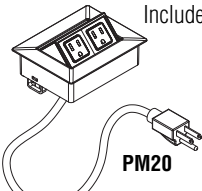


TA7230AN

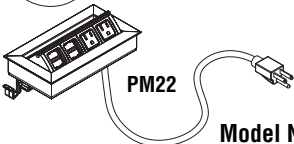
Model No.	Description	Wt.	List Price
TA4830SN	48"W x 30"D x 29.5"H Starter w/o access panels	156#	\$2702
TA6030SN	60"W x 30"D x 29.5"H Starter w/o access panels	169#	\$2956
TA7230SN	72"W x 30"D x 29.5"H Starter w/o access panels	182#	\$3088
TA4830AN	48"W x 30"D x 29.5"H Adder w/o access panels	140#	\$2026
TA6030AN	60"W x 30"D x 29.5"H Adder w/o access panels	153#	\$2227
TA7230AN	72"W x 30"D x 29.5"H Adder w/o access panels	164#	\$2340

SINGLE-SIDED WITHOUT ACCESS PANELS WITH SURFACE POWER/DATA OPTIONS

Includes workstation, cutouts and power module(s).



PM20

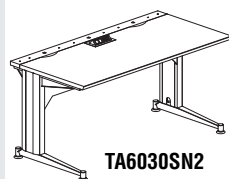


PM22

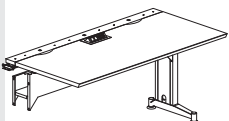
Model No.	Description	Option (Suffix)	Wt.	List Price
PM20	Power Module with 2 Power Outlets (Black) and cutout	1	2#	\$280
PM22	Power and Data Surface Module with 2 Power and 2 Data Outlets (Silver only)	2	4#	\$427

Order Example: TA4830SN1 (See module options above)

48" x 30" starter without access panels includes (1) PM20 module and cutout in surface on each side of dual workstation.



TA6030SN2

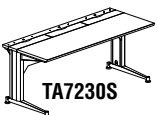


TA6030AN2

Model No.	Description	Wt.	List Price
TA4830SN1	48"W x 30"D x 29.5"H Starter w/o access panels/with (1) PM20 and cutouts	160#	\$3026
TA6030SN1	60"W x 30"D x 29.5"H Starter w/o access panels/with (1) PM20 and cutouts	173#	\$3279
TA7230SN1	72"W x 30"D x 29.5"H Starter w/o access panels/with (1) PM20 and cutouts	186#	\$3412
TA4830SN2	48"W x 30"D x 29.5"H Starter w/o access panels/with (1) PM22 and cutouts	164#	\$3166
TA6030SN2	60"W x 30"D x 29.5"H Starter w/o access panels/with (1) PM22 and cutouts	177#	\$3419
TA7230SN2	72"W x 30"D x 29.5"H Starter w/o access panels/with (1) PM22 and cutouts	190#	\$3551
TA4830AN1	48"W x 30"D x 29.5"H Adder w/o access panels/with (1) PM20 and cutouts	144#	\$2349
TA6030AN1	60"W x 30"D x 29.5"H Adder w/o access panels/with (1) PM20 and cutouts	157#	\$2550
TA7230AN1	72"W x 30"D x 29.5"H Adder w/o access panels/with (1) PM20 and cutouts	168#	\$2664
TA4830AN2	48"W x 30"D x 29.5"H Adder w/o access panels/with (1) PM22 and cutouts	148#	\$2489
TA6030AN2	60"W x 30"D x 29.5"H Adder w/o access panels/with (1) PM22 and cutouts	161#	\$2690
TA7230AN2	72"W x 30"D x 29.5"H Adder w/o access panels/with (1) PM22 and cutouts	172#	\$2803

SINGLE-SIDED WITH ACCESS PANELS

For access panel preconfigured power kits, see page 121.



TA7230S



TA7230A

Model No.	Description	Wt.	List Price
TA4830S	48"W x 30"D x 29.5"H Starter w/ access panels	156#	\$2887
TA6030S	60"W x 30"D x 29.5"H Starter w/ access panels	169#	\$3234
TA7230S	72"W x 30"D x 29.5"H Starter w/ access panels	182#	\$3385
TA4830A	48"W x 30"D x 29.5"H Adder w/ access panels	140#	\$2211
TA6030A	60"W x 30"D x 29.5"H Adder w/ access panels	153#	\$2504
TA7230A	72"W x 30"D x 29.5"H Adder w/ access panels	164#	\$2635

TRANSACTION® DESKING POWER OPTIONS

Standard Power Options:


- UL Recognized and CSA Certified Components.
- Convenient kits provide easy specifying.
- Additional options available upon special request to meet your requirements.
- Maximum of 80 receptacles per 4-circuit starter (10 dual-sided/20 single-sided); 8 receptacles per dual-sided block; 4 receptacles per single-sided block.
- It is the customer's responsibility to ensure that the use of electrical systems including the number of receptacles on a given circuit and connection to building power source, be in compliance with all electrical codes.

POWER INFEEED OPTIONS



- All circuits rated for 20 AMPS and are energized; includes female connector, length of flex cable and box connector.
- Up to 10 power blocks per hardwire cable.

Model No.	Description	List Price
TAESC72	72" Hardwire Starter Cable	\$178
TAESC108	108" Hardwire Starter Cable	\$230
TAESC144	144" Hardwire Starter Cable	\$281



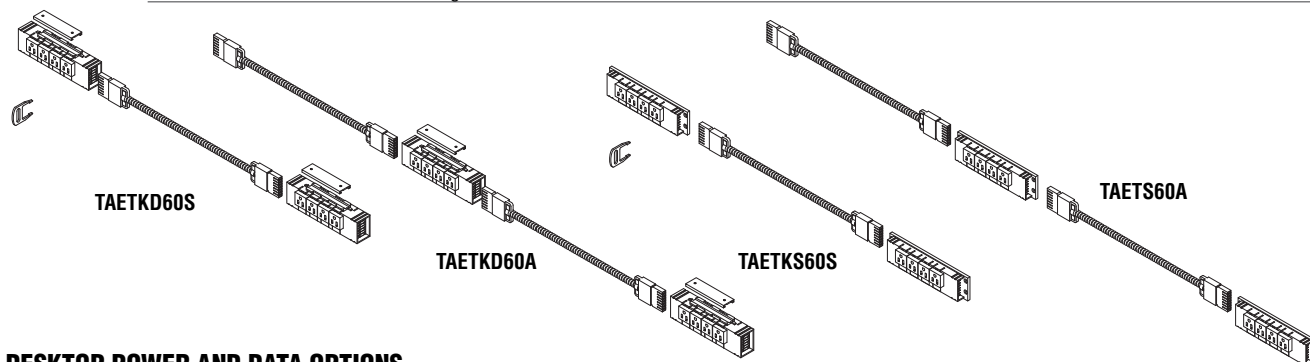
TAESC72

DESKING POWER KITS



- All preconfigured power kits include (2) 8-wire 4-circuit double duplex single- or double-sided power blocks, appropriate length interconnecting cables, mounting brackets and simplex removal tools and brackets as needed for ease of layout and installation.
- Special order systems available upon request.

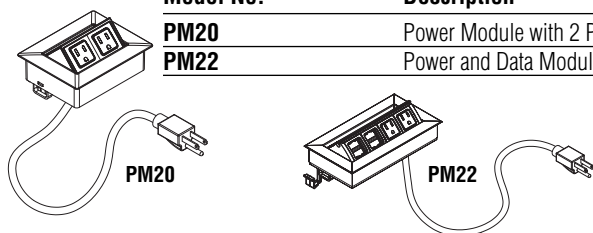
Model No.	Description	List Price
TAETKD48S	48" Double-Sided/Double Block Starter Kit	\$543
TAETKD60S	60" Double-Sided/Double Block Starter Kit	\$572
TAETKD72S	72" Double-Sided/Double Block Starter Kit	\$589
TAETKD48A	48" Double-Sided/Double Block Adder Kit	\$670
TAETKD60A	60" Double-Sided/Double Block Adder Kit	\$699
TAETKD72A	72" Double-Sided/Double Block Adder Kit	\$716
TAETKS48S	48" Single-Sided/Double Block Starter Kit	\$387
TAETKS60S	60" Single-Sided/Double Block Starter Kit	\$417
TAETKS72S	72" Single-Sided/Double Block Starter Kit	\$434
TAETKS48A	48" Single-Sided/Double Block Adder Kit	\$513
TAETKS60A	60" Single-Sided/Double Block Adder Kit	\$544
TAETKS72A	72" Single-Sided/Double Block Adder Kit	\$561



DESKTOP POWER AND DATA OPTIONS

Mayline's desktop power and data options easily install using cutting templates included with each module. Field cut and installed. For units including precut holes and power modules, see pages 119 and 120 for pricing.

Model No.	Description	Wt.	List Price
PM20	Power Module with 2 Power Outlets (Black)	2#	\$280
PM22	Power and Data Module with 2 Power and 2 Data Outlets (Silver)	4#	\$427



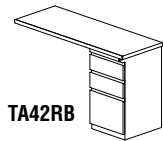
PM20

PM22

RETURNS

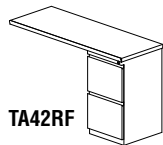
Standard:

- Used to create "L" return.
- Available in 42" and 48" widths.
- Three attached storage options – Box-Box-File or File-File pedestals or a 2-drawer lateral file.
- Returns are non-handed.
- No modesty panel.
- Must attach to workstation/ Not a freestanding unit.
- All attachment hardware included.
- Finishes – refer to page 135.



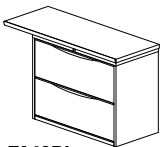
TA42RB

Model No.	Description	Wt.	List Price
TA42RB	42"W x 18"D x 29.5"H return with Pedestal/Box/Box/File	81#	\$640
TA42RF	42"W x 18"D x 29.5"H return with Pedestal/File/File	79#	\$620
TA42RL	42"W x 19"D x 29.5"H return with 2 Drawer Lateral File	139#	\$893



TA48RF

TA48RB	48"W x 18"D x 29.5"H return with Pedestal/Box/Box/File	86#	\$647
TA48RF	48"W x 18"D x 29.5"H return with Pedestal/File/File	84#	\$625
TA48RL	48"W x 18"D x 29.5"H return with 2 Drawer Lateral File	145#	\$896

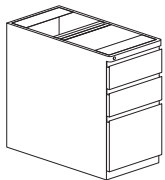


TA42RL

TRANSACTION® STORAGE

There are a variety of storage options to use with TransAction or other Mayline products. These range from standard height fixed and mobile pedestals and laterals to mobile pedestals and laterals with cushions for extra seating when needed. Storage towers and towers with wardrobe closets are also now available to match Mayline Corporate colors and configurations.

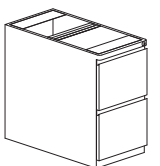
- Mayline "C" pedestals can be attached to TransAction workstations or mobile as required.
- Pedestals have "J" style pulls, full extension ball bearings and locks as standard.
- Support legal and letter filing widths.
- Unique recessed base design allows casters to be added without adding additional height to the pedestal.
- CSII 2-drawer lateral files are used in one return option.
- The complete line of CSII lateral files and bookcases can be added for freestanding storage options.
- Refer to page 146 for information and pricing.



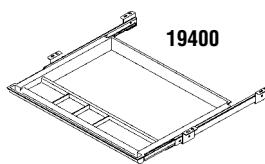
C8817B

Model No.	Description	Wt.	List Price
C8817B	15"W x 17 1/2"D x 28"H B/B/F	50#	❖ \$545
C8817F	15"W x 17 1/2"D x 28"H F/F	48#	❖ \$545
C8817M	17"D – Mobile Kit	28#	❖ \$76

19400	Pencil Drawer – 21"W x 16"D x 2"H – Black only	4#	\$83
--------------	--	----	------



C8817F



19400

TRANSACTION STORAGE

CUSHION MOBILE PEDESTALS

- Box/File mobile pedestal.
- Counterweight included for stability.
- 1 1/2" cushion attaches to full metal top with dual-lock strips.
- Full pull drawer fronts and top lock strip with handle.
- Black plastic casters (2 locking and 2 non-locking).
- File available in Mayline Corporate colors, including Tech Silver.
- Cushions available in Black (BL) or Gray (GY); for COM fabric, please contact Customer Service for additional price and lead times.

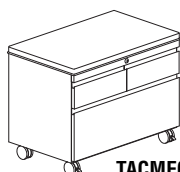


TACMP

Model No.	Description	Dimensions	Wt.	List Price
TACMP	Cushion Mobile Pedestal	23"H x 18 7/8"D x 15 1/4"W	60#	\$931

CUSHION MOBILE FILE CENTER

- 1 1/2" cushions attached to full metal top with dual-lock strips.
- All drawers feature full extension slides.
- 2 box/1 file drawer configuration only.
- Full pull drawers with top lock strip.
- Black plastic casters (2 locking and 2 non-locking).
- File available in Mayline Corporate colors, including Tech Silver.
- Cushions available in Black (BL) or Gray (GY); for COM fabric, please contact Customer Service for additional price and lead times.

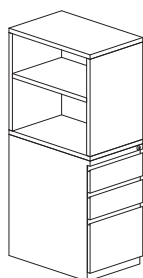


TACMFC

Model No.	Description	Dimensions	Wt.	List Price
TACMFC	Cushion Mobile File Center 2 box drawers/one file drawer	24 1/8"H x 18 3/8"D x 30 1/2"W	120#	\$1675

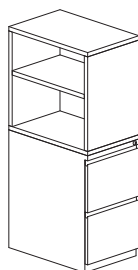
BOOKCASE TOWER

- Storage unit that includes a bookcase and pedestal.
- Steel frame construction is welded and channels are formed in key areas for strength.
- Single adjustable shelf with a load capacity of 61 lbs.
- File/File and Box/Box/File drawer configurations available for tower on right or left side of workstation.
- Full pull drawers with top lock strip.
- All drawers feature full extension slides which include "anti-rebound" and "quick disconnect" features.
- Single key lock included.
- Towers include counterweight to meet ANSI-BIFMA standards for stability.
- Leveling glides allow for 1 5/8" adjustment.

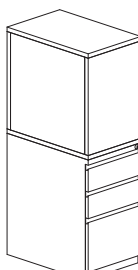


TAST51LB

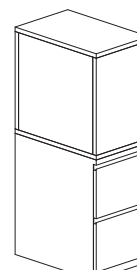
Model No.	Description	Dimensions	Wt.	List Price
TAST51LB	Left facing bookcase/box/box/file ped	51 3/8"H x 23 1/2"D x 15 1/4"W	90#	\$1370
TAST51LF	Left facing bookcase/file/file ped	51 3/8"H x 23 1/2"D x 15 1/4"W	85#	\$1418
TAST51RB	Right facing bookcase/box/box/file ped	51 3/8"H x 23 1/2"D x 15 1/4"W	90#	\$1370
TAST51RF	Right facing bookcase/file/file ped	51 3/8"H x 23 1/2"D x 15 1/4"W	85#	\$1418



TAST51LF



TAST51RB

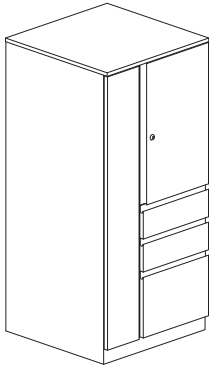


TAST51RF

TRANSACTION STORAGE

BOOKCASE WARDROBE TOWER

- Storage unit that includes a bookcase, wardrobe and pedestal.
- Steel frame construction is welded and channels are formed in key areas for strength.
- Single adjustable shelf with a load capacity of 61 lbs.
- File/File and Box/Box/File drawer configurations available for tower on right or left side of workstation.
- Full pull drawers with lock strip with handle.
- All drawers feature full extension slides which include “anti-rebound” and “quick disconnect” features.
- Tower includes two locks keyed alike.
- Towers include counterweight to meet ANSI-BIFMA standards for stability.
- Leveling glides allow for 1 5/8" adjustment.



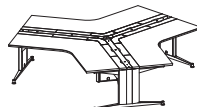

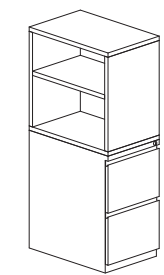
TAST51WLB

Model No.	Description	Dimensions	Wt.	List Price
TAST51WLB	Coat door left/box/box/file ped	51 3/8"H x 23 1/2"D x 23 1/2"W	162#	\$2145
TAST51WLF	Coat door left/file/file ped	51 3/8"H x 23 1/2"D x 23 1/2"W	159#	\$2072
TAST51WRB	Coat door right/box/box/file ped	51 3/8"H x 23 1/2"D x 23 1/2"W	162#	\$2145
TAST51WRF	Coat door right/file/file ped	51 3/8"H x 23 1/2"D x 23 1/2"W	159#	\$2072

TRANSACTION® 120 DEGREE 3-POD WORKSTATION

New TransAction 120 Degree Workstation unit provides three roomy work units for individuals who require more surface space yet need to be part of a collaborative work unit. Angled acrylic panels divide workspaces visually while allowing for communication among team members. Optional storage towers add a place to put personal and work items without cluttering the work surface.

- Three person workstation pod with access panels for power and data.
- Same beam and trough construction as rectangular modular TransAction.
- Work surfaces are 30" deep and curve in a 120-degree angle.
- Monitor posts can be located on the center core or along the beam between workstations. All attachment hardware included. Units can support attached pedestals, keyboard trays, pencil drawers, and CPU holders. Available in all Mayline Corporate colors, and HPL with knife-edge trim.

	Model No.	Description	Wt.	List Price
	TA120S	3 workstations each 30"D x 102"W x 29 1/2"H Joined with a center core that can accommodate an optional monitor post. Tops with access panels to trough.	628#	\$10215
	120 DEGREE ACCESSORIES/OPTIONS			
	Model No.	Description	Wt.	List Price Each
	TAAP5418D	54" Acrylic Divider Panel 18"-10"H. 3 panels would be required to divide the work stations as shown.	12#	\$636
	TADC120S	Steel data access channel (in 3 sections)	24#	\$426
	TAMSP	Single post – 15"H x 3"Dia.	7 1/4#	\$125
	TAM2	Single-monitor arm support – dual extension* 3 arms would be required for a monitor support at each work station.	4 1/2#	\$165
	TAST51LF	Storage tower	90#	\$1418
	TAETKD60S	Power Kit – Starter 60"**		\$572
	TAETKD60A	Power Kit – Adder 60"** 2 Adder Kits would be required in 120 Degree work station.		\$699
	TAESC72	Hardwire Starter Cable*		\$178

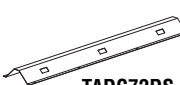

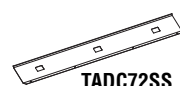

See Typical #7 (page 137) for example of 120 Degree with optional accessories.

* For drawings and more information for power technology accessories, see page 129.

TRANSACTION® DATA CHANNEL OPTION

New TransAction Data Channels provide a separation between power and data in the desking trough.

- Available in single- and dual-sided starter and adder channels.
- 48" channels standard with two data openings; 60" and 72" channels standard with three openings.
- Blank face plates included for openings where telecom plates are not installed.
- Easy to install. May be added to existing TransAction installations.
- Channels standard in black finish only.
- **Telecom plates are not included in data channel price; must be ordered separately.**
- For telecom plate options, see page 134.




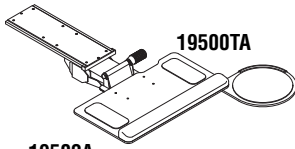
	DUAL-SIDED DATA CHANNELS			
	Model No.	Description	Wt.	List Price
	TADC48DS	11"W x 42"D x 3 1/2"H Starter Channel.	6#	\$170
	TADC60DS	11"W x 54"D x 3 1/2"H Starter Channel.	8#	\$182
	TADC72DS	11"W x 66"D x 3 1/2"H Starter Channel.	9#	\$193
	TADC48DA	11"W x 46"D x 3 1/2"H Adder Channel.	7#	\$170
	TADC60DA	11"W x 58"D x 3 1/2"H Adder Channel.	8#	\$182
	TADC72DA	11"W x 70"D x 3 1/2"H Adder Channel.	10#	\$193
	SINGLE-SIDED DATA CHANNELS			
	Model No.	Description	Wt.	List Price
	TADC48SS	7"W x 42"D x 1"H Starter Channel.	3#	\$85
	TADC60SS	7"W x 54"D x 1"H Starter Channel.	4#	\$91
	TADC72SS	7"W x 66"D x 1"H Starter Channel.	5#	\$96
	TADC48SA	7"W x 46"D x 1"H Adder Channel.	4#	\$85
	TADC60SA	7"W x 58"D x 1"H Adder Channel.	5#	\$91
	TADC72SA	7"W x 70"D x 1"H Adder Channel.	6#	\$96
	120 DEGREE DATA CHANNEL KIT			
	Model No.	Description	Wt.	List Price
	TADC120S	3 Section dual-sided Data Channel 11"W x 54"D x 3 1/2"H Starter Channel.	23#	\$426

TRANSACTION® DESKING ACCESSORIES

TECHNOLOGY ACCESSORIES

Mayline introduces a new line of flat screen monitor mounting system.





- Extruded aluminum posts with removable cap for easy access to mount monitor arms.
- User friendly posts and arms provide easy adjustments of heights and viewing angles on flat screen monitors.
- Monitor arm posts bolt securely to center beam.
- Multiple attachment locations available along the beam structure (square opening).
- TAM1 will support up to 4 monitor supports. TAM2 will support up to 8 monitor supports.
- Two available heights, 15"H and 29 1/2"H to meet needs for varying number and positions of monitors.
- Monitor arm supports attach easily to the post by sliding clamp down one of the post's vertical channels. positioning it at desired height and tightening at that position with an easy-to-use lever.
- Cable management and mounting hardware included.
- Mounts are only compatible with VESA compliant monitors using 100mm x 100mm or 75mm x 75mm mounting location and with a max weight of 18 lbs.
- Mounting System of posts and supports can be affixed to other product lines such as CSII, VariTask and TechWorks.

	Model No.	Description	Wt.	List Price
	TAMSP	Single Post – 15"H x 3" Diameter	7.25 #	❖ \$125
	TAMDP	Dual Post – 29 1/2"H x 3" Diameter	5.5 #	❖ \$187
	TAM	Flush Monitor Support	2.2#	❖ \$91
	TAM1	Single Monitor Support – Single 10 3/4" extension	3.3 #	❖ \$131
	TAM2	Single Monitor Support – Dual 18 1/2" extension	4.5#	❖ \$165
	19500TA	Retractable keyboard platform 19"W x 10 1/2"D, 0° to 15° tilt, 360° swivel	12#	\$381
	19502A	Optional Mouse Platform for 19500TA, 360° swivel, 9" Dia.	2#	\$141
	C894	CPU Holder – CPU width plus 3 1/2" x 16"D x CPU height plus 4 1/2"	20#	\$291

ACRYLIC PRIVACY SCREENS

Standard:

- Stylish frosted screens with flame polished edges to give the appearance of glass.
- Standard in Green Crystal Ice Acrylic/frosted on both sides - other colors, shapes, and sizes available as specials with extended lead times.
- Standard lead time is 4 weeks.
- Screens available as space dividers and for limited privacy.
- Overall screen height with bracket 12 1/4".
- Left-to-Right Screens rectangular; Front-to-Back Divider Screens angle from 7 1/2" on front edges to 11 1/2" in the center.
- Zinc alloy brackets in satin silver included with screens.

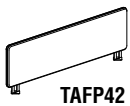
	Model No.	Description	Wt.	List Price
	TAAP24	24"W x 1/4"D x 11 1/2"H Frosted Acrylic Screen	5#	\$176
	TAAP30	30"W x 1/4"D x 11 1/2"H Frosted Acrylic Screen	6#	\$216
	TAAP42	42"W x 1/4"D x 11 1/2"H Frosted Acrylic Screen	8#	❖ \$335
	TAAP54	54"W x 1/4"D x 11 1/2"H Frosted Acrylic Screen	9#	\$556
	TAAP66	66"W x 1/4"D x 11 1/2"H Frosted Acrylic Screen	10#	\$565
	<i>*Screens attach to beam at multiple connection points with brackets</i>			
	TAAP30D	30"W x 1/4"D x 7 1/2" - 11 1/2"H Frosted Acrylic Divider Screen	6#	\$225
	TAAP60D	60"W x 1/4"D x 7 1/2" - 11 1/2"H Frosted Acrylic Divider Screen	10#	❖ \$533
<i>**Center of screen attaches to beam/ front of screen utilizes anti-skid application on bottom of bracket – Does NOT attach to surface.</i>				

❖ Indicates Kwik-Ship models.


FABRIC PRIVACY PANEL

Standard:

- Tackable eco-friendly divider panels.
- Left -to-Right and Front- to- Back panels available for division of space and moderate privacy.
- Uniquely styled painted-steel panel brackets included in appropriate numbers with each panel.
- Panels slide over support bracket and are bolted to the beam with one bracket while the front edge bracket is secured with non-skid tape (not attached to the work surface).
- Overall panel height when mounted on bracket – 13 1/2".
- Panel trimmed in 1/4" coordinating t-mold (default colors selected unless otherwise specified) – 5 standard colors including new Tech Silver.
- Panel lead times affected by fabric availability.
- Attachment hardware included.

	Model No.	Description	Wt.	List Price
		Left-to-Right Panels*		
	TAFP24	24"W x 1"D x 11 1/2"H Fabric Panel w/T-mold	7#	\$476
	TAFP30	30"W x 1"D x 11 1/2"H Fabric Panel w/T-mold	9#	\$510
	TAFP42	42"W x 1"D x 11 1/2"H Fabric Panel w/T-mold	11#	\$600
	TAFP54	54"W x 1"D x 11 1/2"H Fabric Panel w/T-mold	13#	\$703
	TAFP66	66"W x 1"D x 11 1/2"H Fabric Panel w/T-mold	15#	\$782

*Panels attach to beam at multiple connection points

		Front-to- Back Divider Panels**		
	TAFP30D	30"W x 1"D x 11 1/2"H Fabric Divider Panel w/T-mold	9#	\$582
	TAFP60D	60"W x 1"D x 11 1/2"H Fabric Divider Panel w/T-mold	15#	\$878

**Back of panel attaches to beam/ front of panel utilizes anti-skid application on foot- does NOT attach to surface.

HOW TO ORDER TRANSACTION FABRIC PRIVACY PANELS

FABRIC PANEL OPTIONS

When ordering fabric panels, use the code at right to indicate your fabric option:

Any additional Guilford of Maine fabrics are available with a maximum 4-week production lead time for a nominal upcharge. Contact a Mayline customer service representative for more information.

T A F P 3 0 D C R A

Product Code	Fabric Option
--------------	---------------

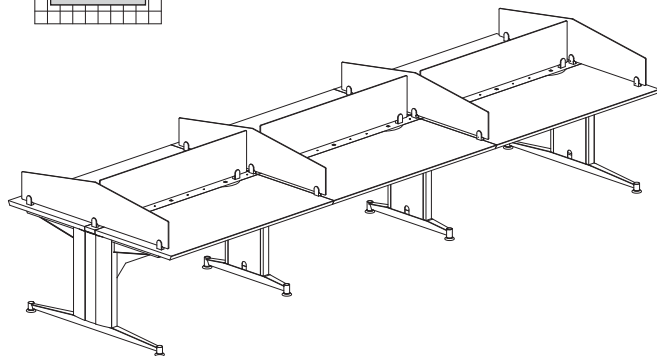
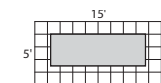
T-Mold Options

Ice Gray _____
Warm Gray _____
Silver _____
Taupe _____
Black _____

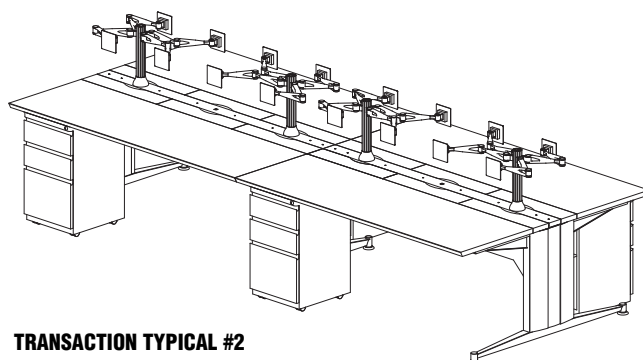
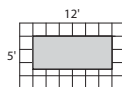
Corporate Fabrics

Fabric Color	Order Code	Fabric Color	Order Code
Spinel		Cross Town	
Tiger Eye	STY	Buff	CBF
Sand Stone	SSS	Ray	CRA
Guilden	SGL	Fieldstone	CFS
Lido		Anchorage	
Balboa	BAL	Goose	AGS
Heartland	LHL	Bailey	
Bryce Canyon	LBC	Khaki	BKH
Mingle		Hopscotch	
Crystal	MCT	Fieldstone	HFS
Khaki	MHK		
Biscuit	MBT		

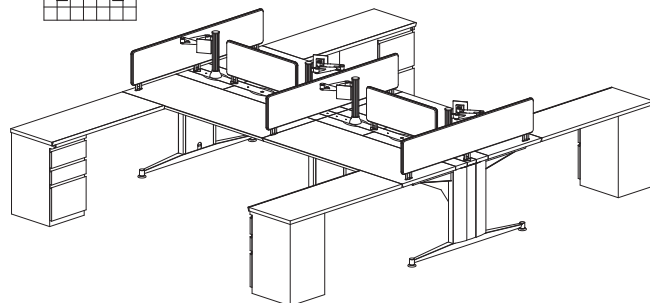
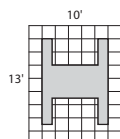
TRANSACTION® TYPICALS


TRANSACTION TYPICAL #1
Consists of:

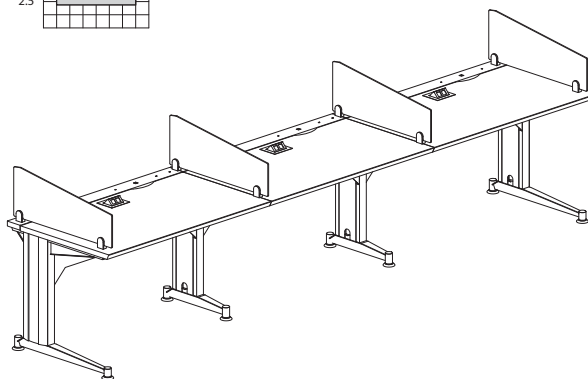
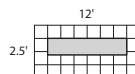
QTY.	MODEL NO.	DESCRIPTION	LIST PRICE EACH
1	TA6060SN	60"W x 60"D x 29"H Starter w/o access panels	\$3797
2	TA6060AN	60"W x 60"D x 29"H Adder w/o access panels	\$3038
3	TAAP54	54"W x 1/4"D x 11 1/2"H Frosted Acrylic Screen	\$556
4	TAAP60D	60"W x 1/4"D x 7 1/2" - 11 1/2"H Frosted Acrylic Divider Screen	\$533

TRANT1
TOTAL: \$13673

TRANSACTION TYPICAL #2
Consists of:

QTY.	MODEL NO.	DESCRIPTION	LIST PRICE EACH
1	TA7260S	72"W x 60"D x 29"H Starter w/access panels	\$4575
1	TA7260A	72"W x 60"D x 29"H Adder w/access panels	\$3794
4	C8817B	15"W x 17 1/2"D x 28"H B/B/F	\$545
4	TAMSP	Single Post - 15"H x 3" Diameter	\$125
16	TAM2	Dual Arm Monitor Support - 18 1/2" extension	\$165

TRANT2
TOTAL: \$13689

TRANSACTION TYPICAL #3
Consists of:

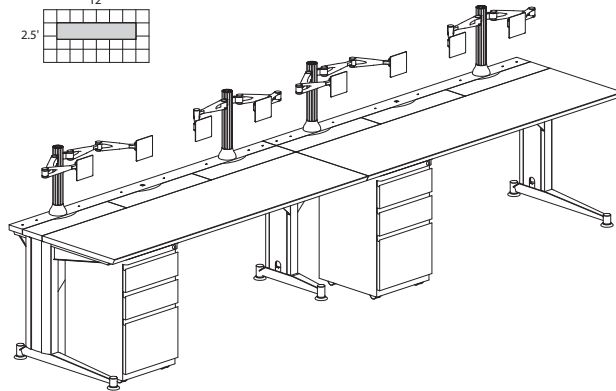
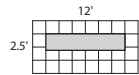
QTY.	MODEL NO.	DESCRIPTION	LIST PRICE EACH
1	TA6060S	60"W x 60"D x 29"H Starter w/access panels	\$4357
1	TA6060A	60"W x 60"D x 29"H Adder w/access panels	\$3609
4	TA48RB	48"W x 18"D x 29"H return with Pedestal/Box/Box/File	\$647
2	TAFP30	30"W x 1"D x 11 1/2"H Fabric Panel w/T-mold	\$510
3	TAFP60D	60"W x 1"D x 11 1/2" H Fabric Divider Panel w/T-mold	\$878
4	TAMSP	Single Post - 15"H x 3" Diameter	\$125
4	TAM2	Dual Arm Monitor Support - 18 1/2" extension	\$165

TRANT3
TOTAL: \$15368

TRANSACTION TYPICAL #4
Consists of:

QTY.	MODEL NO.	DESCRIPTION	LIST PRICE EACH
1	TA4830SN	48"W x 30"D x 29"H Starter w/o access panels	\$2702
2	TA4830AN	48"W x 30"D x 29"H Adder w/o access panels	\$2026
3	PM20	Power Module with 2 Per Outlets (Black)	\$280
4	TAAP30D	24"W x 1/4"D x 7 1/2" - 11 1/2" H Frosted Acrylic Divider Screen	\$225

TRANT4
TOTAL: \$8494

TRANSACTION™ SERIES TYPICALS



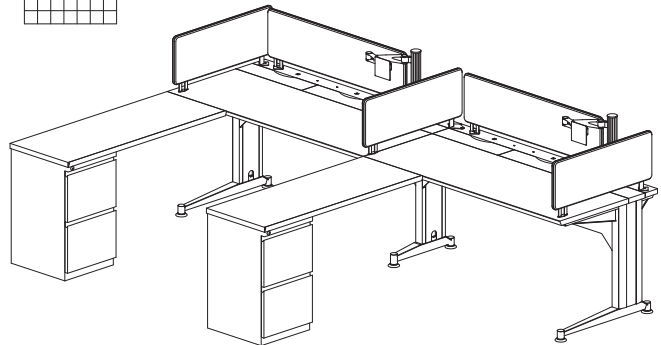
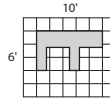
TRANSACTION TYPICAL #5

Consists of:

QTY.	MODEL NO.	DESCRIPTION	LIST PRICE EACH
1	TA7230S	72"W x 30"D x 29"H Starter w/access panels	\$3385
1	TA7230A	72"W x 30"D x 29"H Adder w/access panels	\$2635
2	C8817B	15"W x 17 1/2"D x 28"H B/B/F	\$545
4	TAMSP	Single Post - 15"H x 3" Diameter	\$125
8	TAM2	Dual Arm Monitor Support - 18 1/2" extension	\$165

TRANT5

TOTAL: \$8930



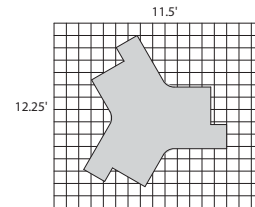
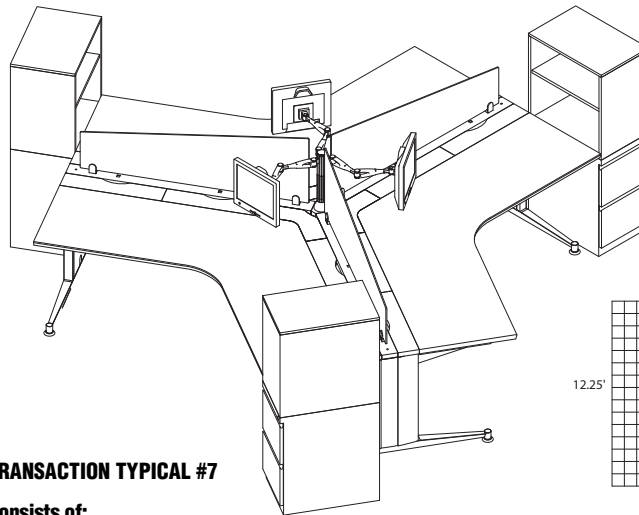
TRANSACTION TYPICAL #6

Consists of:

QTY.	MODEL NO.	DESCRIPTION	LIST PRICE EACH
1	TA6030S	60"W x 30"D x 29"H Starter w/access panels	\$3234
1	TA6030A	60"W x 30"D x 29"H Adder w/access panels	\$2504
2	TA42RF	42"W x 18"D x 29"H return with Pedestal/File/File	\$620
3	TAFP30D	30"W x 1"D x 11 1/2" H Fabric Divider Panel w/T-mold	\$582
2	TAFP42	42"W x 1"D x 11 1/2" H Fabric Panel w/T-mold	\$600
2	TAMSP	Single Post - 15"H x 3" Diameter	\$125
2	TAM2	Dual Arm Monitor Support - 18 1/2" extension	\$165

TRANT6

TOTAL: \$10504



TRANSACTION TYPICAL #7

Consists of:

QTY.	MODEL NO.	DESCRIPTION	LIST PRICE EACH
1	TA120S	120-Degree 3-Pod Workstation 30"D x 102"W x 29 1/2"H	\$10215
1	TAETKD60S	Power Kit - Starter 60"	\$572
2	TAETKD60A	Power Kit - Adder 60"	\$699
1	TAESC72	Hardwire Starter Cable	\$178
1	TADC120S	Steel Data Access Channel (in 3 sections)	\$426
3	TAETP1	Telecom Plate with RJ11 CAT3 Phone and RJ45 CAT6 Data	\$114
3	TAETP2	Telecom Plate with 2 RJ45 CAT6 Data	\$150
3	TAETP8	Telecom Plate with 1 15-Pin HD VGA	\$185
1	TAMSP	Single Post - 15"H x 3"Dia.	\$125
3	TAM2	Single-Monitor Arm Support - Dual Extension	\$165
3	TAAP5418D	54" Acrylic Divider Panel 18"-10"H	\$636
3	TAST51LF	Storage Towers	\$1418

TRANT7

TOTAL: \$20918

TRANSACTION®

CONFERENCE TABLES



TransAction's great style and smart design is perfect for today's multi-media conference rooms. Full size tables in three shapes in over 600 high-pressure laminates or in boat-shaped veneer surfaces in Bourbon Cherry and Espresso to match **realoffice™** accessories to complete your high-tech conference room. A full technology trough and surface opening with floating acrylic cover allow the power and data required for today's tech intensive meetings to be easily accessible yet concealed.

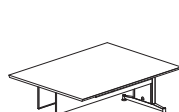
- Three shapes of conference surfaces: Boat-shaped, Rectangular, Racetrack
- Stylish heavy steel base and leg panels available in Mayline Corporate colors including new Tech Silver with leg inserts to match the table surface laminate or veneer.
- Tops constructed of 1 1/8" thick high-pressure laminate with knife-edge T-mold or in North American hardwoods in Bourbon Cherry and Espresso. (*Match Sorrento accessories*)
- Technology intensive table includes under-table trough and surface opening with acrylic cover; basic table also available without technology trough.
- 8' and 10' tables have two starter legs with one trough opening/cover; 12' table has two starter legs, one adder support leg and two trough openings/covers. Additional support leg and trough opening/cover per 6' section.
- Veneer tables available in 8', 12', 18', and 24'. (No 10' model available.)
- All tables 29.5" in height.
- Power and data components ordered separately.

Kwik-Ship: Select models and finishes are available on the Kwik-Ship delivery program. Look for the "❖" designation in the charts below. Quantities are limited to 5 of any model per order. For additional quantities on standard lead-time, please call Customer Service.

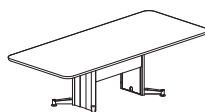
Kwik-Ship Finishes: Witchcraft or Biltmore Cherry HPL (*Match Aberdeen accessories*) with Tech Silver T-mold. Tech Silver Paint Finish.

BASIC TABLES – HPL – No technology trough or opening. **Preconfigured Power Kits CANNOT be installed.**

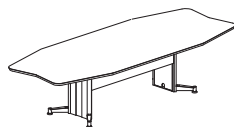
Model No.	Description	Weight	Suggested Seating Capacity	List Price
TAC8BB	96" x 42" Boat-Shaped	229#	6-8	\$3047
TAC8BR	96" x 42" Rectangular	229#	6-8	\$3047
TAC8BT	96" x 42" Racetrack	229#	6-8	\$3047
TAC10BB	120" x 48" Boat-Shaped	311#	8-10	\$3808
TAC10BR	120" x 48" Rectangular	311#	8-10	\$3808
TAC10BT	120" x 48" Racetrack	311#	8-10	\$3808
TAC12BB	144" x 54" Boat-Shaped	400#	10-12	\$5090
TAC12BR	144" x 54" Rectangular	400#	10-12	\$5090
TAC12BT	144" x 54" Racetrack	400#	10-12	\$5090
TAC18BB	216" x 54" Boat-Shaped	591#	14-16	\$7298
TAC18BR	216" x 54" Rectangular	591#	14-16	\$7298
TAC18BT	216" x 54" Racetrack	591#	14-16	\$7298
TAC24BB	288" x 54" Boat-Shaped	782#	16-20	\$9506
TAC24BR	288" x 54" Rectangular	782#	16-20	\$9506
TAC24BT	288" x 54" Racetrack	782#	16-20	\$9506
TAC6BA	72" x 54" Complete Adder – Applicable to any shape top	191#	2-4	\$2208



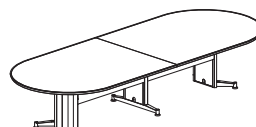
TAC6BA



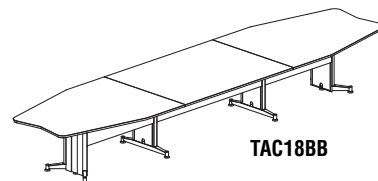
TAC8BR



TAC10BB



TAC12BT

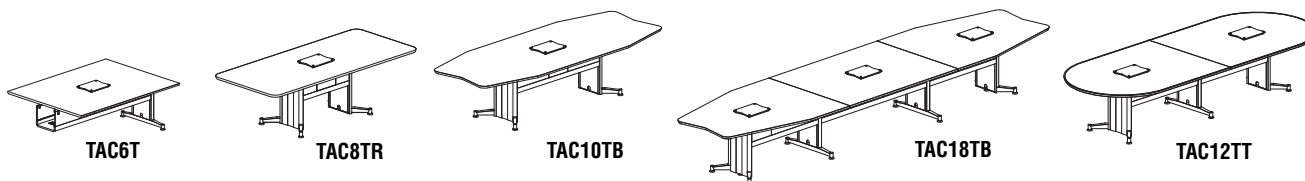


TAC18BB

TRANSACTION® SERIES CONFERENCE TABLES

TECHNOLOGY INTENSIVE HPL TABLES

Model No.	Description		Weight	Suggested Seating Capacity	List Price
TAC8TB	96" x 42"	Boat-Shaped	229#	6-8	❖ \$4296
TAC8TR	96" x 42"	Rectangular	229#	6-8	\$4296
TAC8TT	96" x 42"	Racetrack	229#	6-8	\$4296
TAC10TB	120" x 48"	Boat-Shaped	311#	8-10	❖ \$5374
TAC10TR	120" x 48"	Rectangular	311#	8-10	\$5374
TAC10TT	120" x 48"	Racetrack	311#	8-10	\$5374
TAC12TB	144" x 54"	Boat-Shaped	440#	10-12	❖ \$7695
TAC12TR	144" x 54"	Rectangular	440#	10-12	\$7695
TAC12TT	144" x 54"	Racetrack	440#	10-12	\$7695
TAC18TB	216" x 54"	Boat-Shaped	669#	14-16	❖ \$10680
TAC18TR	216" x 54"	Rectangular	669#	14-16	\$10680
TAC18TT	216" x 54"	Racetrack	669#	14-16	\$10680
TAC24TB	288" x 54"	Boat-Shaped	898#	16-20	❖ \$13489
TAC24TR	288" x 54"	Rectangular	898#	16-20	\$13489
TAC24TT	288" x 54"	Racetrack	898#	16-20	\$13489
TAC6TA	72" x 54"	Complete Adder – Applicable to any shape top	229#	2-4	❖ \$2985



VENEER TABLES – Technology Trough and opening w/acrylic cover. Available in Bourbon Cherry and Espresso only.

Model No.	Description		Weight	Suggested Seating Capacity	List Price
TAC8TV	96" x 42"	Boat-Shaped	229#	6-8	\$5317
TAC12TV	144" x 54"	Boat-Shaped	440#	10-12	\$9256
TAC18TV	216" x 54"	Boat-Shaped	669#	14-16	\$13410
TAC24TV	288" x 54"	Boat-Shaped	898#	16-20	\$17564

NEW TRANSACTION® MEDIA TABLES

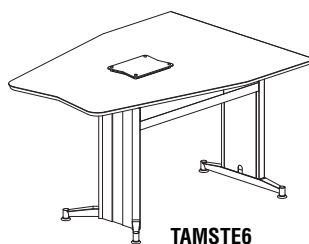
TransAction's boat-shaped Media Table offers a perfect solution for collaborative meetings requiring data and power connectivity and flexibility.

- Boat-shaped table available in Standing Height 42" or Sitting Height 29 1/2".
- Models available with or without power and data package.
- Optional power and data package includes:
 - 1—Single technology well power kit
 - 3—Telecom plates – RJ11 CAT3 Phone and RJ45 CAT6 Data, USB, USB & 15 Pin-HD VGA F/F
 - 1—Plug-in power cord infed 72" long – single circuit
- Other telecom plate options available as well as hardwire infed. Call Ext. 222 in Customer Service for assistance.
- Contemporary styling, durable construction at an affordable price.
- Heavy-gauge steel table frames.
- Available in all Mayline high-pressure laminate surfaces.
- Biltmore Cherry and Witchcraft laminates match Aberdeen Conference Accessories.
- Limited Lifetime Warranty.

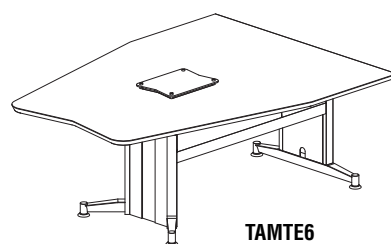
Model No.	Description	Wt.	List Price
TAMST6	54"W x 72"L x 42"H Standing Height Table	254#	\$4269
TAMSTE6	54"W x 72"L x 42"H Standing Height Table w/ power and data package	269#	\$5312
TAMT6	54"W x 72"L x 29 1/2"H Sitting Height Table	229#	\$3881
TAMTE6	54"W x 72"L x 29 1/2"H Sitting Height Table w/ power and data package	244#	\$4924



TransAction Media Table shown with Aberdeen Conference Accessories.



TAMST6



TAMTE6

TRANSACTION® PLANNING SERVICES

FREE SPACE PLANNING SERVICES

Our technology experts can help — **FREE OF CHARGE**. Whatever the application, our full-time design staff can tailor TransAction to fit the need.

Our Space Planners are able to receive requests via email, fax, or via the Mayline website. Individual designs can also be emailed in AutoCAD format to spaceplanning@mayline.com so they can be inserted into an architectural plan. Regardless of the type of request, we guarantee to have a proposal to you within 72 hours or less to meet your demands.

So call us now at 1-800-822-8037, fax us at 920-208-7970, or email us at spaceplanning@mayline.com.



TRANSACTION®

CONFERENCE TABLE POWER/TELECOM OPTIONS


- UL Recognized and CSA Certified Components.
- Convenient kits provide easy specifying.
- Ten Telecom Plate Options sold individually; others available upon request.
- Power and Telecom Plates are installed in trough panel.
- Additional options available upon special request to meet your requirements.
- Kits must be used with Mayline Hardwire Starter Cable.
- **Power Kits CANNOT be installed into Basic TransAction Conference Tables.**
- It is the customer's responsibility to ensure that the use of electrical systems, including the number of receptacles on a given circuit, and connection to building power source, be in compliance with all electrical codes.

POWER INFEEED OPTIONS



- All circuits rated for 20 AMPS and are energized; includes female connector, length of flex cable and box connector.
- Up to 10 power blocks can be linked per hardwire cable.

Model No.	Description	List Price
TAESC72	72" Hardwire Starter Cable	\$178
TAESC108	108" Hardwire Starter Cable	\$230
TAESC144	144" Hardwire Starter Cable	\$281

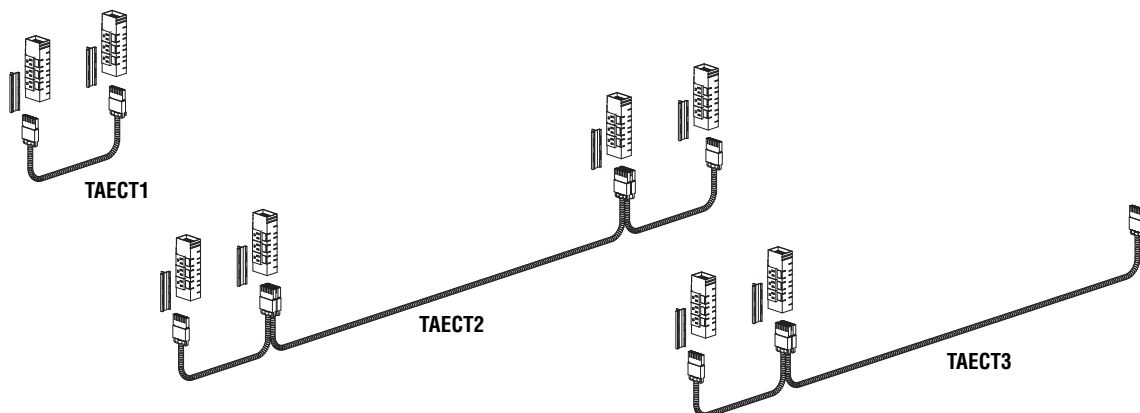


TAESC72

PRECONFIGURED CONFERENCE POWER KITS




Model No.	Description	List Price
TAECT1	Single Technology Well Kit - for Single Well 8' and 10' tables. (2) Double sided power block with circuit 1, 2 and IG receptacles on each side, (2) mounting bracket for block, (1) 24" 8 wire 4 circuit interconnecting cable	\$426
TAECT2	Dual Technology Well Kit - for 12' Technology Conference Tables and larger. (4) Double sided power block with circuit 1, 2 and IG receptacles on each side, (2) mounting bracket for block, (2) 26" 8 wire 4 circuit interconnecting cable, (1) 68" 8 wire 4 circuit interconnecting cable, (1) simplex removal tool	\$1020
TAECT3	6' Adder Conference Table Kit - add one Kit for each 6' Adder plus TAECT2. (2) Double sided power block with circuit 1, 2 and IG receptacles on each side, (2) mounting bracket for block, (1) 26" 8 wire 4 circuit interconnecting cable, (1) 68" 8 wire 4 circuit interconnecting cable (For example: a TAC24TB will require one TAECT2 Kit and two TAECT3 Kits.)	\$596



INDIVIDUAL TELECOM PLATE OPTIONS

- Ten commonly used telecom connections are offered to complete the technology requirements of conference tables.
- Six telecom plate openings per conference table well.
- Black only.
- Common Telecom Definitions:
 - HDMI** (High Definition Multi-Media Interface) – Used to stream video on devices such as televisions or Blu-Ray DVD players.
 - 15 pin HD VGA F/F** (High Definition Video Graphics Array) – Used to stream video usually found on a laptop or projector.
 - Mini Stereo Inline Audio Connection** (also called a 1/8" phone jack or headphone jack) – Runs audio from computers and mp3 players.
 - USB** (Universal Serial Bus) – Connects computer peripherals such as mouse or keyboard to a computer.
- **Additional options available upon request.**



Model No.	Description	List Price
TAETP1	Telecom Plate with RJ11Cat3 Phone and RJ45 CAT6 Data	\$114
TAETP2	Telecom Plate with 2 RJ45 Cat6 Data	\$150
TAETP3	Telecom Plate with 3 RJ45 Cat6 Data	\$220
TAETP4	Telecom Plate with RJ45 Cat6 Data, Mini Stereo Inline, and 15 Pin HD, VGA F/F	\$249
TAETP5	Telecom Plate with 2 RJ45 Cat6 Data and 15 :in HD VGA F/F	\$271
TAETP6	Telecom Plate with 1 HDMI F/F, 1 Mini Stereo Inline and 1 15 Pin, HD VGA F/F	\$331
TAETP7	Telecom Plate with USB Inline	\$64
TAETP8	Telecom Plate with USB Inline and 15 Pin HD VGA F/F	\$185
TAETP9	Telecom Plate with 2 - 15 Pin HD VGA F/F	\$252
TAETP10	Telecom Plate with USB Inline, 15 Pin HD VGA F/F, and Mini Stereo Inline	\$233

Smart Design, Stylish Look, Affordable Price...CSII provides a consistently stylish look with its radiused overhead doors providing high-end style at mid-market pricing. All pedestals and legs are non-handed making specifications and installation amazingly simple with desks featuring a full 30" of filing and/or storage space.

Desks: 29"H Desk height. Legs and modesty panels made from C.R.S. Optional storage pedestals incorporated into base to reduce redundant components. Modesty panel full height on desks – 2/3 height on credenza. Modesty panel can be mounted flush or with 1 1/2" inset. All desks come standard with leveling glides and grommets.

Worksurfaces: 1 1/8" High pressure laminate with PVC T-mold and 3mm edging. Grommets are 1 3/4" diameter.

Peds: Full extension ball bearing slides on all drawers, with adjustable leveling glides, pencil tray and box file divider. Locks standard and allow for lock cores to be changed. Choose Box/Box/File or File/File style. Peds support both legal and letter width files.

Overhead: All steel cabinet body. Contoured door for aesthetics. Doors travel up and over top of unit using ball bearing slides. Standard locks are concealed under cabinet body and are core-

removable to create keyed-alike suites. 13 7/8" deep shelf is 20" above desk. Options include: Soft close, tackboard, and task light.

Privacy Panels: Hollow core privacy panels available in tackable fabric. Can be stacked or ganged to create many unique combinations. Panel heights can be combined for three levels of privacy, either 18", 27" or 36"H.

Kwik-Ship Finishes: Black/Crown Cherry, Medium Tone/Windswept Pewter and Desert Sage/Classic Rock.

Meets or exceeds all ANSI/BIFMA standards.

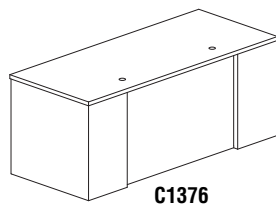
All grommets, overhead door and stackable fabric panel trim will match the worksurface edging color (Black, Taupe, Warm Gray & Ice Gray).

- Select models and finishes are available on the Kwik-Ship delivery program. Look for the "❖" designation in the charts below. Quantities are limited to 5 of any model per order. For additional quantities on an expedited lead-time, please call Customer Service to discuss options.

30" DEEP RECTANGULAR DESK

- Pedestal depth is 30".
- Choice of File/File (F/F) and/or Box/Box/File (B/B/F).
- See page 143 for interior leg panel information.

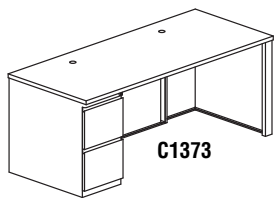
- Full height modesty panel included.
- Two grommets in surface, standard.



C1376

Model No.	Dimensions	Wt.	List Price	No Modesty Panel (+N) List Price
C1336	48"W x 30"D x 29"H, no ped	114#	\$659	\$608
C1346	54"W x 30"D x 29"H, no ped	119#	\$683	\$631
C1356	60"W x 30"D x 29"H, no ped	124#	\$711	\$653
C1366	66"W x 30"D x 29"H, no ped	132#	\$749	\$686
C1376	72"W x 30"D x 29"H, no ped	142#	\$763	\$698

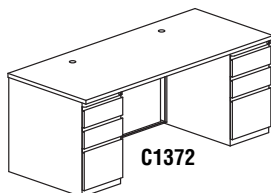
• 30" Deep Rectangular with one pedestal.



C1373

Model No.	Dimensions	Wt.	List Price	No Modesty Panel (+N) List Price
C1331	48"W x 30"D x 29"H, 1 B/B/F ped	157#	\$1099	\$1046
C1341	54"W x 30"D x 29"H, 1 B/B/F ped	162#	\$1112	\$1060
C1351	60"W x 30"D x 29"H, 1 B/B/F ped	167#	\$1150	\$1091
C1361	66"W x 30"D x 29"H, 1 B/B/F ped	175#	\$1185	\$1121
C1371	72"W x 30"D x 29"H, 1 B/B/F ped	185#	\$1199	\$1134
C1333	48"W x 30"D x 29"H, 1 F/F ped	157#	\$1099	\$1046
C1343	54"W x 30"D x 29"H, 1 F/F ped	162#	\$1112	\$1060
C1353	60"W x 30"D x 29"H, 1 F/F ped	167#	\$1150	\$1091
C1363	66"W x 30"D x 29"H, 1 F/F ped	175#	\$1185	\$1121
C1373	72"W x 30"D x 29"H, 1 F/F ped	185#	\$1199	\$1134

• 30" Deep Rectangular with two pedestals.



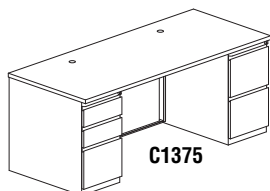
C1372

Model No.	Dimensions	Wt.	List Price	No Modesty Panel (+N) List Price
C1342	54"W x 30"D x 29"H, 2 B/B/F peds	175#	\$1575	\$1523
C1352	60"W x 30"D x 29"H, 2 B/B/F peds	180#	\$1612	\$1553
C1362	66"W x 30"D x 29"H, 2 B/B/F peds	190#	\$1648	\$1583
C1372	72"W x 30"D x 29"H, 2 B/B/F peds	200#	\$1661	\$1596

Continued on next page.

CSII

• 30" Deep Rectangular with two pedestals continued.

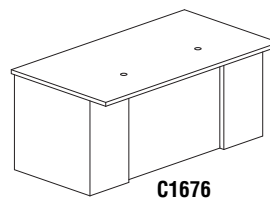


Model No.	Dimensions	Wt.	List Price	No Modesty Panel (+N) List Price
C1345	54"W x 30"D x 29"H, 1 B/B/F ped, 1 F/F ped	175#	\$1575	\$1523
C1355	60"W x 30"D x 29"H, 1 B/B/F ped, 1 F/F ped	180#	\$1612	\$1553
C1365	66"W x 30"D x 29"H, 1 B/B/F ped, 1 F/F ped	190#	\$1648	\$1583
C1375	72"W x 30"D x 29"H, 1 B/B/F ped, 1 F/F ped	200#	\$1661	\$1596
C1344	54"W x 30"D x 29"H, 2 F/F peds	175#	\$1575	\$1523
C1354	60"W x 30"D x 29"H, 2 F/F peds	180#	\$1612	\$1553
C1364	66"W x 30"D x 29"H, 2 F/F peds	190#	\$1648	\$1583
C1374	72"W x 30"D x 29"H, 2 F/F peds	200#	\$1661	\$1596

36" DEEP RECTANGULAR DESK

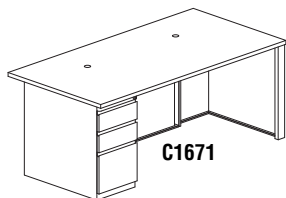
- Pedestal depth is 30".
- 6" conference overhang.
- See page 143 for interior leg panel information.

- Full height modesty panel included.
- Two grommets in surface, standard.



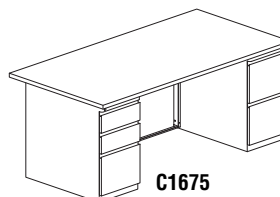
Model No.	Dimensions	Wt.	List Price	No Modesty Panel (+N) List Price
C1656	60"W x 36"D x 29"H, no ped	139#	\$776	\$718
C1666	66"W x 36"D x 29"H, no ped	147#	\$799	\$735
C1676	72"W x 36"D x 29"H, no ped	157#	\$823	\$757

• 36" Deep Rectangular with one pedestal.



Model No.	Dimensions	Wt.	List Price	No Modesty Panel (+N) List Price
C1651	60"W x 36"D x 29"H, 1 B/B/F ped	180#	\$1169	\$1112
C1661	66"W x 36"D x 29"H, 1 B/B/F ped	190#	\$1195	\$1132
C1671	72"W x 36"D x 29"H, 1 B/B/F ped	200#	\$1238	\$1175
C1653	60"W x 36"D x 29"H, 1 F/F ped	180#	\$1169	\$1112
C1663	66"W x 36"D x 29"H, 1 F/F ped	190#	\$1195	\$1132
C1673	72"W x 36"D x 29"H, 1 F/F ped	200#	\$1238	\$1175

• 36" Deep Rectangular with two pedestals.



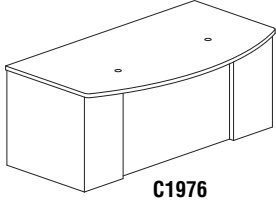
Model No.	Dimensions	Wt.	List Price	No Modesty Panel (+N) List Price
C1652	60"W x 36"D x 29"H, 2 B/B/F peds	187#	\$1654	\$1596
C1662	66"W x 36"D x 29"H, 2 B/B/F peds	202#	\$1679	\$1614
C1672	72"W x 36"D x 29"H, 2 B/B/F peds	217#	\$1723	\$1658
C1655	60"W x 36"D x 29"H, 1 B/B/F ped, 1 F/F ped	187#	\$1654	\$1596
C1665	66"W x 36"D x 29"H, 1 B/B/F ped, 1 F/F ped	202#	\$1679	\$1614
❖ C1675	72"W x 36"D x 29"H, 1 B/B/F ped, 1 F/F ped	217#	\$1723	\$1658
C1654	60"W x 36"D x 29"H, 2 F/F peds	187#	\$1654	\$1596
C1664	66"W x 36"D x 29"H, 2 F/F peds	202#	\$1679	\$1614
C1674	72"W x 36"D x 29"H, 2 F/F peds	217#	\$1723	\$1658

❖ Indicates Kwik-Ship models.

39" DEEP BOW FRONT DESK

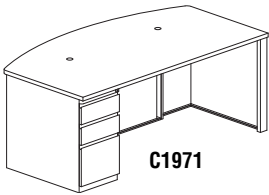
- Pedestal depth is 30".
- Flush Modesty = 9" overhang, Recessed Modesty = 10 1/4" overhang.
- See page 151 for interior leg panel information.

- Full height modesty panel included.
- Two grommets in surface, standard.

**C1976**

Model No.	Dimensions	Wt.	List Price	No Modesty Panel (+N) List Price
C1956	60"W x 39"D x 29"H, no ped	140#	\$826	\$768
C1966	66"W x 39"D x 29"H, no ped	150#	\$877	\$814
C1976	72"W x 39"D x 29"H, no ped	160#	\$903	\$840

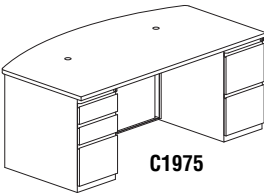
• 39" Bow Front Desk with one pedestal.

**C1971**

Model No.	Dimensions	Wt.	List Price	No Modesty Panel (+N) List Price
C1951	60"W x 39"D x 29"H, 1 B/B/F ped	190#	\$1281	\$1224
C1961	66"W x 39"D x 29"H, 1 B/B/F ped	205#	\$1331	\$1267
❖ C1971	72"W x 39"D x 29"H, 1 B/B/F ped	220#	\$1355	\$1290

C1953	60"W x 39"D x 29"H, 1 F/F ped	190#	\$1281	\$1224
C1963	66"W x 39"D x 29"H, 1 F/F ped	205#	\$1331	\$1267
C1973	72"W x 39"D x 29"H, 1 F/F ped	220#	\$1355	\$1290

• 39" Bow Front Desk with two pedestals.

**C1975**

Model No.	Dimensions	Wt.	List Price	No Modesty Panel (+N) List Price
C1952	60"W x 39"D x 29"H, 2 B/B/F peds	225#	\$1765	\$1706
C1962	66"W x 39"D x 29"H, 2 B/B/F peds	235#	\$1813	\$1749
C1972	72"W x 39"D x 29"H, 2 B/B/F peds	245#	\$1838	\$1774

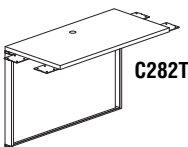
C1955	60"W x 39"D x 29"H, 1 B/B/F ped, 1 F/F ped	225#	\$1765	\$1706
C1965	66"W x 39"D x 29"H, 1 B/B/F ped, 1 F/F ped	235#	\$1813	\$1749
C1975	72"W x 39"D x 29"H, 1 B/B/F ped, 1 F/F ped	245#	\$1838	\$1774

C1954	60"W x 39"D x 29"H, 2 F/F peds	225#	\$1765	\$1706
C1964	66"W x 39"D x 29"H, 2 F/F peds	235#	\$1813	\$1749
C1974	72"W x 39"D x 29"H, 2 F/F peds	245#	\$1838	\$1774

BRIDGES

- Not freestanding, requires support from adjoining worksurfaces.
- Available as straight or contoured bridge.

- Available with full, 2/3 height, or no modesty panel.
- One grommet in surface, standard.

**C282T**

• Straight Bridge

Model No.	Dimensions	Wt.	List Price
C281T	36"W x 24"D x 29"H, Full Modesty Panel	50#	\$333
❖ C282T	42"W x 24"D x 29"H, Full Modesty Panel	57#	\$351
C283T	48"W x 24"D x 29"H, Full Modesty Panel	65#	\$369

C281S	36"W x 24"D x 29"H, 2/3 Modesty Panel	45#	\$326
C282S	42"W x 24"D x 29"H, 2/3 Modesty Panel	53#	\$344
C283S	48"W x 24"D x 29"H, 2/3 Modesty Panel	60#	\$363

❖ Indicates Kwik-Ship models.

Continued on next page.

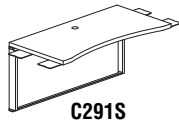
CSII

• Straight Bridge continued

Model No.	Dimensions	Wt.	List Price
C281N	36"W x 24"D x 29"H, No Modesty Panel	40#	\$308
C282N	42"W x 24"D x 29"H, No Modesty Panel	45#	\$320
C283N	48"W x 24"D x 29"H, No Modesty Panel	50#	\$338

• Contour Bridge

Model No.	Dimensions	Wt.	List Price
C291T	36"W x 24"D x 29"H, Full Modesty Panel	50#	\$344
C292T	42"W x 24"D x 29"H, Full Modesty Panel	57#	\$364
C293T	48"W x 24"D x 29"H, Full Modesty Panel	65#	\$384



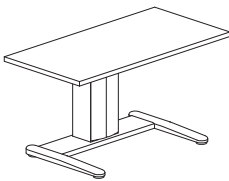
C291S

C291S	36"W x 24"D x 29"H, 2/3 Modesty Panel	45#	\$339
C292S	42"W x 24"D x 29"H, 2/3 Modesty Panel	53#	\$359
C293S	48"W x 24"D x 29"H, 2/3 Modesty Panel	60#	\$378

C291N	36"W x 24"D x 29"H, No Modesty Panel	40#	\$320
C292N	42"W x 24"D x 29"H, No Modesty Panel	45#	\$335
C293N	48"W x 24"D x 29"H, No Modesty Panel	50#	\$352

HEIGHT ADJUSTABLE BRIDGE

- Provides sit to stand adjustability at bridge location.
- Travel Range: 16" of vertical adjustment from 26" to 42": Full travel time is 18 seconds.
- Drive System: 110V, 60 H input, 24V DC motor. 150 lb. capacity. Draws 1.2 amps under full load.
- No modesty panel or grommet.

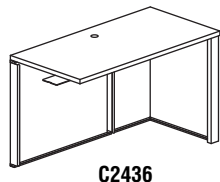


Model No.	Dimensions	Wt.	List Price
C36A	36"W x 24"D	115#	\$1865
C42A	42"W x 24"D	119#	\$1880
C48A	48"W x 24"D	125#	\$1954

RETURNS

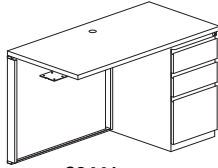
- Used to create "L" return.
- Available in 24"D or 30"D depths.
- Returns are non-handed.
- See page 143 for interior leg panel information.
- Full height modesty panel included.
- One grommet in surface, standard.
- Must attach to a freestanding desk unit.

• 24" Deep Returns



C2436

Model No.	Dimensions	Wt.	List Price	No Modesty Panel (+N) List Price
C2486	24"W x 24"D x 29"H, no ped	65#	\$423	\$379
C2406	30"W x 24"D x 29"H, no ped	70#	\$444	\$400
C2416	36"W x 24"D x 29"H, no ped	75#	\$474	\$430
C2426	42"W x 24"D x 29"H, no ped	82#	\$505	\$454
C2436	48"W x 24"D x 29"H, no ped	89#	\$541	\$490
C2446	54"W x 24"D x 29"H, no ped	96#	\$622	\$570
C2456	60"W x 24"D x 29"H, no ped	103#	\$649	\$580
C2466	66"W x 24"D x 29"H, no ped	110#	\$695	\$624
C2476	72"W x 24"D x 29"H, no ped	117#	\$723	\$653



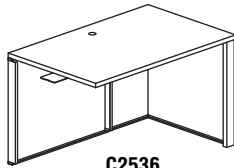
C2441

• 24" Deep with one pedestal.

Model No.	Dimensions	Wt.	List Price	No Modesty Panel (+N) List Price
C2481	24"W x 24"D x 29"H, 1 B/B/F ped	94#	\$841	\$796
C2401	30"W x 24"D x 29"H, 1 B/B/F ped	99#	\$869	\$824
C2411	36"W x 24"D x 29"H, 1 B/B/F ped	104#	\$898	\$852
C2421	42"W x 24"D x 29"H, 1 B/B/F ped	111#	\$935	\$884
C2431	48"W x 24"D x 29"H, 1 B/B/F ped	118#	\$972	\$920
C2441	54"W x 24"D x 29"H, 1 B/B/F ped	125#	\$1022	\$969
C2451	60"W x 24"D x 29"H, 1 B/B/F ped	132#	\$1075	\$1004
C2461	66"W x 24"D x 29"H, 1 B/B/F ped	139#	\$1112	\$1041
C2471	72"W x 24"D x 29"H, 1 B/B/F ped	146#	\$1147	\$1076
C2483	24"W x 24"D x 29"H, 1 F/F ped	94#	\$841	\$796
C2403	30"W x 24"D x 29"H, 1 F/F ped	99#	\$869	\$824
C2413	36"W x 24"D x 29"H, 1 F/F ped	104#	\$898	\$852
C2423	42"W x 24"D x 29"H, 1 F/F ped	111#	\$935	\$884
C2433	48"W x 24"D x 29"H, 1 F/F ped	118#	\$972	\$920
C2443	54"W x 24"D x 29"H, 1 F/F ped	125#	\$1022	\$969
C2453	60"W x 24"D x 29"H, 1 F/F ped	132#	\$1075	\$1004
C2463	66"W x 24"D x 29"H, 1 F/F ped	139#	\$1112	\$1041
C2473	72"W x 24"D x 29"H, 1 F/F ped	146#	\$1147	\$1076

• 30" Deep Returns

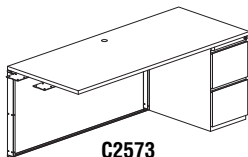
Model No.	Dimensions	Wt.	List Price	No Modesty Panel (+N) List Price
C2586	24"W x 30"D x 29"H, no ped	84#	\$465	\$420
C2506	30"W x 30"D x 29"H, no ped	89#	\$495	\$451
C2516	36"W x 30"D x 29"H, no ped	94#	\$532	\$487
C2526	42"W x 30"D x 29"H, no ped	101#	\$554	\$503
C2536	48"W x 30"D x 29"H, no ped	109#	\$592	\$540
C2546	54"W x 30"D x 29"H, no ped	119#	\$683	\$631
C2556	60"W x 30"D x 29"H, no ped	123#	\$708	\$638
C2566	66"W x 30"D x 29"H, no ped	133#	\$740	\$670
C2576	72"W x 30"D x 29"H, no ped	141#	\$812	\$740



C2536

• 30" Deep with one pedestal.

Model No.	Dimensions	Wt.	List Price	No Modesty Panel (+N) List Price
C2581	24"W x 30"D x 29"H, 1 B/B/F ped	123#	\$894	\$849
C2501	30"W x 30"D x 29"H, 1 B/B/F ped	128#	\$924	\$878
C2511	36"W x 30"D x 29"H, 1 B/B/F ped	133#	\$952	\$907
C2521	42"W x 30"D x 29"H, 1 B/B/F ped	140#	\$992	\$940
❖ C2531	48"W x 30"D x 29"H, 1 B/B/F ped	147#	\$1026	\$975
C2541	54"W x 30"D x 29"H, 1 B/B/F ped	153#	\$1107	\$1056
C2551	60"W x 30"D x 29"H, 1 B/B/F ped	162#	\$1143	\$1073
C2561	66"W x 30"D x 29"H, 1 B/B/F ped	170#	\$1185	\$1115
C2571	72"W x 30"D x 29"H, 1 B/B/F ped	180#	\$1259	\$1188
C2583	24"W x 30"D x 29"H, 1 F/F ped	123#	\$894	\$849
C2503	30"W x 30"D x 29"H, 1 F/F ped	128#	\$924	\$878
C2513	36"W x 30"D x 29"H, 1 F/F ped	133#	\$952	\$907
C2523	42"W x 30"D x 29"H, 1 F/F ped	140#	\$992	\$940
C2533	48"W x 30"D x 29"H, 1 F/F ped	147#	\$1026	\$975
C2543	54"W x 30"D x 29"H, 1 F/F ped	153#	\$1107	\$1056
C2553	60"W x 30"D x 29"H, 1 F/F ped	162#	\$1143	\$1073
C2563	66"W x 30"D x 29"H, 1 F/F ped	170#	\$1185	\$1115
C2573	72"W x 30"D x 29"H, 1 F/F ped	180#	\$1259	\$1188



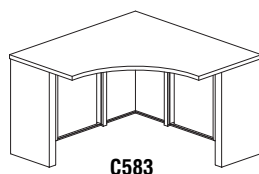
C2573

❖ Indicates Kwik-Ship models.

CSII

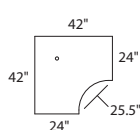
STAND ALONE CORNER SURFACE

- Corner units can be used as a freestanding desk or as part of a larger configuration.
- One grommet in surface, standard.
- Full height modesty panels included.
- See page 143 for interior leg panel information.

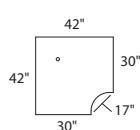


C583

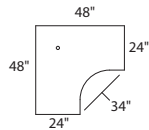
Model No.	Dimensions	Wt.	List Price	No Modesty Panel (+N) List Price
C542	24"D x 42"W x 42"W x 24"D x 29"H	124#	\$1037	\$972
C552	30"D x 42"W x 42"W x 30"D x 29"H	129#	\$1059	\$995
C583	24"D x 48"W x 48"W x 24"D x 29"H	131#	\$1115	\$972
C593	30"D x 48"W x 48"W x 30"D x 29"H	143#	\$1136	\$1059



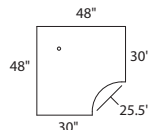
C542



C552



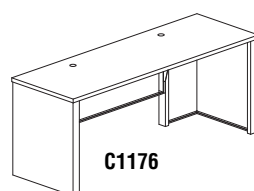
C583



C593

24" DEEP CRENZNA

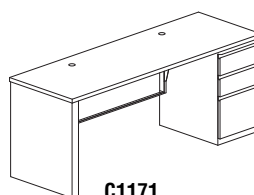
- Pedestal depth is 24".
- Two grommets in surface, standard.
- See page 143 for interior leg panel information.
- Pedestals and legs are non-handed to allow installation on either left or right.
- 2/3 height modesty panel included.
- F/F and/or B/B/F available.



C1176

Model No.	Dimensions	Wt.	List Price	No Modesty Panel (+N) List Price
C1136	48"W x 24"D x 29"H, no ped	94#	\$644	\$606
C1146	54"W x 24"D x 29"H, no ped	101#	\$683	\$644
C1156	60"W x 24"D x 29"H, no ped	108#	\$695	\$649
C1166	66"W x 24"D x 29"H, no ped	115#	\$721	\$675
C1176	72"W x 24"D x 29"H, no ped	122#	\$747	\$701

- Credenza with one pedestal.

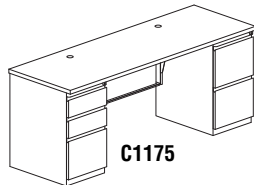


C1171

Model No.	Dimensions	Wt.	List Price	No Modesty Panel (+N) List Price
C1131	48"W x 24"D x 29"H, 1 B/B/F ped	130#	\$1069	\$1029
C1141	54"W x 24"D x 29"H, 1 B/B/F ped	137#	\$1087	\$1049
C1151	60"W x 24"D x 29"H, 1 B/B/F ped	144#	\$1112	\$1067
C1161	66"W x 24"D x 29"H, 1 B/B/F ped	151#	\$1146	\$1101
❖ C1171	72"W x 24"D x 29"H, 1 B/B/F ped	158#	\$1180	\$1135
C1133	48"W x 24"D x 29"H, 1 F/F ped	130#	\$1069	\$1029
C1143	54"W x 24"D x 29"H, 1 F/F ped	137#	\$1087	\$1049
C1153	60"W x 24"D x 29"H, 1 F/F ped	144#	\$1112	\$1067
C1163	66"W x 24"D x 29"H, 1 F/F ped	151#	\$1146	\$1101
❖ C1173	72"W x 24"D x 29"H, 1 F/F ped	160#	\$1180	\$1135

❖ Indicates Kwik-Ship models.

• Credenza with two pedestals.

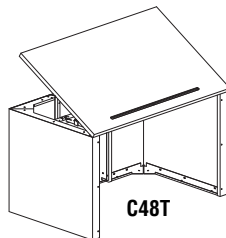


C1175

Model No.	Dimensions	Wt.	List Price	No Modesty Panel (+N) List Price
C1142	54"W x 24"D x 29"H, 2 B/B/F peds	178#	\$1537	\$1498
C1152	60"W x 24"D x 29"H, 2 B/B/F peds	185#	\$1562	\$1522
C1162	66"W x 24"D x 29"H, 2 B/B/F peds	192#	\$1595	\$1544
❖ C1172	72"W x 24"D x 29"H, 2 B/B/F peds	204#	\$1629	\$1578
C1145	54"W x 24"D x 29"H, 1 B/B/F ped, 1 F/F ped	178#	\$1537	\$1498
C1155	60"W x 24"D x 29"H, 1 B/B/F ped, 1 F/F ped	185#	\$1562	\$1522
C1165	66"W x 24"D x 29"H, 1 B/B/F ped, 1 F/F ped	192#	\$1595	\$1544
C1175	72"W x 24"D x 29"H, 1 B/B/F ped, 1 F/F ped	204#	\$1629	\$1578
C1144	54"W x 24"D x 29"H, 2 F/F peds	178#	\$1537	\$1498
C1154	60"W x 24"D x 29"H, 2 F/F peds	185#	\$1562	\$1522
C1164	66"W x 24"D x 29"H, 2 F/F peds	187#	\$1595	\$1544
C1174	72"W x 24"D x 29"H, 2 F/F peds	199#	\$1629	\$1578

TILT TOP TABLES

- Pencil stop standard in worksurface.
- Top may be positioned from 0° to 60° in 19 preset positions.
- No grommet.
- Interior leg panel cannot be used due to frame of tilt-top mechanism.

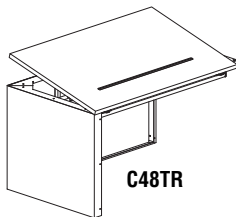


C48T

Model No.	Dimensions	Wt.	List Price
C36T	36"W x 30"D x 29"H*	130#	\$1133
C48T	48"W x 30"D x 29"H*	150#	\$1227

* When mounting straightedges to worksurface, order next size smaller straight edge – use 10104 Hardware Bag.

- Return style to be used when attaching to desks.



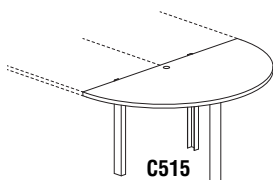
C48TR

Model No.	Dimensions	Wt.	List Price
C36TR	36"W x 30"D x 29"H*	110#	\$997
C48TR	48"W x 30"D x 29"H*	130#	\$1090

* When mounting straightedges to worksurface, order next size smaller straight edge – use 10104 Hardware Bag.

END TEAM TABLES

- Half round, team tables connect to two CSII desks that are placed back to back.
- Cannot be used when integrated pedestal is on desk end as it is secured to desk leg.
- One grommet in surface, standard.



C515

Model No.	Dimensions	Wt.	List Price
C523	25"W x 48"D x 29"H	85#	\$613
C515	31"W x 60"D x 29"H	78#	\$640

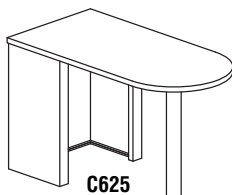
❖ Indicates Kwik-Ship models.

CSII

PENINSULA FREESTANDING TABLE

- Peninsula tables provide additional workspace for conferencing and shared work applications.
- Attaches to right or left side of bridges or returns.

- No grommet.
- Interior leg panel cannot be used due to unique "U"-shaped leg.



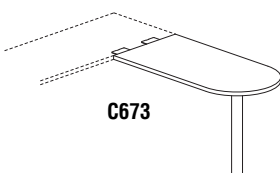
• 24" Deep Peninsula Tables

Model No.	Dimensions	Wt.	List Price
C625	60"W x 24"D x 29"H	56#	\$1121
C626	66"W x 24"D x 29"H	101#	\$1330
C627	72"W x 24"D x 29"H	106#	\$1362

PENINSULA POST STYLE

- Not freestanding, requires adjacent table.
- Cannot be used when integrated pedestal is on desk end.

- No grommet.



• 24" Deep Peninsula Tables

Model No.	Dimensions	Wt.	List Price
C673	48"W x 24"D x 29"H	55#	\$611

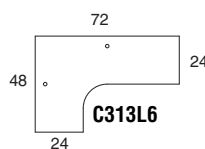
• 30" Deep Peninsula Tables

Model No.	Dimensions	Wt.	List Price
C685	60"W x 30"D x 29"H	75#	\$667
C687	72"W x 30"D x 29"H	85#	\$717

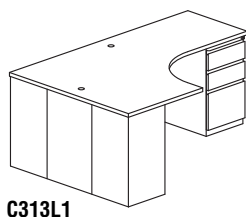
J TABLES

- Combines free standing worktable and corner unit into one unit.
- "J" Tables can be used free standing or as part of a larger configuration.
- Can be used in left/right configurations to create multi person work areas.
- Allows for a very compact work area.
- Right (R) and left (L) hand versions available (left hand version is shown.)

- Modesty panels included, 48" return side has full modesty panel, 72" side has 2/3 height modesty panel.
- Two grommets in surface, standard.
- See page 143 for interior leg panel information.



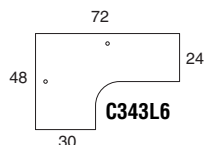
Model No.	Dimensions	Wt.	List Price	No Modesty Panel (+N) List Price
C313L6	72"W x 48"D x 29"H x 24"D return left, no ped	175#	\$1208	\$1130
C313R6	72"W x 48"D x 29"H x 24"D return right, no ped	175#	\$1208	\$1130
C313L1	72"W x 48"D x 29"H x 24"D return left w/ one B/B/F ped	214#	\$1536	\$1458
C313R1	72"W x 48"D x 29"H x 24"D return right w/ one B/B/F ped	214#	\$1536	\$1458



C313L3	72"W x 48"D x 29"H x 24"D return left w/ one F/F ped	214#	\$1536	\$1458
C313R3	72"W x 48"D x 29"H x 24"D return right w/ one F/F ped	214#	\$1536	\$1458

Model No.	Dimensions	Wt.	List Price	No Modesty Panel (+N) List Price
C343L6	72"W x 48"D x 29"H x 30"D return left, no ped	175#	\$1208	\$1130
C343R6	72"W x 48"D x 29"H x 30"D return right, no ped	175#	\$1208	\$1130

❖ C343L1	72"W x 48"D x 29"H x 30"D return left w/ one B/B/F ped	224#	\$1536	\$1458
❖ C343R1	72"W x 48"D x 29"H x 30"D return right w/ one B/B/F ped	224#	\$1536	\$1458

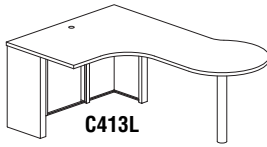


C343L3	72"W x 48"D x 29"H x 30"D return left w/ one F/F ped	224#	\$1536	\$1458
C343R3	72"W x 48"D x 29"H x 30"D return right w/ one F/F ped	224#	\$1536	\$1458

P TABLES

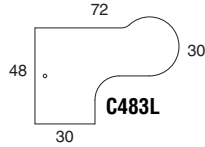
- The "P" Table combines a reference surface with a peninsula table.
- Right (R) and left (L) hand versions available
- One grommet in surface, standard.

- Allows for a very compact work area
- Full height modesty panel included.



• 24"D Return with conference end.

Model No.	Dimensions	Wt.	List Price	No Modesty Panel (+N) List Price
C413L	72"W x 48"D x 29"H x 24"D return left conference	145#	\$1221	\$1144
C413R	72"W x 48"D x 29"H x 24"D return right conference	145#	\$1221	\$1144



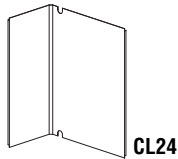
• 30"D Return with conference end.

Model No.	Dimensions	Wt.	List Price	No Modesty Panel (+N) List Price
❖ C483L	72"W x 48"D x 29"H x 30"D return left conference	152#	\$1221	\$1130
❖ C483R	72"W x 48"D x 29"H x 30"D return right conference	152#	\$1221	\$1130

INTERIOR LEG PANEL

- Attaches to leg interior for a clean appearance.
- Provides space to conceal cable management from surface to floor.

- Easy Assembly – Adheres with magnetic tape.

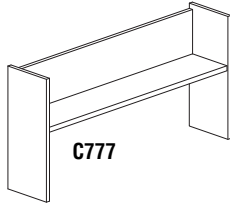


Model No.	Dimensions	Wt.	List Price
CL15	11 1/2"W x 11 1/2"D x 27 1/4"H	9#	\$112
CL24	11 1/2"W x 20 1/4"D x 27 1/4"H	11#	\$141
CL30	11 1/2"W x 26 1/2"D x 27 1/4"H	13#	\$148

OPEN SHELF OVERHEAD

- All steel cabinet body.
- 13 7/8" deep shelf is 20" above desk.

- Accepts optional fabric tack panel and task light.

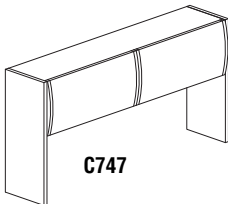


Model No.	Dimensions	Wt.	List Price
C7721	42"W x 14"D x 36"H	55#	\$481
C773	48"W x 14"D x 36"H	58#	\$507
C775	60"W x 14"D x 36"H	65#	\$546
C777	72"W x 14"D x 36"H	75#	\$600

FLIPPER DOOR OVERHEAD

- All steel cabinet body.
- 13 7/8" deep shelf is 20" above desk.
- Locks standard. Concealed under cabinet body and core removable.
- Accepts optional fabric tack panel and task light.

- Contoured door for aesthetics.
- **Door color matches accenting trim components (grommets, worksurface T-mold and privacy panel kits). Available in Black, Taupe, Warm Gray and Ice Gray.**

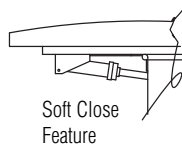


Model No.	Dimensions	Wt.	List Price
C7421	42"W x 15"D x 36"H	80#	\$716
C743	48"W x 15"D x 36"H	85#	\$770
C745	60"W x 15"D x 36"H	103#	\$950
C746	66"W x 15"D x 36"H	108#	\$1002
❖ C747	72"W x 15"D x 36"H	115#	\$1058

FLIPPER DOOR OVERHEAD WITH SOFT CLOSE FEATURE

- Sold as a complete overhead unit.
- Enhanced safety feature ensures controlled movement with pneumatic cylinder.

- Same specifications as Overhead Flipper Door.



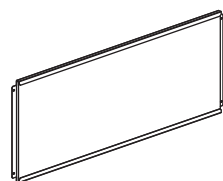
Model No.	Dimensions	Wt.	List Price
C7621	42"W x 15"D x 36"H	80#	\$881
C763	48"W x 15"D x 36"H	85#	\$1087
C765	60"W x 15"D x 36"H	103#	\$1269
C766	66"W x 15"D x 36"H	108#	\$1321
C767	72"W x 15"D x 36"H	115#	\$1376

❖ Indicates Kwik-Ship models.

CSII

FABRIC TACK PANEL FOR OVERHEAD

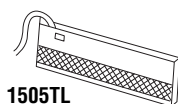
- Tack panel attaches to overhead flipper door unit and overhead shelf.
- Steel frame for mounting included.
- Choose from our Corporate fabrics found on page 148 or special order any Guilford of Maine fabric.
- Optional tack panel provides space at top and bottom for cabling.



Model No.	Dimensions		Wt.	List Price
C8621	39"W x 1/2"D x 17"H	(For use with 42" Overhead)	18#	\$257
C863	45"W x 1/2"D x 17"H	(For use with 48" Overhead)	21#	\$261
C865	57"W x 1/2"D x 17"H	(For use with 60" Overhead)	23#	\$288
C866	63"W x 1/2"D x 17"H	(For use with 66" Overhead)	25#	\$302
❖ C867	69"W x 1/2"D x 17"H	(For use with 72" Overhead)	27#	\$328

TASK LIGHTING

- Task lighting attaches to overhead flipper door unit and overhead shelf.
- Uses energy efficient 15W T8 bulb.
- Includes the diffuser lens.



1505TL


Model No.	Dimensions	Wt.	List Price
❖ 1505TL	20"W x 8"D x 2"H	7#	\$287

Available in Black Only.

KEYED ALIKE LOCK TUMBLERS

Please read carefully to facilitate proper ordering or call customer service at 1-800-822-8037 for assistance.

CSII pedestals ship with keyed alike locks already installed. CSII overheads ship with randomly numbered paired locks (per overhead). To key alike suites of product order the appropriate quantity of like numbered core kits for each workstation. Removable Core Kits include one core, two keys, one core removal tool and instructions.



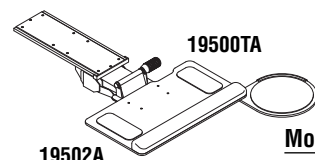
CLCK1

Model No.	Description	Wt.	List Price
CLCK1	Removable Lock Core Kit	1#	\$33
CLCK2	Removable Lock Core Kit	1#	\$33
CLCK3	Removable Lock Core Kit	1#	\$33
CLCK4	Removable Lock Core Kit	1#	\$33
CLCK5	Removable Lock Core Kit	1#	\$33
C88MKEYH	Master Key	1#	\$15

Available in Silver Only.

Note: Tumblers are specific to CSII peds, CSII overheads, lateral files and "P" style peds.

KEYBOARD SUPPORTS



19502A

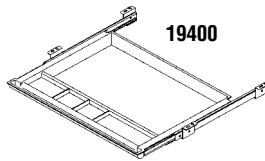
Model No.	Description	Wt.	List Price
❖ 19500TA	Retractable keyboard platform 19 1/2"W x 11"D. 0° to -15° tilt, 360° swivel.	12#	\$381
❖ 19502A	Optional Mouse Platform for 19500TA, 2# 360° swivel, 9"Dia.	\$141	

Available in Black Only.

❖ Indicates Kwik-Ship models.

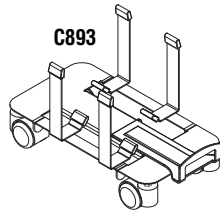
PENCIL DRAWER

- Attaches to underside of worksurface.
- Full extension slides.



Model No.	Dimensions	Wt.	List Price
❖ 19400	21"W x 16"D x 2"H	4#	\$83

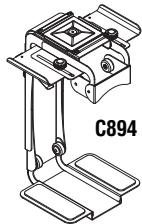
Available in Black Only.

CPU DOLLY

- Automatically adjusts to support CPUs up to 9" wide.
- Adjustable base handle accommodates CPUs of any depth.
- Rolls easily on four 2" double casters to facilitate access to cables, ports, and drives.

Model No.	Dimensions	Wt.	List Price
C893	8 1/2"W x 15"D x CPU height plus 3 3/4"	10#	\$208

Available in Black Only.

CPU HOLDER

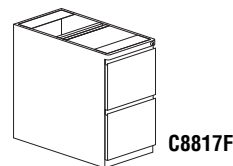
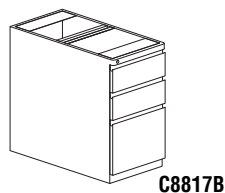
- Easily adjusts to fit CPUs 3"-9 1/2" wide and 12"-22" tall.
- Slides easily and smoothly on nylon glides on 16" track.
- Designed to easily support CPUs weighing up to 70 lbs.
- Rotates a full 360° for complete access to cables and ports.

Model No.	Dimensions	Wt.	List Price
C894	CPU width plus 3 1/2" x 16"D x CPU height plus 4 1/2"	20#	\$291

Available in Black Only.

PEDESTALS

- Full width "J" style pulls.
- Full extension ball bearing slides.
- Locks standard.
- Leveling glides have 5/8" of adjustability.
- Supports letter and legal file widths.
- Unique recessed base design allows casters to be added without adding additional height to the pedestal.
- If not integrating pedestal as a leg, must order pedestal as follows – 24"D surface use 17 1/2"D pedestal, 30", 36" and 39"D surfaces use 24"D pedestal.

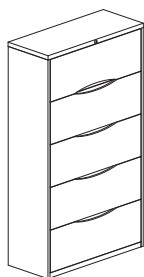


Model No.	Dimensions	Wt.	List Price
C8817B	15"W x 17 1/2"D x 28"H - B/B/F	50#	\$545
C8817F	15"W x 17 1/2"D x 28"H - F/F	48#	\$545
C8824B	15"W x 24"D x 28"H - B/B/F	65#	\$565
C8824F	15"W x 24"D x 28"H - F/F	60#	\$565
C8830B	15"W x 30"D x 28"H - B/B/F	75#	\$583
C8830F	15"W x 30"D x 28"H - F/F	67#	\$583
C8817M	17"D - Mobile Kit	28#	\$76
C8824M	24"D - Mobile Kit	31#	\$78
C8830M	30"D - Mobile Kit	34#	\$82

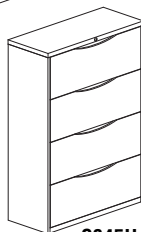
❖ Indicates Kwik-Ship models.

CSII

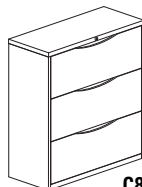
LATERAL FILES



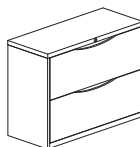
C847H



C845H



C843H

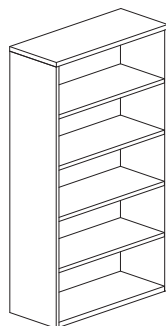


C841H

- Heavy duty, full drawer extension on steel ball bearing telescoping slides.
- All units feature anti-tipping drawer interlock system that allows only one drawer open at a time.
- Stylish, recessed drawer pull.
- Side to side rails support letter, legal and/or A4 filing.
- Top drawer of 5-Drawer Lateral is a roll-out shelf.
- All files ship keyed-alike.
- Single key removable lock.
- Features adjustable leveling glides.
- Counter weight included to meet ANSI/BIFMA stability requirements.
- **Available in Black, Medium Tone, Desert Sage, Mist and Putty. Additional Mayline Corporate Colors available for project quantities of 20 or more and an 8-10 week lead time for no additional charge.**

Model No.	Description	Dimensions	Wt.	List Price
C847H	42"W, 5-Drawer Lateral File	42"W x 18 3/8"D x 64 1/8"H	253#	\$1653
C846H	36"W, 5-Drawer Lateral File	36"W x 18 3/8"D x 64 1/8"H	231#	\$1544
C845H	42"W, 4-Drawer Lateral File	42"W x 18 3/8"D x 52"H	206#	\$1385
C844H	36"W, 4-Drawer Lateral File	36"W x 18 3/8"D x 52"H	188#	\$1226
C843H	42"W, 3-Drawer Lateral File	42"W x 18 3/8"D x 39 3/4"H	163#	\$1060
C842H	36"W, 3-Drawer Lateral File	36"W x 18 3/8"D x 39 3/4"H	147#	\$985
C841H	36"W, 2-Drawer Lateral File	36"W x 18 3/8"D x 27 1/2"H	107#	\$815

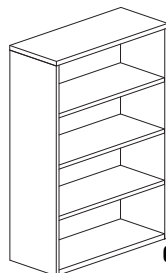
BOOKCASES



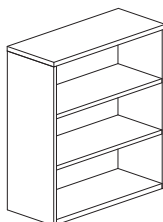
CBC5

- All steel construction.
- **Available in Black, Medium Tone, Desert Sage, Mist and Putty. Additional Mayline Corporate Colors available for a 20% upcharge on a two-week lead time. For project quantities of 20 or more and an 8-10 week lead time, there is NO upcharge.**
- Add a "P" after model number for finishes other than standard listed above.
- Units assemble easily.
- Shelf count includes bottom of bookcase.
- Shelves adjust in 1" increments.
- 13"D shelves easily accommodate 3-ring binders.
- Heights align with CSII desking and hutches.
- Backed by Mayline's Limited Lifetime Warranty.

Model No.	Description	Dimensions	Wt.	List Price
CBC5	5-Shelf Bookcase	36"W x 15 1/8"D x 65"H	106#	\$600
CBC4	4-Shelf Bookcase	36"W x 15 1/8"D x 52 1/2"H	86#	\$493
CBC3	3-Shelf Bookcase	36"W x 15 1/8"D x 40"H	64#	\$384
CBC2	2-Shelf Bookcase	36"W x 15 1/8"D x 27 1/2"H	50#	\$312



CBC4



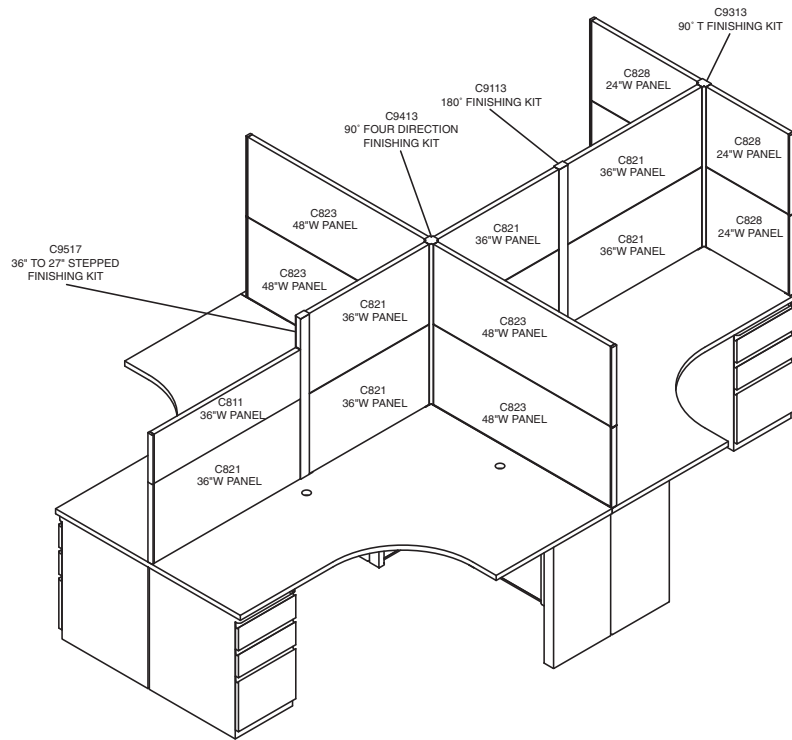
CBC3



CBC2

To Specify:

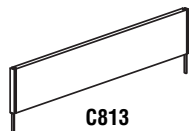
1. Determine Privacy Configuration by calculating corresponding worksurface dimensions.
2. Select required panel widths to match worksurface dimensions and panel height for desired privacy level.
3. Determine finishing kits required based on overall panel height and connection method.
4. Determine desired finishing kit color (Matches Corporate Laminate T-mold offering) and desired fabric.



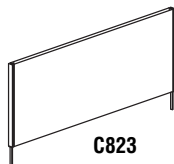
Stackable Privacy Panels are mounted to the worksurface and are available in either 9"H or 18"H. Provides numerous privacy options. Can be stacked or ganged to create many unique combinations, requires finishing kits. Panel heights can be combined for three levels of privacy, either 18", 27" or 36"H only. Trim components are provided in matching T-mold colors of Black, Warm Gray, Taupe and Ice Gray. COM options available: Contact customer service for more information.

• 9" High Stackable Fabric Panels

Model No.	Dimensions	Wt.	List Price
C818	9"H x 24"W x 1 1/4"D	7#	\$417
C810	9"H x 30"W x 1 1/4"D	8#	\$427
C819	9"H x 33"W x 1 1/4"D	9#	\$437
C811	9"H x 36"W x 1 1/4"D	10#	\$447
C812	9"H x 42"W x 1 1/4"D	11#	\$457
C813	9"H x 48"W x 1 1/4"D	12#	\$469

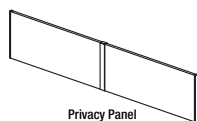
**• 18" High Stackable Fabric Panels**

C828	18"H x 24"W x 1 1/4"D	15#	\$506
C820	18"H x 30"W x 1 1/4"D	16#	\$520
C829	18"H x 33"W x 1 1/4"D	17#	\$533
C821	18"H x 36"W x 1 1/4"D	18#	\$560
C822	18"H x 42"W x 1 1/4"D	19#	\$578
C823	18"H x 48"W x 1 1/4"D	20#	\$587

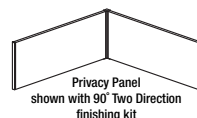


CSII

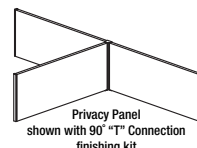
STACKABLE PRIVACY PANEL FINISHING KITS



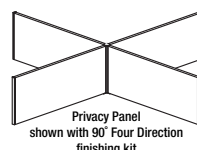
Model No.	Description	Wt.	List Price
C9111	180° Privacy Panel Finishing Kit - 18"H	2#	\$49
C9112	180° Privacy Panel Finishing Kit - 27"H	3#	\$64
C9113	180° Privacy Panel Finishing Kit - 36"H	4#	\$82



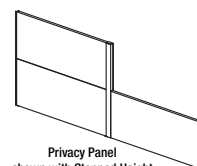
C9211	90° Two direction Privacy Panel Finishing Kit - 18"H	2#	\$53
C9212	90° Two direction Privacy Panel Finishing Kit - 27"H	3#	\$70
C9213	90° Two direction Privacy Panel Finishing Kit - 36"H	4#	\$84



C9311	90° "T" Connection Privacy Panel Finishing Kit - 18"H	3#	\$59
C9312	90° "T" Connection Privacy Panel Finishing Kit - 27"H	4#	\$77
C9313	90° "T" Connection Privacy Panel Finishing Kit - 36"H	5#	\$92



C9411	90° Four direction Privacy Panel Finishing Kit - 18"H	3#	\$66
C9412	90° Four direction Privacy Panel Finishing Kit - 27"H	4#	\$84
C9413	90° Four direction Privacy Panel Finishing Kit - 36"H	5#	\$101



C9512	Stepped Height Privacy Panel Finishing Kit - Stepped 18"-27"H	3#	\$92
C9513	Stepped Height Privacy Panel Finishing Kit - Stepped 18"-36"H	4#	\$110
C9517	Stepped Height Privacy Panel Finishing Kit - Stepped 27"-36"H	5#	\$135

HOW TO ORDER CSII PRIVACY PANEL FABRIC SCREENS

FABRIC
SCREEN OPTIONS

When ordering fabric screens, use the code at right to indicate your fabric option:

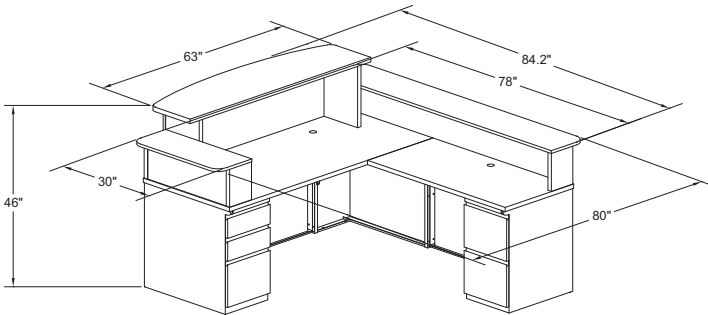
C 8 2 8 C R A	
Product Code	Fabric Option

Any additional Guilford of Maine fabrics are available with a maximum 4-week production lead time for a nominal upcharge. Contact a Mayline customer service representative for more information.

Corporate Fabrics

Fabric Color	Order Code
Spinel	
Tiger Eye	STY
Sand Stone	SSS
Guilden	SGL
Lido	
Balboa	BAL
Heartland	LHL
Bryce Canyon	LBC
Mingle	
Crystal	MCT
Khaki	MHK
Biscuit	MBT
Cross Town	
Buff	CBF
Ray	CRA
Fieldstone	CFS
Anchorage	
Goose	AGS
Bailey	
Khaki	BKH
Hopscotch	
Fieldstone	HFS

CSII RECEPTION



CSII RECEPTION DESK TYPICAL – CST27

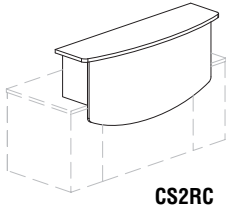
Consists of:

QTY.	MODEL NO.	DESCRIPTION	LIST PRICE EACH
1	C1371	Rectangular Desk, 72" x 30" w/ 1 B/B/F	\$1199
1	C2433	Return, 48" x 24" w/ 1 F/F	\$972
1	CS2RC	Reception Counter	\$809
1	CS2RS78	Reception Auxiliary Counter 78"W	\$539
1	CS2RS30	Reception Auxiliary Counter 30"W	\$385

CST27

TOTAL: \$3904

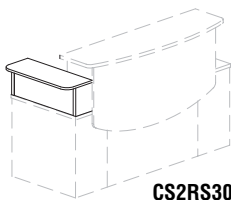
RECEPTION COUNTER



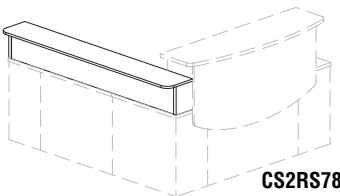
- For rectangular reception desk. To be used on any 72"W x 30"D CSII desk.
- Laminate design.
- 1 1/8" thick bowfront transaction counter.

Model No.	Description	Dimensions	Wt.	List Price
CS2RC	Reception Counter	63"W x 18"D x 17 3/8"H (29"H overall)	115#	\$809

AUXILIARY COUNTER



CS2RS30

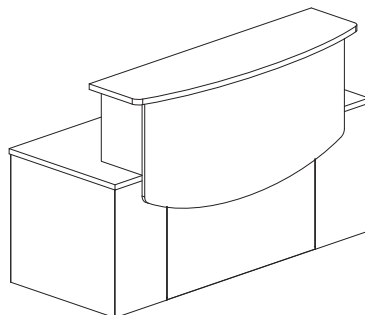


CS2RS78

- 30" counter to be used with reception counter on any 72"W x 30"D CSII desk.
- 78" counter to be used with reception counter on any 72"W x 30"D CSII desk and any 48"W CSII return.
- All laminate design.

Model No.	Description	Dimensions	Wt.	List Price
CS2RS30	30" Auxiliary Counter	30"W x 12"D x 10 3/4"H	30#	\$385
CS2RS78	78" Auxiliary Counter	78"W x 12"D x 10 3/4"H	80#	\$539

CSII RECEPTION DESK TYPICALS



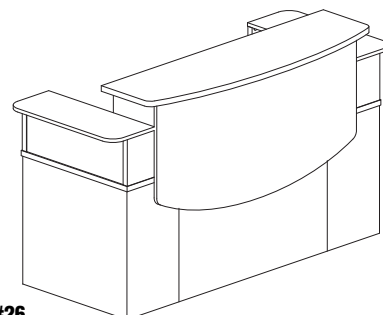
CSII TYPICAL #25

Consists of:

QTY.	MODEL NO.	DESCRIPTION	LIST PRICE EACH
1	C1375	Rect. Desk 72"W x 30"D with 1 B/B/F & 1 F/F Ped	\$1661
1	CS2RC	Reception Counter	\$809

CST25

TOTAL: \$2470



CSII TYPICAL #26

Consists of:

QTY.	MODEL NO.	DESCRIPTION	LIST PRICE EACH
1	C1375	Rect. Desk 72"W x 30"D w/1 B/B/F & 1 F/F Ped	\$1661
1	CS2RC	Reception Counter	\$809
1	CS2RS30	Reception Auxiliary Shelf 30"W	\$385
1	CS2RS30	Reception Auxiliary Shelf 30"W	\$385

CST26

TOTAL: \$3240

CSII CONFERENCE TABLES



CSII CONFERENCE TABLES

Full-size conference tables with optional power and data modules designed for optional power and data access to operate computers and presentation equipment during meetings.

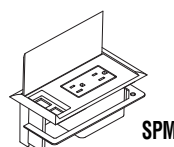
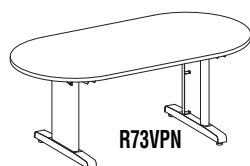
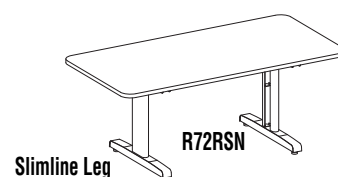
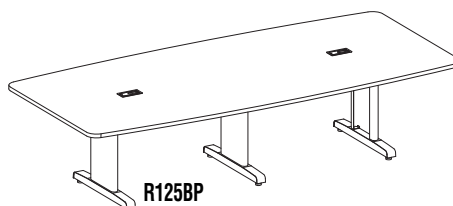
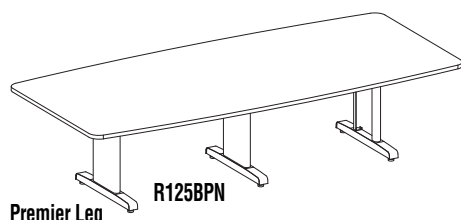
- All tables are 29"H overall.
- Three shapes of conference surfaces: Racetrack, Boat, and Rectangular.
- Table legs are constructed of 14 gauge steel and available in Mayline's standard black finish.
- Tops constructed of 1 1/8" thick high pressure laminate with t-mold edge.
- Tables can be ordered with black grommets.
- If ordering optional power module, table must be ordered with grommets.
- Slimline legs are 7"W and Premier legs are 13"W. Both have integrated cable channels within table legs.
- All tables standard with two legs, except for 120" with three legs.
- **Base Finish:** List prices shown are for black base finish. The bases can be finished in any other standard finish for a \$50 list upcharge.

Add a "C" suffix after the model number and specify standard finish.

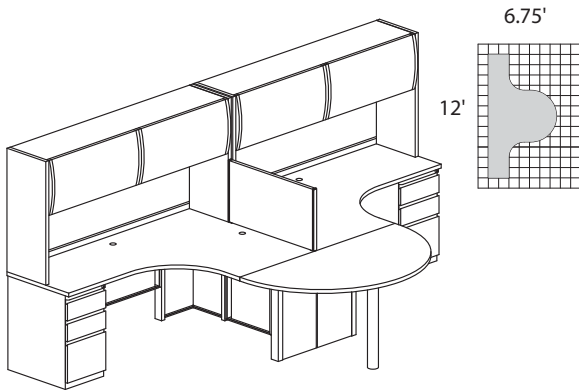
Kwik Ship Finishes: Black/Crown Cherry, Black/Nebula Gray, Black/Mahogany, Medium Tone/Windswept Pewter, and Desert Sage/Classic Rock.

Model No.	Description	Slimline Leg Grommets (+S) List Price	Slimline Leg No Grommets (+SN) List Price	Premier Leg Grommets (+P) List Price	Premier Leg No Grommets (+PN) List Price
R73R	72" x 36" Rectangular	\$1194	\$1107	❖ \$1280	\$1246
R73B	72" x 36" Boat-Shaped	\$1194	\$1107	\$1280	\$1246
R73V	72" x 36" Racetrack	\$1194	\$1107	❖ \$1280	\$1246
R84R	84" x 42" Rectangular	\$1347	\$1314	❖ \$1397	\$1364
R84B	84" x 42" Boat-Shaped	\$1347	\$1314	\$1397	\$1364
R84V	84" x 42" Racetrack	\$1347	\$1314	❖ \$1397	\$1364
R94R	96" x 48" Rectangular	\$1380	\$1347	❖ \$1431	\$1398
R94B	96" x 48" Boat-Shaped	\$1380	\$1347	\$1431	\$1398
R94V	96" x 48" Racetrack	\$1380	\$1347	❖ \$1431	\$1398
R95R	96" x 54" Rectangular	\$1414	\$1380	\$1468	\$1432
R95B	96" x 54" Boat-Shaped	\$1414	\$1380	\$1468	\$1432
R95V	96" x 54" Racetrack	\$1414	\$1380	\$1468	\$1432
R104R	108" x 48" Rectangular	\$1573	\$1541	\$1642	\$1607
R104B	108" x 48" Boat-Shaped	\$1573	\$1541	\$1642	\$1607
R104V	108" x 48" Racetrack	\$1573	\$1541	\$1642	\$1607
R105R	108" x 54" Rectangular	\$1698	\$1665	\$1766	\$1733
R105B	108" x 54" Boat-Shaped	\$1698	\$1665	\$1766	\$1733
R105V	108" x 54" Racetrack	\$1698	\$1665	\$1766	\$1733
R124R	120" x 48" Rectangular	\$1819	\$1784	\$1886	\$1853
R124B	120" x 48" Boat-Shaped	\$1819	\$1784	\$1886	\$1853
R124V	120" x 48" Racetrack	\$1819	\$1784	\$1886	\$1853
R125R	120" x 54" Rectangular	\$1920	\$1886	\$1987	\$1954
R125B	120" x 54" Boat-Shaped	\$1920	\$1886	\$1987	\$1954
R125V	120" x 54" Racetrack	\$1920	\$1886	\$1987	\$1954

Model No.	Description	List Price
❖ SPM	Optional Power Module [includes RJ11-Cat 3 coupler (phone) and RJ45 coupler (data)] – 6' power cord.	\$261



CSII TYPICALS



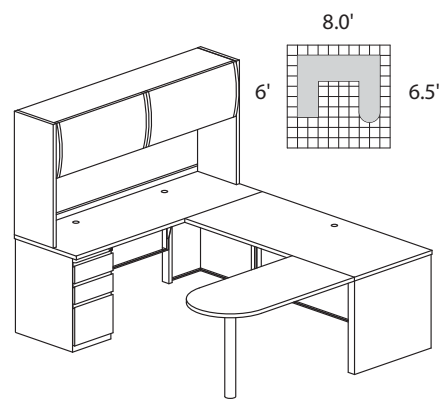
CSII TYPICAL #1

Consists of:

QTY.	MODEL NO.	DESCRIPTION	LIST PRICE EACH
1	C343L1	J Table 72"W x 48"D x 30"H Ret. Left w/One B/B/F	\$1536
1	C343R1	J Table 72"W x 48"D x 30"H Ret. Right w/One B/B/F	\$1536
1	C829	Stackable Fabric Panel 18"H x 33"W	\$533
2	C747	Flipper Door Overhead Unit 72"W x 15"D x 36"H	\$1058
1	C515	Team Table 60"W x 31"H	\$640
2	C867	Fabric Tack Panel for Overhead 69 1/4"W x 17"H	\$328

CST1

TOTAL: \$7017



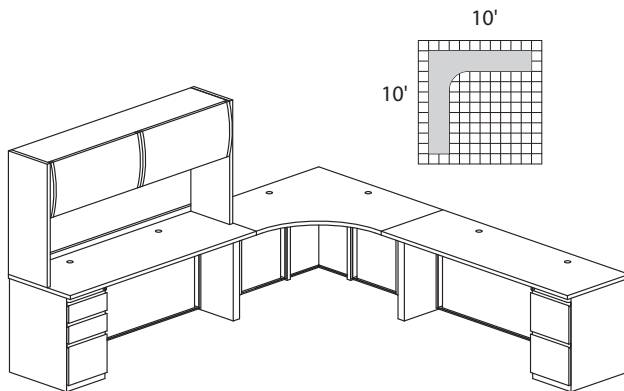
CSII TYPICAL #2

Consists of:

QTY.	MODEL NO.	DESCRIPTION	LIST PRICE EACH
1	C1171	Credenza 72"W x 24"D w/One B/B/F	\$1180
1	C2576	Return 72"W x 30"D	\$812
1	C673	Peninsula Table 48"W x 24"D	\$611
1	C747	Flipper Door Overhead Unit 72"W x 15"D x 36"H	\$1058
1	C867	Fabric Tack Panel for Overhead 69 1/4"W x 17"H	\$328

CST2

TOTAL: \$3989



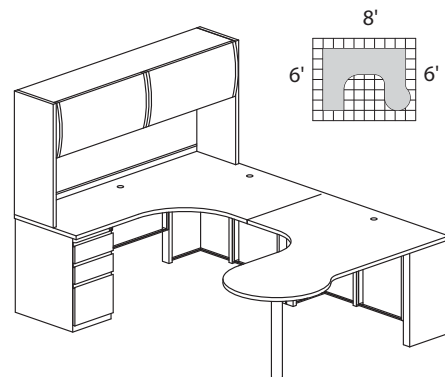
CSII TYPICAL #3

Consists of:

QTY.	MODEL NO.	DESCRIPTION	LIST PRICE EACH
1	C542	Corner Desk 24"D x 42"W x 42"W x 24"D	\$1037
1	C2471	Return 72"W x 24"D w/One B/B/F	\$1147
1	C2473	Return 72"W x 24"D w/One F/F	\$1147
1	C747	Flipper Door Overhead Unit 72"W x 15"D x 36"H	\$1058
1	C867	Fabric Tack Panel for Overhead 69 1/4"W x 17"H	\$328

CST3

TOTAL: \$4717



CSII TYPICAL #4

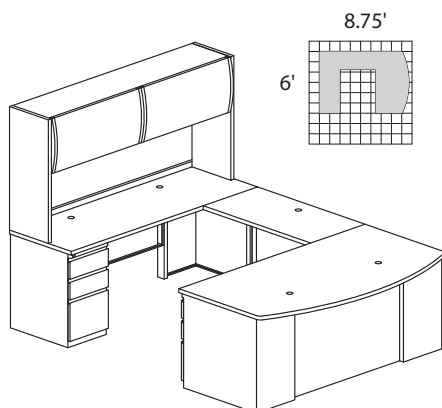
Consists of:

QTY.	MODEL NO.	DESCRIPTION	LIST PRICE EACH
1	C343R1	J Table 72"W x 48"D x 30"H Ret. Right w/One B/B/F	\$1536
1	C483L	P Table 72"W x 48"D x 30"H Ret. Left w/Conference End	\$1221
1	C747	Flipper Door Overhead Unit 72"W x 15"D x 36"H	\$1058
1	C867	Fabric Tack Panel for Overhead 69 1/4"W x 17"H	\$328

CST4

TOTAL: \$4143

CSII TYPICALS

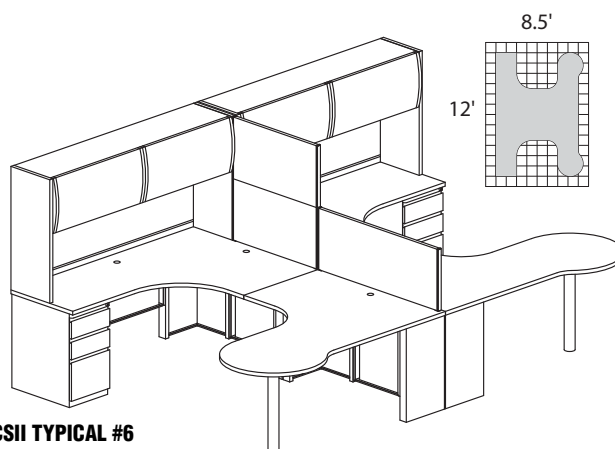


CSII TYPICAL #5

Consists of:

QTY.	MODEL	DESCRIPTION	LIST PRICE EACH
1	C1971	Bowfront Desk 72"W x 39"D w/ One B/B/F	\$1355
1	C282T	Straight Bridge 42"W x 21"D	\$351
1	C1171	Credenza 72"W x 24"D w/ One B/B/F	\$1180
1	C747	Flipper Door Overhead Unit 72"W x 15"D x 36"H	\$1058
1	C867	Fabric Tack Panel for Overhead 69 1/4"W x 17"H	\$328

CST5

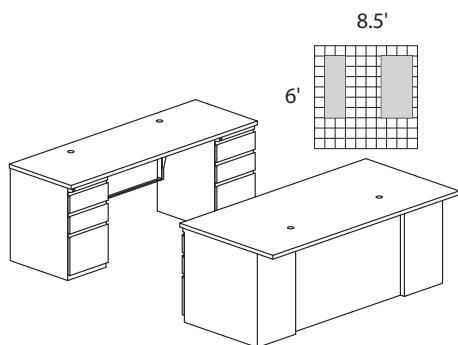
TOTAL: \$4272

CSII TYPICAL #6

Consists of:

QTY.	MODEL	DESCRIPTION	LIST PRICE EACH
1	C343L1	J Table 72"W x 48"D x 30"H Ret. Left w/ One B/B/F	\$1536
1	C343R1	J Table 72"W x 48"D x 30"H Ret. Right w/ One B/B/F	\$1536
1	C483L	P Table 72"W x 48"D x 30"H Ret. Left w/ Conf. End	\$1221
1	C483R	P Table 72"W x 48"D x 30"H Ret. Right w/ Conf. End	\$1221
2	C747	Flipper Door Overhead Units 72"W x 15"D x 36"H	\$1058
2	C867	Fabric Tack Panels for Overhead 69 1/4"W x 17"H	\$328
4	1505TL	Optional Task Lights	\$287
2	C829	Stackable Fabric Panels 33"W x 18"H	\$533
1	C823	Stackable Fabric Panel 48"W x 18"H	\$587
1	C9513	Stepped Height Privacy Panel Finishing Kit	\$110

CST6

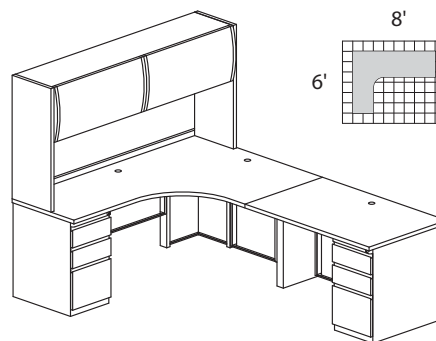
TOTAL: \$11197

CSII TYPICAL #7

Consists of:

QTY.	MODEL	DESCRIPTION	LIST PRICE EACH
1	C1675	Desk 72"W x 36"D w/One B/B/F and One F/F	\$1723
1	C1172	Credenza 72"W x 24"D w/Two B/B/F	\$1629

CST7

TOTAL: \$3352

CSII TYPICAL #8

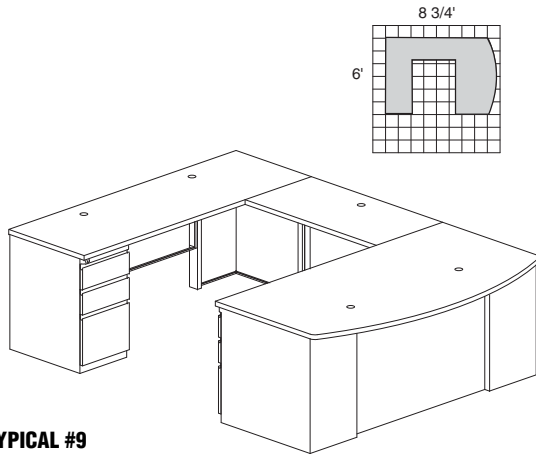
Consists of:

QTY.	MODEL	DESCRIPTION	LIST PRICE EACH
1	C343R1	J Table 72"W x 48"D x 30"H Ret. Right w/ One B/B/F	\$1536
1	C2531	Return 48"W x 30"D w/ One B/B/F	\$1026
1	C747	Flipper Door Overhead Unit 72"W x 15"D x 36"H	\$1058
1	C867	Fabric Tack Panel for Overhead 69 1/4"W x 17"H	\$328

CST8

TOTAL: \$3948

CSII TYPICALS



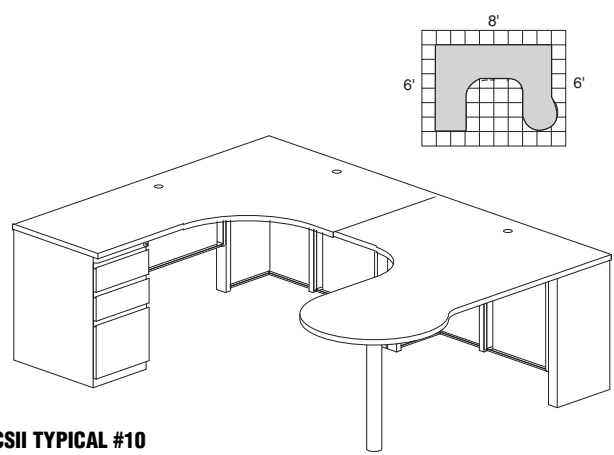
CSII TYPICAL #9

Consists of:

QTY.	MODEL NO.	DESCRIPTION	LIST PRICE EACH
1	C1971	Bowfront Desk 72"W x 39"D w/One B/B/F	\$1355
1	C1171	Credenza 72"W x 24"D w/One B/B/F	\$1180
1	C282T	Straight Bridge 42"W x 24"D	\$351

CST9

TOTAL: \$2886



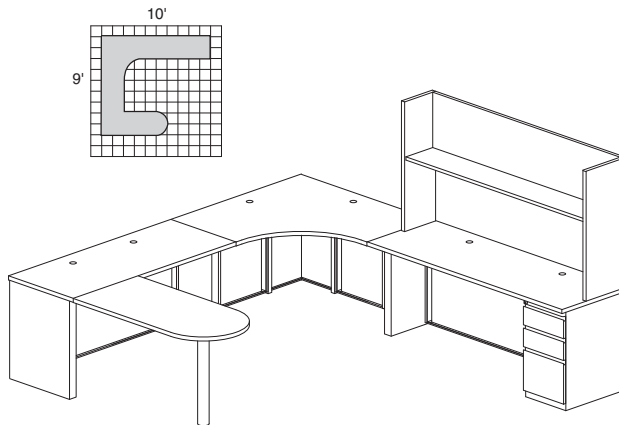
CSII TYPICAL #10

Consists of:

QTY.	MODEL NO.	DESCRIPTION	LIST PRICE EACH
1	C343R1	J Table 72"W x 48"D x 30"D Ret. Right w/One B/B/F	\$1536
1	C483L	P Table 72"W x 48"D x 30"D Ret. Left w/Conf. End	\$1221

CST10

TOTAL: \$2757



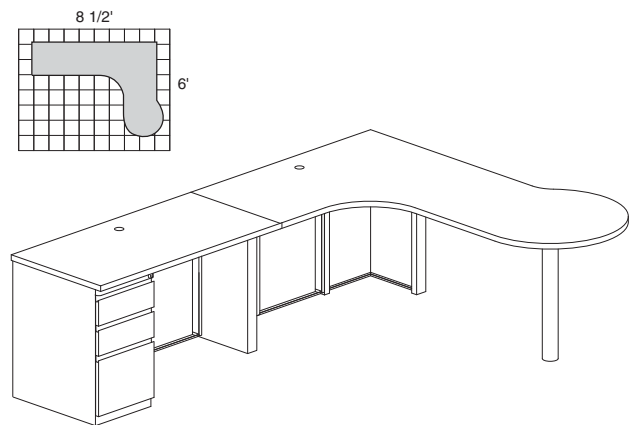
CSII TYPICAL #11

Consists of:

QTY.	MODEL NO.	DESCRIPTION	LIST PRICE EACH
1	C583	Corner Desk 24"D x 48"W x 48"W x 24"D	\$1115
1	C2471	Return 72"W x 24"D w/One B/B/F	\$1147
1	C2456	Return 60"W x 24"D	\$649
1	C673	Peninsula Table 48"W x 24"D	\$611
1	C777	Overhead Open Shelf 72"W x 14"D x 36"H	\$600
1	C867	Fabric Tack Panel for Overhead 69"W x 1/2"D x 17"H	\$328

CST11

TOTAL: \$4450



CSII TYPICAL #12

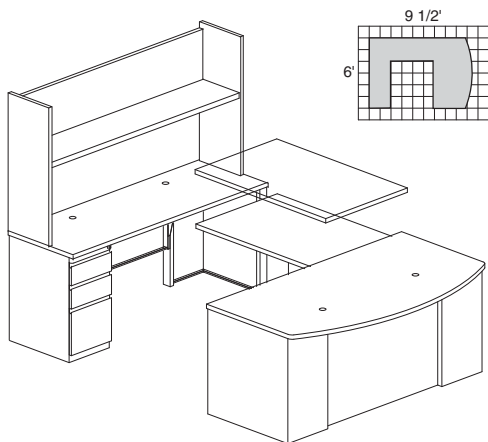
Consists of:

QTY.	MODEL NO.	DESCRIPTION	LIST PRICE EACH
1	C413L	P Table 72"W x 48"D x 24"D Ret. w/Conference End	\$1221
1	C2431	Return 48"W x 24"D w/One B/B/F	\$972

CST12

TOTAL: \$2193

CSII TYPICALS

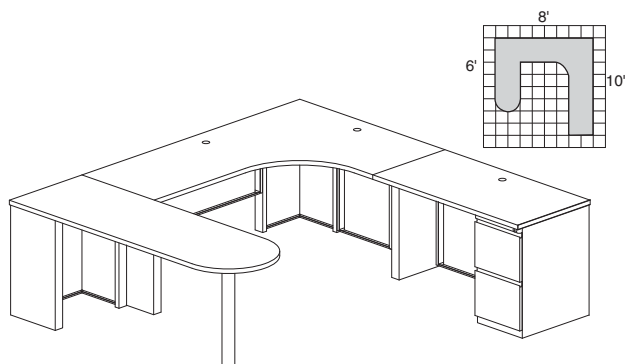


CSII TYPICAL #14

Consists of:

QTY.	MODEL NO.	DESCRIPTION	LIST PRICE EACH
1	C1971	Bowfront Desk 72"W x 39"D w/One B/B/F	\$1355
1	C1171	Credenza 72"W x 24"D w/One B/B/F	\$1180
1	C48A	Height Adjustable Bridge 48"W x 24"D	\$1954
1	C777	Overhead Open Shelf 72"W x 14"D x 36"H	\$600
1	C867	Fabric Tack Panel for Overhead 69"W x 1/2"D x 17"H	\$328

CST14

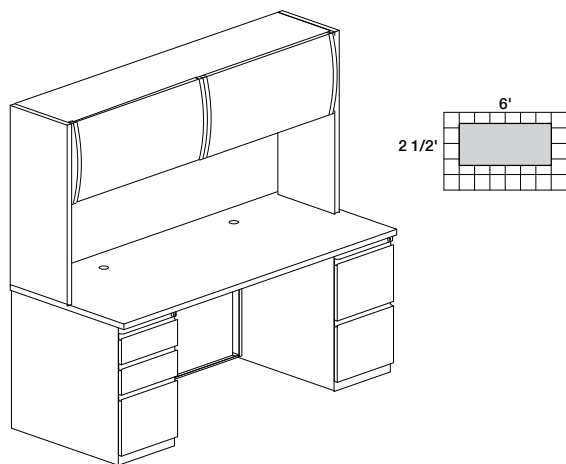
TOTAL: \$5417

CSII TYPICAL #15

Consists of:

QTY.	MODEL NO.	DESCRIPTION	LIST PRICE EACH
1	C313R6	J Table 72"W x 48"D x 24"D Return Right	\$1208
1	C627	Peninsula Table 72"W x 24"D	\$1362
1	C2433	Return 48"W x 24"D w/One F/F	\$972

CST15

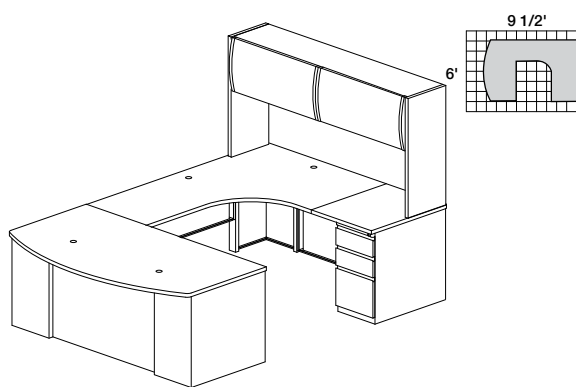
TOTAL: \$3542

CSII TYPICAL #18

Consists of:

QTY.	MODEL NO.	DESCRIPTION	LIST PRICE EACH
1	C1375	Desk 72"W x 30"D w/One B/B/F and One F/F	\$1661
1	C747	Flipper Door Overhead Unit 72"W x 15"D x 36"H	\$1058
1	C867	Fabric Tack Panel for Overhead 69"W x 1/2"D x 17"H	\$328

CST18

TOTAL: \$3047

CSII TYPICAL #19

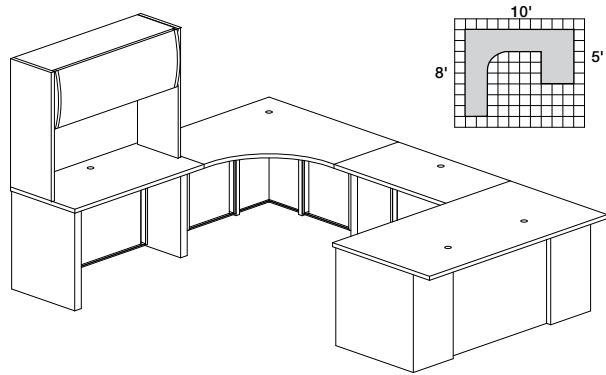
Consists of:

QTY.	MODEL NO.	DESCRIPTION	LIST PRICE EACH
1	C1971	Bowfront Desk 72"W x 39"D w/One B/B/F	\$1355
1	C343R6	J Table 72"W x 48"D x 30"D Return Right	\$1208
1	C2581	Return 24"W x 30"D w/One B/B/F	\$894
1	C747	Flipper Door Overhead Unit 72"W x 15"D x 36"H	\$1058
1	C867	Fabric Tack Panel for Overhead 69"W x 1/2"D x 17"H	\$328

CST19

TOTAL: \$4843

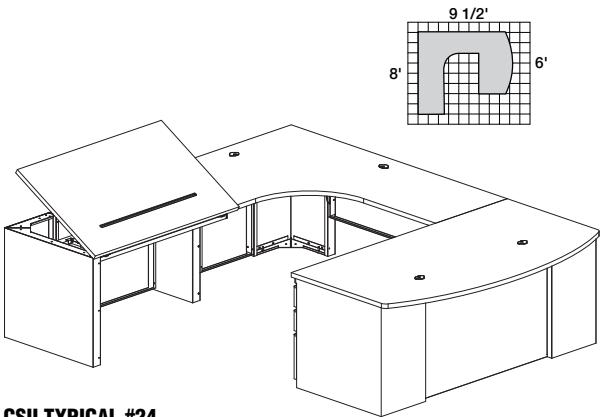
CSII TYPICALS



CSII TYPICAL #22

Consists of:			
QTY.	MODEL NO.	DESCRIPTION	LIST PRICE EACH
1	C583	Corner Desk 24"D x 48"W x 48"W x 24"D	\$1115
1	C1656	Desk 60"W x 36"D	\$776
1	C281T	Straight Bridge 36"W x 24"D w/Tall Modesty Panel	\$333
1	C2436	Return 48"W x 24"D	\$541
1	C743	Flipper Door Overhead Unit 48"W x 15"D x 36"H	\$770
1	C863	Fabric Tack Panel for Overhead 45"W x 17"H	\$261

CST22 **TOTAL: \$3796**



CSII TYPICAL #24

Consists of:			
QTY.	MODEL NO.	DESCRIPTION	LIST PRICE EACH
1	C1971	Bowfront Desk 72"W x 39"D w/One B/B/F	\$1355
1	C343L6	J Table 72"W x 48"D x 30"D Return Left	\$1208
1	C48TR	Tilt Top Return Table 48"W x 30"D	\$1090

CST24 **TOTAL: \$3653**

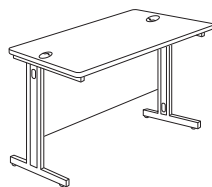
COMMUNICATION STATION® FREESTANDING WORKTABLES



FREESTANDING WORKTABLES

As a courtesy to our customers, Mayline has carried over a select group of Communication Station Free Standing Worktables for stand-alone applications. Please refer back to the CSII section of the price list for all desking accessories and storage features. There is one wire management grommet at each end of 42", 48", 60" and 72" wide worktables and a wire port in each leg upright. Modesty panel included. Legs are universal, left and right.

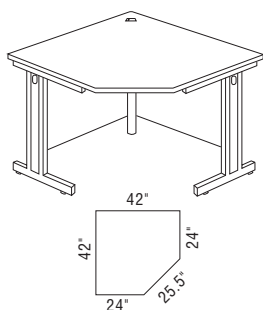
24" deep worktables—desk height



Model No.	Dimensions	Wt.	List Price
243029	30"W x 24"D x 29 1/2"H	56#	\$636
243629	36"W x 24"D x 29 1/2"H	62#	\$676
244829	48"W x 24"D x 29 1/2"H	76#	\$781
246029	60"W x 24"D x 29 1/2"H	91#	\$883
247229	72"W x 24"D x 29 1/2"H	107#	\$989

* No grommet on 30" and 36" widths. 30" wide worktables will not accept any keyboard options

CORNER UNITS



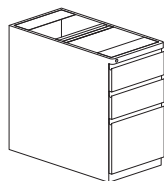
Corner units can be used as freestanding worktables or as part of a larger configuration. Connecting brackets included. Grommet is provided at rear of unit. Modesty panels are standard.

Corner Units for 24" Deep Workstations

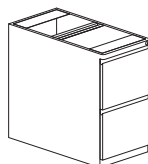
Model No.	Dimensions	Wt.	List Price
242229	42"W x 24"D x 29 1/2"H	87#	\$1176

PEDESTALS

- Full width "J" style pulls.
- Full extension ball bearing slides.
- Locks standard.
- Leveling glides have 5/8" of adjustability.
- Supports letter and legal file widths.
- Unique recessed base design allows casters to be added without adding additional height to the pedestal.



C8817B



C8817F

Model No.	Dimensions	Wt.	List Price
C8817B	15"W x 17 1/2"D x 28"H - B/B/F	50#	\$545
C8817F	15"W x 17 1/2"D x 28"H - F/F	48#	\$545
C8817M	17"D - Mobile Kit	28#	\$76

Conference & Training Tables



**Fixed Leg Tables
Folding Leg Tables
Tilt-Top Tables
Conference Tables
Accessories**

Casegoods

Modular
Desking

**Conference &
Training Tables**

Hospitality/
Breakroom

Seating

Folding/
Stacking

Ergonomic
Desks

High Density
Storage/Filing

Mailroom
Furniture

IT Furniture

Small Office
& Home Office

Drafting
Furniture

MEETING PLUS™ TABLES



MEETING PLUS™ CONFERENCE/TRAINING TABLES

Updated table design built with durability and configurability in mind.

- Modesty panels with integrated extra-wide cable troughs.
 - Tables can be connected together by using the optional ganging accessory
 - All tables standard with one mobile leg and one stationary with levelers.
 - Overall table height: 28 5/8".
 - Optional field installed surface power modules and grommets available – see Tables Accessory pages 178-179.
 - Product shipped within one carton.
 - Tables available in either Low Pressure Laminate with standard T-Mold or High Pressure Laminate with your choice of 3 edge treatments.
 - HPL Edge Treatments: T-Mold (T), Knife-Edge (K), or Fluted (R) available in corporate edge colors.
 - LPL table leg finishes available in Black. All corporate paint colors available for HPL table legs.
 - Kwik-Ship finishes match Aberdeen Series laminates.
 - Select models and finishes are available on the Kwik-Ship delivery program. Look for the "❖" designation in the charts below.
- Quantities are limited to 5 of any model per order. For additional quantities on an expedited lead-time, please call Customer Service to discuss options.

Kwik-Ship Finishes Option #1:

Frame: Black

Rectangular Tables HPL: Cherry / Black knife-edge T-Mold

Pie/Transition Tables HPL: Black / Black knife-edge T-Mold

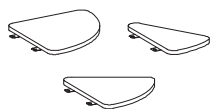
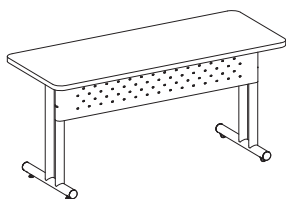
Kwik-Ship Finishes Option #2:

Frame: Sand Beige

Rectangular Tables HPL: Mocha / Taupe knife-edge T-Mold

Pie/Transition Tables HPL: Burnished Chestnut / Taupe knife-edge T-Mold

Order Example M1848HK: M1848 = Base Model; H = HPL; K = Knife-Edge



18" RECTANGULAR

Model No.	Dimensions	Wt.	LPL List Price "T" Suffix	HPL List Price "H" Suffix T-Mold List Price "T, K or R" Suffix
M1848	48"W x 18"D	74#	\$673	\$735
M1860	60"W x 18"D	87#	\$723	\$796
M1872	72"W x 18"D	97#	\$833	\$919

18" PIE CONNECTORS

Model No.	Dimensions	Wt.	LPL List Price "T" Suffix	HPL List Price "H" Suffix T-Mold List Price "T, K or R" Suffix
P3018	18" x 30° Pie	4#	\$208	\$233
P6018	18" x 60° Pie	8#	\$219	\$244
P9018	18" x 90° Pie	12#	\$233	\$257

24" RECTANGULAR

Model No.	Dimensions	Wt.	LPL List Price "T" Suffix	HPL List Price "H" Suffix T-Mold List Price "T, K or R" Suffix
M2448	48"W x 24"D	80#	\$723	\$796
M2460	60"W x 24"D	90#	\$772	❖ \$858
M2472	72"W x 24"D	103#	\$883	❖ \$981

24" PIE CONNECTORS

Model No.	Dimensions	Wt.	LPL List Price "T" Suffix	HPL List Price "H" Suffix T-Mold List Price "T, K or R" Suffix
P3024	24" x 30° Pie	6#	\$208	❖ \$233
P6024	24" x 60° Pie	12#	\$219	❖ \$244
P9024	24" x 90° Pie	18#	\$233	❖ \$257

24" CRESCENT/TRAPEZOID

Model No.	Dimensions	Wt.	LPL List Price "T" Suffix	HPL List Price "H" Suffix T-Mold List Price "T, K or R" Suffix
MC24	66"W x 24"D Crescent (48"Radius)	80#	\$772	\$858
MT2454	54"W x 24"D Trapezoid	80#	\$735	\$809

30" RECTANGULAR

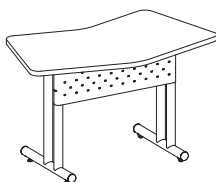
Model No.	Dimensions	Wt.	LPL List Price "T" Suffix	HPL List Price "H" Suffix T-Mold List Price "T, K or R" Suffix
M3048	48"W x 30"D	86#	\$772	\$858
M3060	60"W x 30"D	99#	\$821	\$919
M3072	72"W x 30"D	109#	\$944	\$1042

❖ Indicates Kwik-Ship models.

MEETING PLUS™ CONFERENCE/TRAINING TABLES

30° PIE CONNECTORS

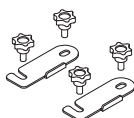
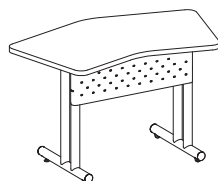
Model No.	Dimensions	Wt.	LPL List Price "T" Suffix	HPL List Price "H" Suffix T-Mold List Price "T, K or R" Suffix
P3030	30" x 30° Pie	8#	\$208	\$233
P6030	30" x 60° Pie	16#	\$219	\$244
P9030	30" x 90° Pie	22#	\$233	\$257



TRANSITION TABLES

(Surfaces can be installed in either direction)

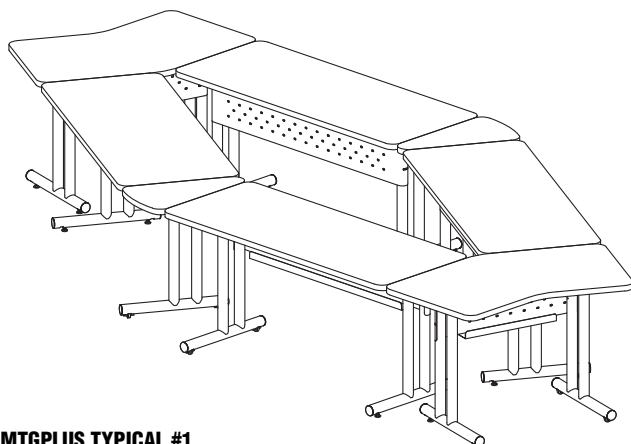
Model No.	Dimensions	Wt.	LPL List Price "T" Suffix	HPL List Price "H" Suffix T-Mold List Price "T, K or R" Suffix
M18	36 1/2"W x 18"D	74#	\$649	\$735
M24	48"W x 24"D	80#	\$772	❖ \$858
M30	59 1/2"W x 30"D	100#	\$896	\$981



UNIVERSAL GANGING ACCESSORY – designed to connect two table edges together.

Model No.	Description	Wt.	List Price
❖ 10GA	Universal Ganging Accessory	1#	\$48

MEETING PLUS TYPICALS

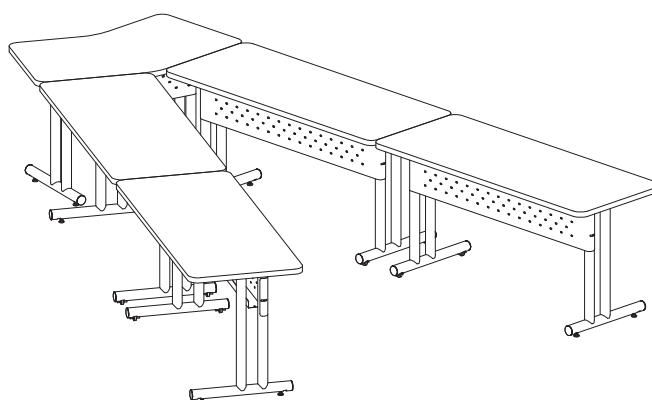


MTGPLUS TYPICAL #1

Consists of:

QTY.	MODEL NO.	DESCRIPTION	LIST PRICE EACH
4	M2460HK	Rect. Table, 24 x 60 w/Knife Edge T-Mold	\$858
2	M24HK	Transition Table w/Knife Edge T-Mold	\$858
2	P3024HK	30° Pie w/Knife Edge T-Mold	\$233
4	10GA	Ganging Kit	\$48

MTGPLUS1

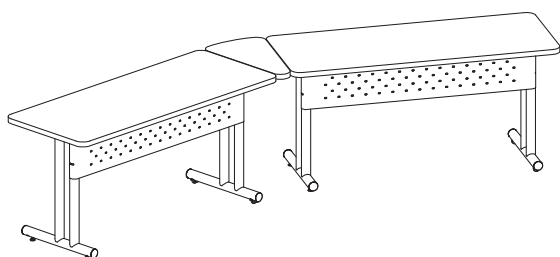
TOTAL: \$5804

MTGPLUS TYPICAL #2

Consists of:

QTY.	MODEL NO.	DESCRIPTION	LIST PRICE EACH
4	M2460HK	Rect. Table, 24 x 60 w/Knife Edge T-Mold	\$858
1	M24HK	Transition Table w/Knife Edge T-Mold	\$858
4	10GA	Ganging Kit	\$48

MTGPLUS2

TOTAL: \$4481

MTGPLUS TYPICAL #3

Consists of:

QTY.	MODEL NO.	DESCRIPTION	LIST PRICE EACH
2	M2460HK	Rect. Table, 24 x 60 w/Knife Edge T-Mold	\$858
1	P3024HK	30° Pie w/Knife Edge T-Mold	\$233

MTGPLUS3

TOTAL: \$1949

TALON® TABLES



TALON® CONFERENCE/TRAINING TABLES WITH STANDARD WEIGHT TOPS

- Completely assembled frame made of welded tubular steel construction.
 - Modesty Panel integrated into the design.
 - Tables can be connected together by using the supplied ganging kit.
 - 100 lb. capacity – weight evenly distributed.
 - Overall table height is 28 3/4".
 - Tables are 5" wide when folded.
 - Tables available in either Low Pressure Laminate with standard T-Mold or High Pressure Laminate with your choice of 3 edge treatments.
 - Frames and surface tops shipped in separate cartons.
 - Optional field installed surface power modules and grommets available – see Tables Accessory pages 178-179.
 - HPL Edge Treatments: T-Mold (T), Knife-Edge (K), or Fluted (R) available in corporate edge colors.
 - Select models and finishes are available on the Kwik-Ship delivery program. Look for the "❖" designation in the charts below.
- Quantities are limited to 5 of any model per order. For additional quantities on an expedited lead-time, please call Customer Service to discuss options.

Kwik-Ship Finishes Option #1:

Frame: Black

Rectangular Tables HPL: Cherry / Black knife-edge T-Mold

Pie/Transition Tables HPL: Black / Black knife-edge T-Mold

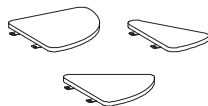
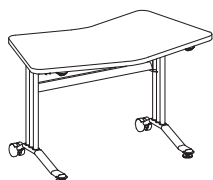
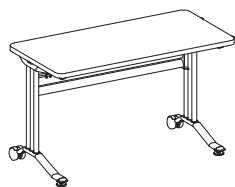
Kwik-Ship Finishes Option #2:

Frame: Black

Rectangular Tables HPL: Mocha / Black knife-edge T-Mold

Pie/Transition Tables HPL: Burnished Chestnut / Black knife-edge T-Mold

Order Example TB48RHK: TB48R = Base Model; H = HPL; K = Knife-Edge



Model No.	Dimensions	Wt.	LPL List Price "T" Suffix	HPL List Price "H" Suffix T-Mold List Price "T, K or R" Suffix
TB48R	48" x 24" Rectangular	80#	\$632	❖ \$695
TB54R	54" x 24" Rectangular	90#	\$669	❖ \$713
TB60R	60" x 24" Rectangular	100#	\$708	❖ \$781
TB72R	72" x 24" Rectangular	105#	\$784	❖ \$881

TRANSITION TABLES (Surfaces can be installed in either direction)

Model No.	Dimensions	Wt.	LPL List Price "T" Suffix	HPL List Price "H" Suffix T-Mold List Price "T, K or R" Suffix
TB24	24"D Transition Table	80#	\$698	❖ \$772

PIE CONNECTORS

Model No.	Dimensions	Wt.	LPL List Price "T" Suffix	HPL List Price "H" Suffix T-Mold List Price "T, K or R" Suffix
P3024	24" x 30° Pie	6#	\$208	❖ \$233
P6024	24" x 60° Pie	12#	\$219	❖ \$244
P9024	24" x 90° Pie	18#	\$233	❖ \$257

24" CRESCENT/TRAPEZOID

Model No.	Dimensions	Wt.	LPL List Price "T" Suffix	HPL List Price "H" Suffix T-Mold List Price "T, K or R" Suffix
TB60C	67" x 24" Crescent (48" Radius)	85#	\$662	\$735
TB60T	60" x 24" Trapezoid	85#	\$687	\$737
1020FTC	Folding Table Cart			\$1281

TALON® CONFERENCE/TRAINING TABLES WITH LIGHTWEIGHT TOPS

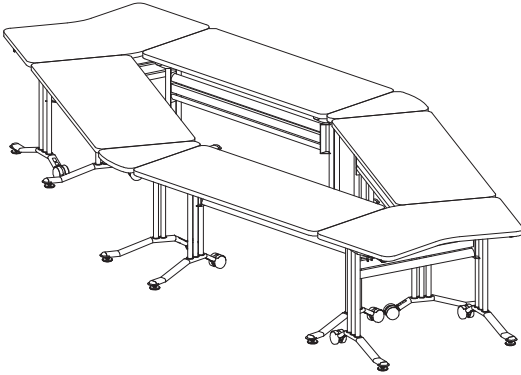
- Talon base with lightweight surfaces.
- Easier to handle.
- Metal to metal connections in solid wood core. 1" thick with 3mm PVC edge, black only.
- Pie Connectors and Transition Tables not available for Lightweight Tables.
- 100 lb. capacity – weight evenly distributed.
- Overall table height is 28 3/4".

24" DEEP

Model No.	Dimensions	Wt.	List Price
TTLP48RS	Talon Lightweight, Rectangular 48" x 24" Static Base	67#	\$755
TTLP54RS	Talon Lightweight, Rectangular 54" x 24" Static Base	70#	\$772
TTLP60RS	Talon Lightweight, Rectangular 60" x 24" Static Base	80#	\$847
TTLP72RS	Talon Lightweight, Rectangular 72" x 24" Static Base	85#	\$956

❖ Indicates Kwik-Ship models.

TALON® TYPICALS



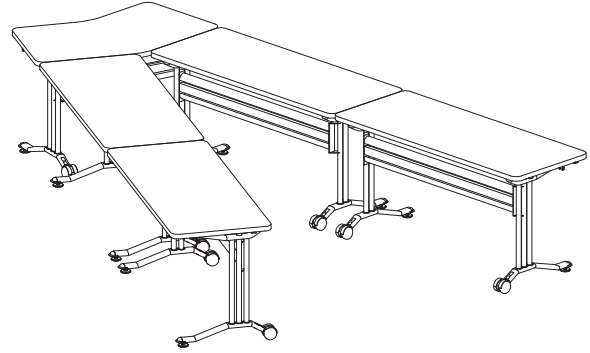
TALON HPL TYPICAL #1

Consists of:

QTY.	MODEL NO.	DESCRIPTION	LIST PRICE EACH
4	TB60RHK	Rect. Table, 24 x 60 w/Knife Edge T-Mold	\$781
2	TB24HK	24"D Transition Table w/Knife Edge T-Mold	\$772
2	P3024HK	24 x 30° Pie w/Knife Edge T-Mold	\$233

TALON1

TOTAL: \$5132



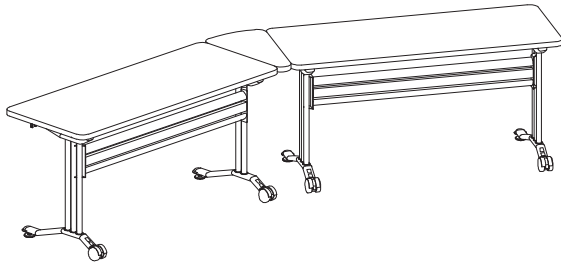
TALON HPL TYPICAL #2

Consists of:

QTY.	MODEL NO.	DESCRIPTION	LIST PRICE EACH
4	TB60RHK	Rect. Table, 24 x 60 w/Knife Edge T-Mold	\$781
1	TB24HK	24"D Transition Table w/Knife Edge T-Mold	\$772

TALON2

TOTAL: \$3895



TALON HPL TYPICAL #3

Consists of:

QTY.	MODEL NO.	DESCRIPTION	LIST PRICE EACH
2	TB60RHK	Rect. Table, 24 x 60 w/Knife Edge T-Mold	\$781
1	P3024HK	24 x 30° Pie w/Knife Edge T-Mold	\$233

TALON3

TOTAL: \$1794

Casegoods

Modular
Desking

Conference &
Training Tables

Hospitality/
Breakroom

Seating

Folding/
Stacking

Ergonomic
Desks

High Density
Storage/Filing

Mailroom
Furniture

IT Furniture

Small Office
& Home Office

Drafting
Furniture

SYNC



GSA

SYNC TRAINING TABLES

- Single-handed center control mechanism for convenient flip of the top.
- Minimal assembly required, installs in minutes.
- Tables straight-row nest for compact storage.
- Integrated modesty panel with built-in cable trough.
- Tables can be connected together by using ganging kit (included).
- Tables are shipped in two boxes.
- Overall table height: 29 1/2", four 3" locking casters.
- Optional field installed power options available – see Tables Accessory page 178.
- Tables available in either Thermally Fused Laminate with standard T-Mold or High Pressure Laminate with your choice of (3) edge treatments.
- HPL T-Mold Edge Treatments: Standard T-Mold (T), Knife-Edge (K), or Fluted (R) available in corporate edge colors.
- Select models and finishes are available on the Kwik-Ship delivery program. Look for the "❖" designation in the charts below.
- Quantities are limited to 5 of any model per order. For additional quantities on an expedited lead-time, please call Customer Service to discuss options.
- \$50 List Upcharge per added grommet hole.
- Kwik-Ship finishes match Aberdeen and Brighton casegood products.

Kwik-Ship Finishes Option #1:

Frame: Silver

Rectangle Tables Thermally Fused Laminate:

Biltmore Cherry/Black Standard T-Mold

Kwik-Ship Finishes Option #2:

Frame: Silver

Rectangle Tables Thermally Fused Laminate:

Witchcraft Mocha/Black Standard T-Mold



30° Pie



60° Pie



90° Pie

18" RECTANGULAR

Model No.	Description	Wt.	LPL List Price "T" Suffix	HPL List Price "H" Suffix T-Mold List Price "T, K or R" Suffix
SY1848	48" x 18" Rectangular	66#	❖ \$577	\$632
SY1854	54" x 18" Rectangular	71#	\$619	\$666
SY1860	60" x 18" Rectangular	76#	❖ \$632	\$699
SY1866	66" x 18" Rectangular	80#	\$654	\$714
SY1872	72" x 18" Rectangular	86#	❖ \$672	\$742

18" PIE CONNECTORS

P3018	18" x 30° Pie	4#	\$208	\$233
P6018	18" x 60° Pie	8#	\$219	\$244
P9018	18" x 90° Pie	12#	\$233	\$257

24" RECTANGULAR/CRESCENT/TRAPEZOID

SY2448	48" x 24" Rectangular	76#	❖ \$632	\$699
SY2454	54" x 24" Rectangular	82#	\$673	\$738
SY2460	60" x 24" Rectangular	86#	❖ \$699	\$770
SY2466	66" x 24" Rectangular	92#	\$725	\$809
SY2472	72" x 24" Rectangular	96#	❖ \$742	\$825
SYC24	67" x 24" Crescent (48" Radius)	78#	\$714	\$785
SYP24	60" x 24" Trapezoid	78#	\$714	\$785

24" PIE CONNECTORS

P3024	24" x 30° Pie	6#	\$208	\$233
P6024	24" x 60° Pie	12#	\$219	\$244
P9024	24" x 90° Pie	18#	\$233	\$257

30" RECTANGULAR

SY3048	48" x 30" Rectangular	86#	\$687	\$770
SY3054	54" x 30" Rectangular	93#	\$721	\$805
SY3060	60" x 30" Rectangular	99#	\$756	\$838
SY3066	66" x 30" Rectangular	105#	\$782	\$865
SY3072	72" x 30" Rectangular	111#	\$809	\$892

30" PIE CONNECTORS

P3030	30" x 30° Pie	8#	\$208	\$233
P6030	30" x 60° Pie	16#	\$219	\$244
P9030	30" x 90° Pie	22#	\$233	\$257

TRANSITION TABLES

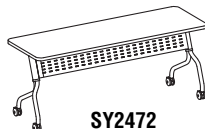
SYT24	48"W x 24"D	78#	\$757	\$813
SYT30	48"W x 30"D	100#	\$781	\$836




SY2448



SY2460



SY2472



SYP24

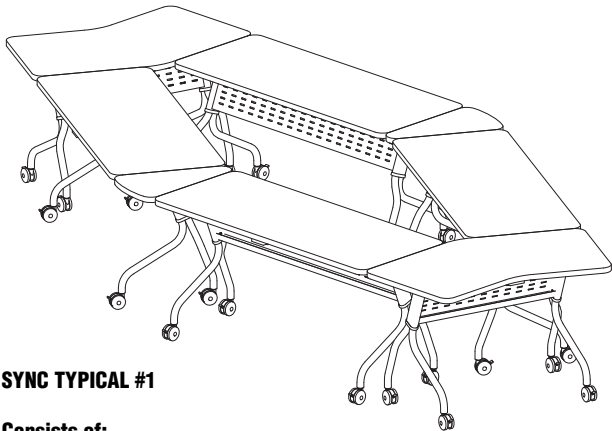


SYT24



SYT30

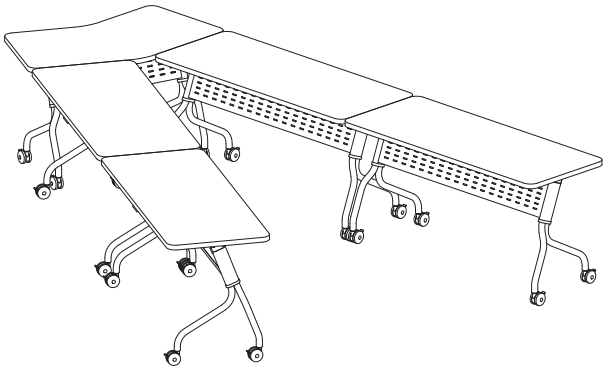
SYNC TYPICALS



SYNC TYPICAL #1

Consists of:			
QTY.	MODEL NO.	DESCRIPTION	LIST PRICE EACH
4	SY2460T	Rectangular Table, 24" x 60"	\$699
2	SYT24T	24"D Transition Table	\$757
2	P3024T	24" x 30° Pie	\$208

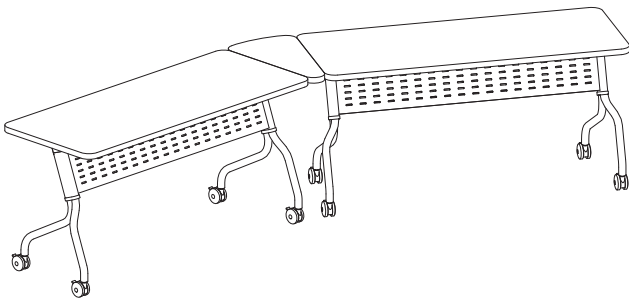
SYNC1 TOTAL: \$4726



SYNC TYPICAL #2

Consists of:			
QTY.	MODEL NO.	DESCRIPTION	LIST PRICE EACH
4	SY2460T	Rectangular Table, 24" x 60"	\$699
1	SYT24T	24"D Transition Table	\$757

SYNC2 TOTAL: \$3553



SYNC TYPICAL #3

Consists of:			
QTY.	MODEL NO.	DESCRIPTION	LIST PRICE EACH
2	SY2460T	Rectangular Table, 24" x 60"	\$699
1	P3024T	24" x 30° Pie	\$208

SYNC3 TOTAL: \$1606

FLIP-N-GO® TABLES



FLIP-N-GO TABLES

An excellent solution for your training or conference room needs.

- Minimal assembly required.
- Tables nest for compact storage.
- Tables can be connected together by using the included ganging accessory.
- Overall HPL table height: 29".
- \$50 List Upcharge for each grommet hole.
- Optional field installed surface power modules and grommets available – see Tables Accessory pages 178-179.
- Tables available in either Thermally Fused Laminate with standard T-Mold or High Pressure Laminate with your choice of 3 edge treatments.
- HPL T-Mold Edge Treatments: Standard T-Mold (T), Knife-Edge (K), or Fluted (R) available in corporate edge colors.
- Select models and finishes are available on the Kwik-Ship delivery program. Look for the "❖" designation in the charts below.

Quantities are limited to 5 of any model per order. For additional quantities on an expedited lead-time, please call Customer Service to discuss options.

Kwik-Ship Finishes Option #1:

Frame: Black

Rectangular Tables LPL: Folkstone / Black Standard T-Mold

Pie/Transition Tables LPL: Black / Black Standard T-Mold

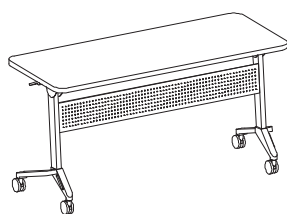
Kwik-Ship Finishes Option #2:

Frame: Black

Rectangular Tables LPL: Mahogany / Black Standard T-Mold

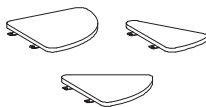
Pie/Transition Tables LPL: Black / Black Standard T-Mold

Order Example LF1848HK: LF1848 = Base Model; H = HPL; K = Knife-Edge



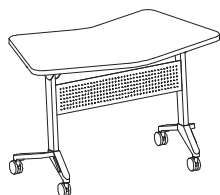
18" RECTANGULAR

Model No.	Dimensions	Wt.	LPL List Price "T" Suffix	HPL List Price "H" Suffix T-Mold List Price "T, K or R" Suffix
LF1848	48" x 18" Rectangular	66#	❖\$524	\$574
LF1860	60" x 18" Rectangular	76#	❖\$574	\$637
LF1872	72" x 18" Rectangular	86#	❖\$612	\$674



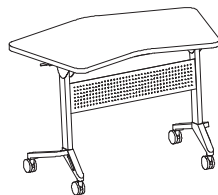
18" PIE CONNECTORS

Model No.	Dimensions	Wt.	LPL List Price "T" Suffix	HPL List Price "H" Suffix T-Mold List Price "T, K or R" Suffix
P3018	18" x 30° Pie	4#	❖\$208	\$233
P6018	18" x 60° Pie	8#	❖\$219	\$244
P9018	18" x 90° Pie	12#	❖\$233	\$257



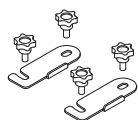
24" RECTANGULAR/CRESCENT/TRAPEZOID

Model No.	Dimensions	Wt.	LPL List Price "T" Suffix	HPL List Price "H" Suffix T-Mold List Price "T, K or R" Suffix
LF2448	48" x 24" Rectangular	76#	❖\$574	\$637
LF2460	60" x 24" Rectangular	86#	❖\$637	\$699
LF2472	72" x 24" Rectangular	96#	❖\$674	\$749
LC24	67" x 24" Crescent (48" Radius)	76#	\$687	\$749
LP24	60" x 24" Trapezoid	76#	\$612	\$662



24" PIE CONNECTORS

Model No.	Dimensions	Wt.	LPL List Price "T" Suffix	HPL List Price "H" Suffix T-Mold List Price "T, K or R" Suffix
P3024	24" x 30° Pie	6#	❖\$208	\$233
P6024	24" x 60° Pie	12#	❖\$219	\$244
P9024	24" x 90° Pie	18#	❖\$233	\$257

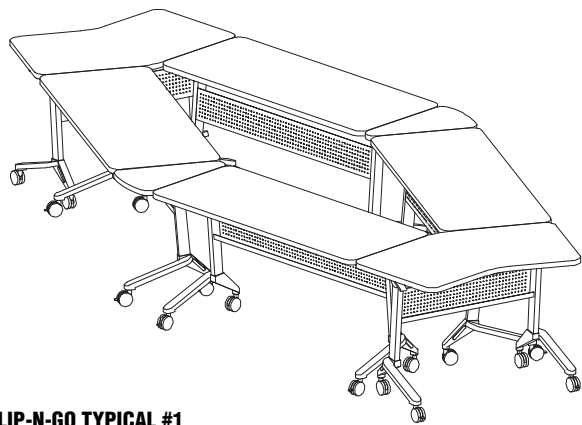


TRANSITION TABLES

(Surfaces can be installed in either direction)

Model No.	Dimensions	Wt.	LPL List Price "T" Suffix	HPL List Price "H" Suffix T-Mold List Price "T, K or R" Suffix
LT24	48"W x 24"D	76#	❖\$688	\$749

FLIP-N-GO TYPICALS



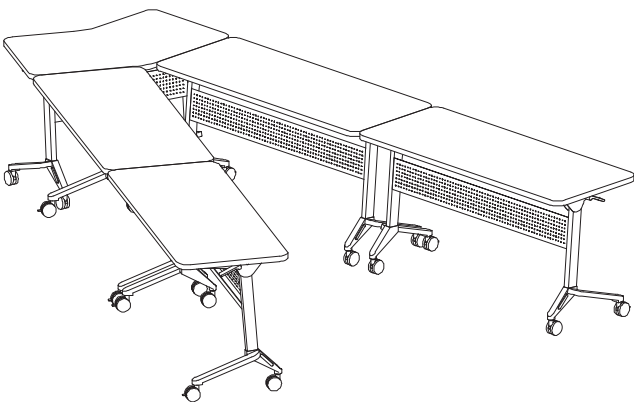
FLIP-N-GO TYPICAL #1

Consists of:

QTY.	MODEL NO.	DESCRIPTION	LIST PRICE EACH
4	LF2460T	Rect. Table, 24 x 60	\$637
2	LT24T	24"D Transition Table	\$688
2	P3024T	24" x 30° Pie	\$208

FLIP1

TOTAL: \$4340



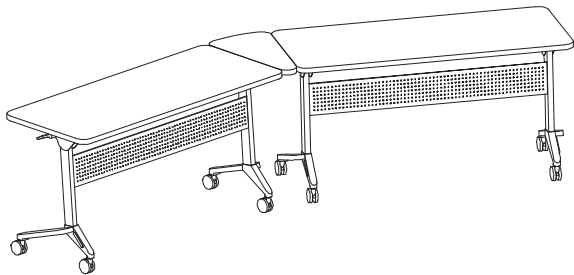
FLIP-N-GO TYPICAL #2

Consists of:

QTY.	MODEL NO.	DESCRIPTION	LIST PRICE EACH
4	LF2460T	Rect. Table, 24 x 60	\$637
1	LT24T	24"D Transition Table	\$688

FLIP2

TOTAL: \$3236



FLIP-N-GO TYPICAL #3

Consists of:

QTY.	MODEL NO.	DESCRIPTION	LIST PRICE EACH
2	LF2460T	Rect. Table, 24" x 60"	\$637
1	P3024T	24" x 30° Pie	\$208

FLIP3

TOTAL: \$1482

Casegoods

Modular
Desking

Conference &
Training Tables

Hospitality/
Breakroom

Seating

Folding/
Stacking

Ergonomic
Desks

High Density
Storage/Filing

Mailroom
Furniture

IT Furniture

Small Office
& Home Office

Drafting
Furniture

ENCOUNTER TABLES



ENCOUNTER CONFERENCE AND TRAINING TABLES

Encounter offers a clean, refined appearance at incredible pricing

Specifications

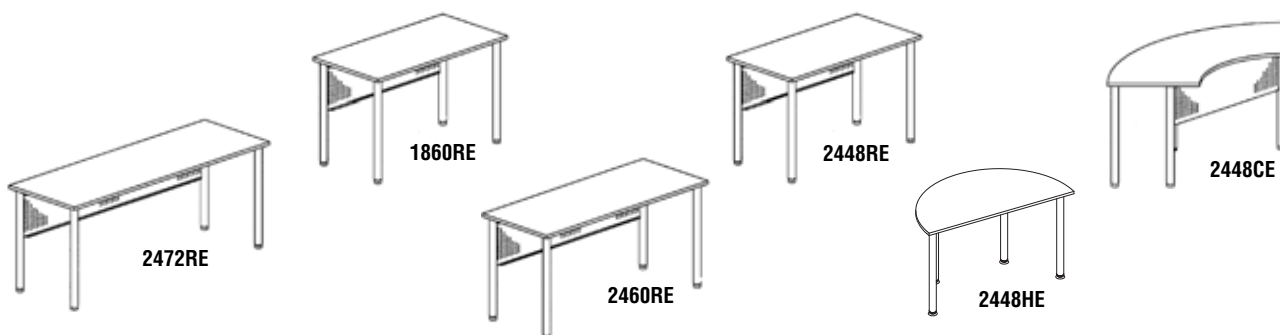
- Scratch Resistance Melamine Surface
- Heavy Gauge Steel Frame Construction
- Attractive Solid Stance with Leveling Glides
- Clean, Refined Appearance
- Ganging Hardware standard
- Durable PVC Edging

- **Color:** Cherry and Folkstone surfaces with legs and modesty panels in black **only**.

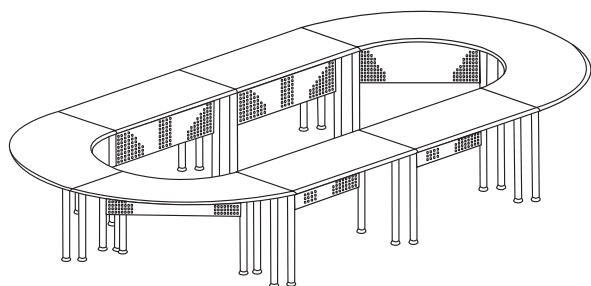
***Note:** These tables are designed for static use applications only. They are not designed to be slid and/or dragged across any floor surface. For applications requiring mobility, please refer to one of our many mobile training table options.

- All models in all finishes are available on both the Kwik-Ship and Fast Freight delivery programs with no quantity limitations.

Model No.	Description	Wt.	List Price
❖ 1872RE	72"W x 18"D x 29"H Rectangular Meeting/Training Table	65#	\$591
❖ 2472RE	72"W x 24"D x 29"H Rectangular Meeting/Training Table	70#	\$657
❖ 1860RE	60"W x 18"D x 29"H Rectangular Meeting/Training Table	55#	\$541
❖ 2460RE	60"W x 24"D x 29"H Rectangular Meeting/Training Table	60#	\$574
❖ 2448RE	48"W x 24"D x 29"H Rectangular Meeting/Training Table	50#	\$493
❖ 2448HE	48"W x 24"D x 29"H Half-Round Meeting/Training Table	45#	\$410
❖ 2448CE	67"W x 24"D x 29"H Crescent Meeting/Training Table	55#	\$690



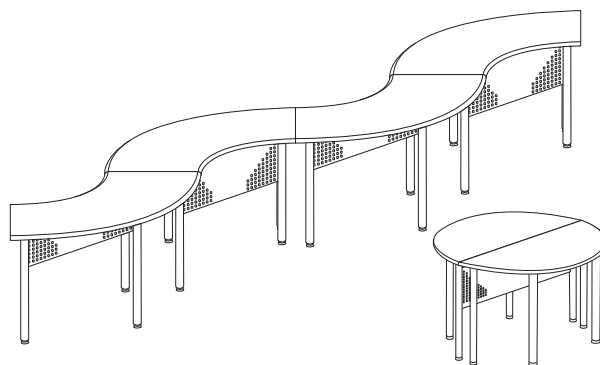
ENCOUNTER TYPICALS



QTY.	DESCRIPTION	MODEL NO.	LIST PRICE EACH
Open Oval			
4	67"W x 24"D Crescent	2448CE	\$690
4	60"W x 24"D Rectangular	2460RE	\$574

ENC1

TOTAL: \$5058



QTY.	DESCRIPTION	MODEL NO.	LIST PRICE EACH
Snake			
4	67"W x 24"D Crescent	2448CE	\$690
2	24" Half Round	2448HE	\$410

ENC2

TOTAL: \$3580

T-MATE TABLES



T-MATE TABLES

Shared-leg design saves cost and provides more knee space.

- Starter Tables supplied with two legs for freestanding applications.
 - Adder Tables supplied with one leg. Any shared leg configuration requires one Starter Table and all remaining tables can be Adders.
 - Tables can be connected together by using the optional ganging accessory (not available for 18").
 - Overall table height: 29".
 - Optional Modesty Panel, with built-in cable trough, can be added to any tabletop.
 - Optional field installed surface power modules and grommets available – see Tables Accessory pages 178-179.
 - Tables available in either Low Pressure Laminate with standard T-Mold or High Pressure Laminate with your choice of 3 edge treatments.
 - HPL T-Mold Edge Treatments: Standard T-Mold (T), Knife-Edge (K), or Fluted (R) available in corporate edge colors.
 - LPL table leg finishes available in Black. All corporate paint colors available for HPL table legs.
 - Select models and finishes are available on the Kwik-Ship delivery program. Look for the "❖" designation in the charts below.
- Quantities are limited to 5 of any model per order. For additional quantities on an expedited lead-time, please call Customer Service to discuss options.

*Note:

These tables are designed for static use applications only. They are not designed to be slid and/or dragged across any floor surface. For applications requiring mobility, please refer to one of our many mobile training table options.

Kwik-Ship Finishes Option #1:

Frame: Black

Rectangular Tables LPL: Folkstone / Black Standard T-Mold

Pie/Transition Tables LPL: Black / Black Standard T-Mold

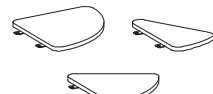
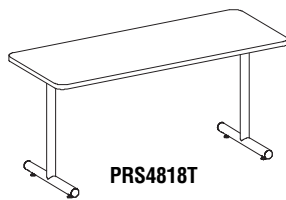
Kwik-Ship Finishes Option #2:

Frame: Black

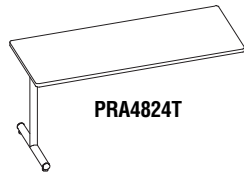
Rectangular Tables LPL: Mahogany / Black Standard T-Mold

Pie/Transition Tables LPL: Black / Black Standard T-Mold

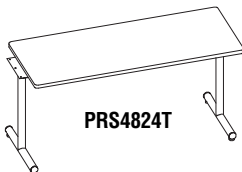
Order Example PRS4818HK: PRS4818 = Base Model; H = HPL; K = Knife-Edge



PIE CONNECTORS



PRA4824T



PRS4824T

18" RECTANGULAR

Model No.	Dimensions	Wt.	LPL List Price "T" Suffix	HPL List Price "H" Suffix T-Mold List Price "T, K or R" Suffix
PRS4818	Starter, 48" x 18" Rectangular	40#	\$499	\$549
PRA4818	Adder, 48" x 18" Rectangular	32#	\$336	\$375
PRS6018	Starter, 60" x 18" Rectangular	50#	\$499	\$562
PRA6018	Adder, 60" x 18" Rectangular	42#	\$361	\$400
PRS7218	Starter, 72" x 18" Rectangular	60#	\$537	\$587
PRA7218	Adder, 72" x 18" Rectangular	52#	\$424	\$474

18" PIE CONNECTORS

Model No.	Dimensions	Wt.	LPL List Price "T" Suffix	HPL List Price "H" Suffix T-Mold List Price "T, K or R" Suffix
P3018	18" x 30° Pie	4#	\$208	\$233
P6018	18" x 60° Pie	8#	\$219	\$244
P9018	18" x 90° Pie	12#	\$233	\$257

24" RECTANGULAR

Model No.	Dimensions	Wt.	LPL List Price "T" Suffix	HPL List Price "H" Suffix T-Mold List Price "T, K or R" Suffix
PRS4824	Starter, 48" x 24" Rectangular	50#	❖ \$549	\$612
PRA4824	Adder, 48" x 24" Rectangular	42#	❖ \$400	\$436
PRS6024	Starter, 60" x 24" Rectangular	60#	❖ \$562	\$624
PRA6024	Adder, 60" x 24" Rectangular	52#	❖ \$424	\$461
PRS7224	Starter, 72" x 24" Rectangular	70#	\$587	\$645
PRA7224	Adder, 72" x 24" Rectangular	62#	\$486	\$537

24" PIE CONNECTORS

Model No.	Dimensions	Wt.	LPL List Price "T" Suffix	HPL List Price "H" Suffix T-Mold List Price "T, K or R" Suffix
P3024	24" x 30° Pie	6#	❖ \$208	\$233
P6024	24" x 60° Pie	12#	❖ \$219	\$244
P9024	24" x 90° Pie	18#	❖ \$233	\$257

30" RECTANGULAR

Model No.	Dimensions	Wt.	LPL List Price "T" Suffix	HPL List Price "H" Suffix T-Mold List Price "T, K or R" Suffix
PRS4830	Starter, 48" x 30" Rectangular	60#	\$562	\$624
PRA4830	Adder, 48" x 30" Rectangular	52#	\$411	\$461
PRS6030	Starter, 60" x 30" Rectangular	70#	\$599	\$662
PRA6030	Adder, 60" x 30" Rectangular	62#	\$449	\$499
PRS7230	Starter, 72" x 30" Rectangular	80#	\$612	\$674
PRA7230	Adder, 72" x 30" Rectangular	72#	\$499	\$549

30" PIE CONNECTORS

Model No.	Dimensions	Wt.	LPL List Price "T" Suffix	HPL List Price "H" Suffix T-Mold List Price "T, K or R" Suffix
P3030	30" x 30° Pie	8#	\$208	\$233
P6030	30" x 60° Pie	16#	\$219	\$244
P9030	30" x 90° Pie	22#	\$233	\$257

❖ Indicates Kwik-Ship models.

Casegoods

Modular
Desking

Conference &
Training Tables

Hospitality/
Breakroom

Seating

Folding/
Stacking

Ergonomic
Desks

High Density
Storage/Filing

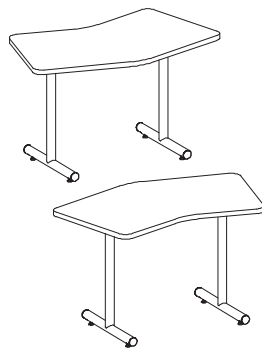
Mailroom
Furniture

IT Furniture

Small Office
& Home Office

Drafting
Furniture

T-MATE TABLES



TRANSITION TABLES

Model No.	Dimensions	Wt.	LPL List Price "T" Suffix	HPL List Price "H" Suffix T-Mold List Price "T, K or R" Suffix
PTS18	Starter, 36 1/2"W x 18"D	40#	\$499	\$549
PTA18	Adder, 36 1/2"W x 18"D	32#	\$311	\$375
PTS24	Starter, 48"W x 24"D	50#	❖ \$562	\$612
PTA24	Adder, 48"W x 24"D	42#	❖ \$499	\$549
PTS30	Starter, 59 1/2"W x 30"D	60#	\$649	\$687
PTA30	Adder, 59 1/2"W x 30"D	52#	\$587	\$624

UNIVERSAL GANGING ACCESSORY – designed to connect two table edges together.

Model No.	Description	Wt.	List Price
❖ 10GA	Universal Ganging Accessory	1#	\$48

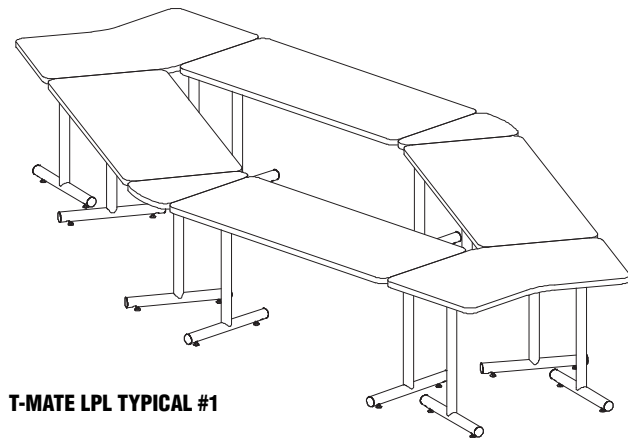
* Ganging Accessory not available for 18" tables.

OPTIONAL STEEL MODESTY PANEL

Model No.	Description	List Price
❖ MOD48	For 48" Rectangular Table & 30" Transition Table	\$199
❖ MOD60	For 60" Rectangular Table	\$211
❖ MOD72	For 72" Rectangular Table	\$236
❖ MODTT	For 24" Transition Table	\$224

❖ Indicates Kwik-Ship models.

T-MATE TYPICALS



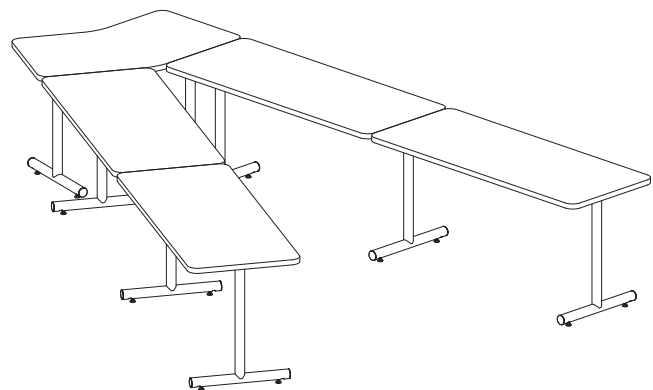
T-MATE LPL TYPICAL #1

Consists of:

QTY.	MODEL NO.	DESCRIPTION	LIST PRICE EACH
4	PRS6024T	Starter, 60" x 24" Rectangular	\$562
2	PTS24T	Starter, 24" Transition	\$562
2	P3024T	24" x 30° Pie	\$208
4	10GA	Ganging Kit	\$48

TMATE1

TOTAL: \$3977



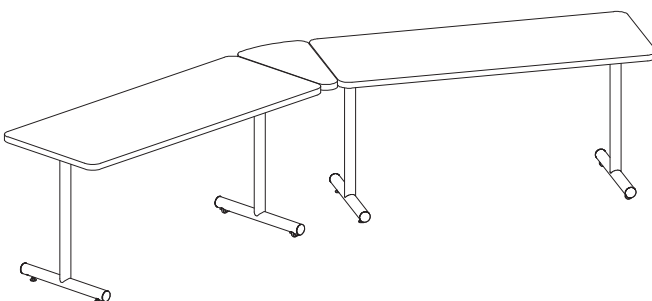
T-MATE LPL TYPICAL #2

Consists of:

QTY.	MODEL NO.	DESCRIPTION	LIST PRICE EACH
2	PRS6024T	Starter, 60" x 24" Rectangular	\$562
2	PRA6024T	Adder, 60" x 24" Rectangular	\$424
1	PTS24T	Starter, 24" Transition	\$562
2	10GA	Ganging Kit	\$48

TMATE2

TOTAL: \$2630



T-MATE LPL TYPICAL #3

Consists of:

QTY.	MODEL NO.	DESCRIPTION	LIST PRICE EACH
2	PRS6024T	Starter, 60" x 24" Rectangular	\$562
1	P3024T	24" x 30° Pie	\$208

TMATE3

TOTAL: \$1331

TRANSACTION® CONFERENCE TABLES



TransAction's great style and smart design is perfect for today's multi-media conference rooms. Full size tables in three shapes in over 600 high-pressure laminates or in boat-shaped veneer surfaces in Bourbon Cherry and Espresso to match **realoffice™** accessories to complete your high-tech conference room. A full technology trough and surface opening with floating acrylic cover allow the power and data required for today's tech intensive meetings to be easily accessible yet concealed.

- Three shapes of conference surfaces: Boat-shaped, Rectangular, Racetrack
- Stylish heavy steel base and leg panels available in Mayline Corporate colors including new Tech Silver with leg inserts to match the table surface laminate or veneer.
- Tops constructed of 1 1/8" thick high-pressure laminate with knife-edge T-mold or in North American hardwoods in Bourbon Cherry and Espresso. *(Match Sorrento accessories)*
- Technology intensive table includes under-table trough and surface opening with acrylic cover; basic table also available without technology trough.
- 8' and 10' tables have two starter legs with one trough opening/cover; 12' table has two starter legs, one adder support leg and two trough openings/covers. Additional support leg and trough opening/cover per 6' section.
- Veneer tables available in 8', 12', 18', and 24'. (No 10' model available.)
- All tables 29.5" in height.
- Power and data components ordered separately.

Kwik-Ship: Select models and finishes are available on the Kwik-Ship delivery program. Look for the "❖" designation in the charts below. Quantities are limited to 5 of any model per order. For additional quantities on standard lead-time, please call Customer Service.

Kwik-Ship Finishes: Witchcraft or Biltmore Cherry HPL *(Match Aberdeen accessories)* with Tech Silver T-mold. Tech Silver Paint Finish.

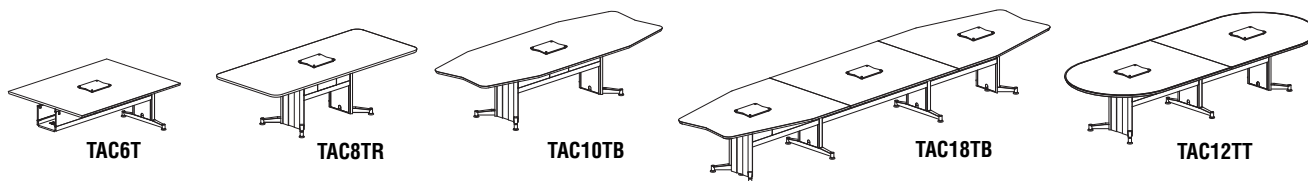
BASIC TABLES – HPL – No technology trough or opening. **Preconfigured Power Kits CANNOT be installed.**

Model No.	Description	Weight	Suggested Seating Capacity	List Price
TAC8BB	96" x 42" Boat-Shaped	229#	6-8	\$3047
TAC8BR	96" x 42" Rectangular	229#	6-8	\$3047
TAC8BT	96" x 42" Racetrack	229#	6-8	\$3047
TAC10BB	120" x 48" Boat-Shaped	311#	8-10	\$3808
TAC10BR	120" x 48" Rectangular	311#	8-10	\$3808
TAC10BT	120" x 48" Racetrack	311#	8-10	\$3808
TAC12BB	144" x 54" Boat-Shaped	400#	10-12	\$5090
TAC12BR	144" x 54" Rectangular	400#	10-12	\$5090
TAC12BT	144" x 54" Racetrack	400#	10-12	\$5090
TAC18BB	216" x 54" Boat-Shaped	591#	14-16	\$7298
TAC18BR	216" x 54" Rectangular	591#	14-16	\$7298
TAC18BT	216" x 54" Racetrack	591#	14-16	\$7298
TAC24BB	288" x 54" Boat-Shaped	782#	16-20	\$9506
TAC24BR	288" x 54" Rectangular	782#	16-20	\$9506
TAC24BT	288" x 54" Racetrack	782#	16-20	\$9506
TAC6BA	72" x 54" Complete Adder – Applicable to any shape top	191#	2-4	\$2208



TRANSACTION® SERIES CONFERENCE TABLES**TECHNOLOGY INTENSIVE HPL TABLES**

Model No.	Description		Weight	Suggested Seating Capacity	List Price
TAC8TB	96" x 42"	Boat-Shaped	229#	6-8	❖ \$4296
TAC8TR	96" x 42"	Rectangular	229#	6-8	\$4296
TAC8TT	96" x 42"	Racetrack	229#	6-8	\$4296
TAC10TB	120" x 48"	Boat-Shaped	311#	8-10	❖ \$5374
TAC10TR	120" x 48"	Rectangular	311#	8-10	\$5374
TAC10TT	120" x 48"	Racetrack	311#	8-10	\$5374
TAC12TB	144" x 54"	Boat-Shaped	440#	10-12	❖ \$7695
TAC12TR	144" x 54"	Rectangular	440#	10-12	\$7695
TAC12TT	144" x 54"	Racetrack	440#	10-12	\$7695
TAC18TB	216" x 54"	Boat-Shaped	669#	14-16	❖ \$10680
TAC18TR	216" x 54"	Rectangular	669#	14-16	\$10680
TAC18TT	216" x 54"	Racetrack	669#	14-16	\$10680
TAC24TB	288" x 54"	Boat-Shaped	898#	16-20	❖ \$13489
TAC24TR	288" x 54"	Rectangular	898#	16-20	\$13489
TAC24TT	288" x 54"	Racetrack	898#	16-20	\$13489
TAC6TA	72" x 54"	Complete Adder – Applicable to any shape top	229#	2-4	❖ \$2985

**VENEER TABLES** – Technology Trough and opening w/acrylic cover. Available in Bourbon Cherry and Espresso only.

Model No.	Description		Weight	Suggested Seating Capacity	List Price
TAC8TV	96" x 42"	Boat-Shaped	229#	6-8	\$5317
TAC12TV	144" x 54"	Boat-Shaped	440#	10-12	\$9256
TAC18TV	216" x 54"	Boat-Shaped	669#	14-16	\$13410
TAC24TV	288" x 54"	Boat-Shaped	898#	16-20	\$17564

NEW TRANSACTION® MEDIA TABLES

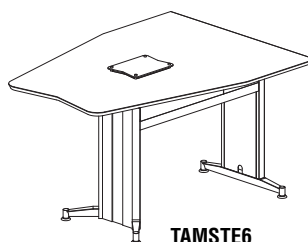
TransAction's boat-shaped Media Table offers a perfect solution for collaborative meetings requiring data and power connectivity and flexibility.

- Boat-shaped table available in Standing Height 42" or Sitting Height 29 1/2".
- Models available with or without power and data package.
- Optional power and data package includes:
 - 1—Single technology well power kit
 - 3—Telecom plates — RJ11 CAT3 Phone and RJ45 CAT6 Data, USB, USB & 15 Pin-HD VGA F/F
 - 1—Plug-in power cord infeed 72" long — single circuit
- Other telecom plate options available as well as hardwire infeed. Call Ext. 222 in Customer Service for assistance.
- Contemporary styling, durable construction at an affordable price.
- Heavy-gauge steel table frames.
- Available in all Mayline high-pressure laminate surfaces.
- Biltmore Cherry and Witchcraft laminates match Aberdeen Conference Accessories.
- Limited Lifetime Warranty.

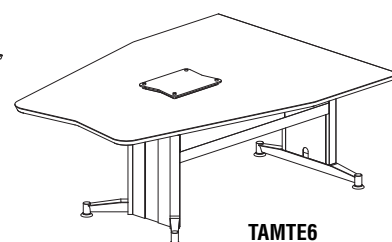
Model No.	Description	Wt.	List Price
TAMST6	54"W x 72"L x 42"H Standing Height Table	254#	\$4269
TAMSTE6	54"W x 72"L x 42"H Standing Height Table w/ power and data package	269#	\$5312
TAMT6	54"W x 72"L x 29 1/2"H Sitting Height Table	229#	\$3881
TAMTE6	54"W x 72"L x 29 1/2"H Sitting Height Table w/ power and data package	244#	\$4924



TransAction Media Table shown with Aberdeen Conference Accessories.



TAMSTE6



TAMTE6

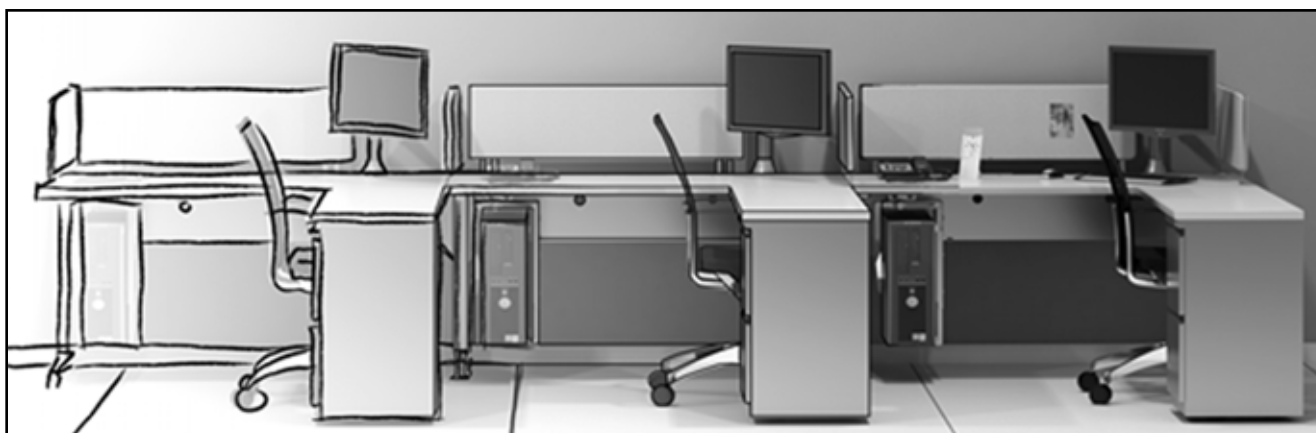
TRANSACTION® PLANNING SERVICES

FREE SPACE PLANNING SERVICES

Our technology experts can help — **FREE OF CHARGE**. Whatever the application, our full-time design staff can tailor TransAction to fit the need.

Our Space Planners are able to receive requests via email, fax, or via the Mayline website. Individual designs can also be emailed in AutoCAD format to spaceplanning@mayline.com so they can be inserted into an architectural plan. Regardless of the type of request, we guarantee to have a proposal to you within 72 hours or less to meet your demands.

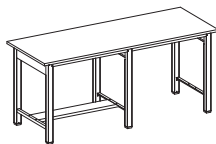
So call us now at 1-800-822-8037, fax us at 920-208-7970, or email us at spaceplanning@mayline.com.



NEW RANGER TEAM TABLES

Mayline's New Ranger Table is the perfect solution for project or other team meetings. The Team Table has the same great strength and quality as our standard Ranger drafting table which is the result of over 50 years of experience in the drafting industry. A variety of storage under the standing height table can house project or meeting materials.

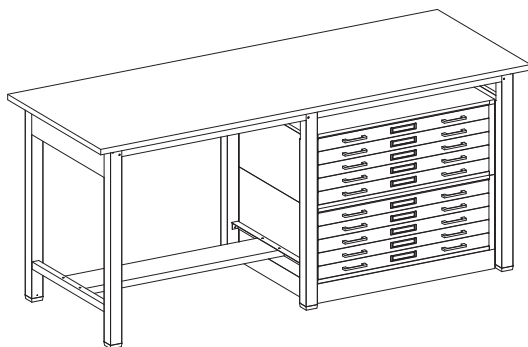
- Rectangular shape 36"D x 96"W x 42"H.
- Heavy-duty steel base provides strength and stability and is available as standard in Mayline Corporate colors.
- High pressure laminate top with 3mm edge banding.
- All Mayline Corporate color HPLs available from Wilsonart, Nevemar and Pionite.
- Custom colors for storage or table elements available upon request with an extended lead time. Please call Customer Service for a quotation.



Model No.	Description	Wt.	List Price
7760	36"D x 96"W x 42"H Ranger Base Standing Height Table Interior Frame Dimensions 23"D x 41 1/4"W per Leg Section (85 1/2"W overall) x 39"H	170#	\$2051

The Ranger Team Table can be used with Mayline Plan Files, Lateral Files and Bookcases to store a variety of team and project materials. Refer to interior table dimensions to verify how many units will fit beneath the table. Please contact Customer Service with questions.

RANGER TEAM TYPICALS



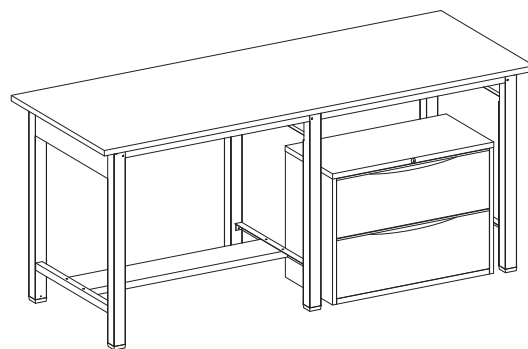
RANGER TEAM TYPICAL #1 – Any combination of Interlocking Files can be used – 7 1/2" Drawers, 5-Drawer and 10-Drawer models as seen in the Price List page 323.

Consists of:

QTY.	MODEL NO.	DESCRIPTION	LIST PRICE EACH
1	7760	Team Table	\$2051
1	7767U	Steel Cap	\$490
1	7767W	Flush Base	\$338
2	7767	5-Drawer Files	\$2120

RTT1

TOTAL: \$7119



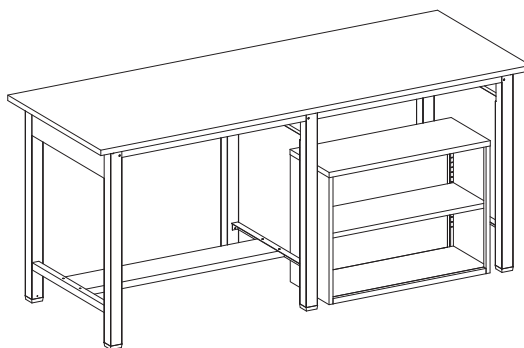
RANGER TEAM TYPICAL #2 – Back-to-back laterals would extend beyond the leg structure of the table.

Consists of:

QTY.	MODEL NO.	DESCRIPTION	LIST PRICE EACH
1	7760	Team Table	\$2051
1	C841H	Lateral File	\$815

RTT2

TOTAL: \$2866



RANGER TEAM TYPICAL #3

Consists of:

QTY.	MODEL NO.	DESCRIPTION	LIST PRICE EACH
1	7760	Team Table	\$2051
1	CBC2	Bookcase	\$312

RTT3

TOTAL: \$2363

TRANSACTION®


CONFERENCE TABLE POWER/TELECOM OPTIONS

- UL Recognized and CSA Certified Components.
- Convenient kits provide easy specifying.
- Ten Telecom Plate Options sold individually; others available upon request.
- Power and Telecom Plates are installed in trough panel.
- Additional options available upon special request to meet your requirements.
- Kits must be used with Mayline Hardwire Starter Cable.
- **Power Kits CANNOT be installed into Basic TransAction Conference Tables.**
- It is the customer's responsibility to ensure that the use of electrical systems, including the number of receptacles on a given circuit, and connection to building power source, be in compliance with all electrical codes.

POWER INFEEED OPTIONS

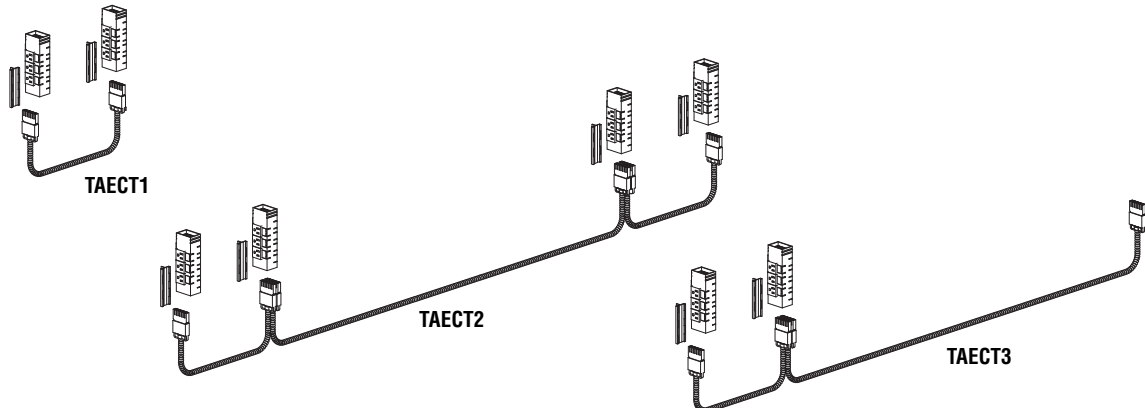
- All circuits rated for 20 AMPS and are energized; includes female connector, length of flex cable and box connector.
- Up to 10 power blocks can be linked per hardwire cable.

Model No.	Description	List Price
TAESC72	72" Hardwire Starter Cable	\$178
TAESC108	108" Hardwire Starter Cable	\$230
TAESC144	144" Hardwire Starter Cable	\$281



PRECONFIGURED CONFERENCE POWER KITS

Model No.	Description	List Price
TAECT1	Single Technology Well Kit - for Single Well 8' and 10' Technology Conference Tables. (2) Double sided power block with circuit 1, 2 and IG receptacles on each side, (2) mounting bracket for block, (1) 24" 8 wire 4 circuit interconnecting cable.	\$426
TAECT2	Dual Technology Well Kit - for 12' Dual Well Technology Conference Tables or larger. (4) Double sided power block with circuit 1, 2 and IG receptacles on each side, (2) mounting bracket for block, (2) 26" 8 wire 4 circuit interconnecting cable, (1) 68" 8 wire 4 circuit interconnecting cable, (1) simplex removal tool.	\$1020
TAECT3	6' Adder Conference Table Kit - add one Kit for each 6' Adder plus one TAECT2. (2) Double sided power block with circuit 1, 2 and IG receptacles on each side, (2) mounting bracket for block, (1) 26" 8 wire 4 circuit interconnecting cable, (1) 68" 8 wire 4 circuit interconnecting cable. (For example: a TAC24TB will require one TAECT2 Kit and two TAECT3 Kits.)	\$596



INDIVIDUAL TELECOM PLATE OPTIONS

- Ten commonly used telecom connections are offered to complete the technology requirements of conference tables.
- Six telecom plate openings per conference table well.
- Black only.
- Common Telecom Definitions:
 - HDMI** (High Definition Multi-Media Interface) – Used to stream video on devices such as televisions or Blu-Ray DVD players.
 - 15 pin HD VGA F/F** (High Definition Video Graphics Array) – Used to stream video usually found on a laptop or projector.
 - Mini Stereo Inline Audio Connection** (also called a 1/8" phone jack or headphone jack) – Runs audio from computers and mp3 players.
 - USB** (Universal Serial Bus) – Connects computer peripherals such as mouse or keyboard to a computer.
- **Additional options available upon request.**




Model No.	Description	List Price
TAETP1	Telecom Plate with RJ11Cat3 Phone and RJ45 Cat6 Data	\$114




TAETP2	Telecom Plate with 2 RJ45 Cat6 Data	\$150
---------------	-------------------------------------	-------



TAETP3	Telecom Plate with 3 RJ45 Cat6 Data	\$220
---------------	-------------------------------------	-------



TAETP4	Telecom Plate with RJ45 Cat6 Data, Mini Stereo Inline, and 15 Pin HD, VGA F/F	\$249
---------------	---	-------



TAETP5	Telecom Plate with 2 RJ45 Cat6 Data and 15 Pin HD VGA F/F	\$271
---------------	---	-------




TAETP6	Telecom Plate with 1 HDMI F/F, 1 Mini Stereo Inline and 1 15 Pin, HD VGA F/F	\$331
---------------	--	-------



TAETP7	Telecom Plate with USB Inline	\$64
---------------	-------------------------------	------



TAETP8	Telecom Plate with USB Inline and 15 Pin HD VGA F/F	\$185
---------------	---	-------



TAETP9	Telecom Plate with 2 - 15 Pin HD VGA F/F	\$252
---------------	--	-------



TAETP10	Telecom Plate with USB Inline, 15 Pin HD VGA F/F, and Mini Stereo Inline	\$233
----------------	--	-------

CSII CONFERENCE TABLES



Casegoods

Modular
Desking

Conference &
Training Tables

Hospitality/
Breakroom

Seating

Folding/
Stacking

Ergonomic
Desks

High Density
Storage/Filing

Mailroom
Furniture

IT Furniture

Small Office
& Home Office

Drafting
Furniture

CSII CONFERENCE TABLES

Full-size conference tables with optional power and data modules designed for optional power and data access to operate computers and presentation equipment during meetings.

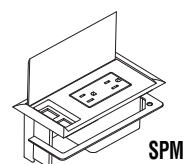
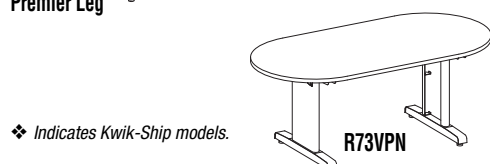
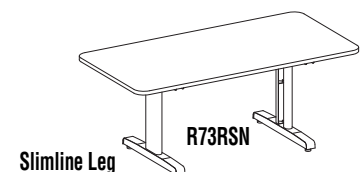
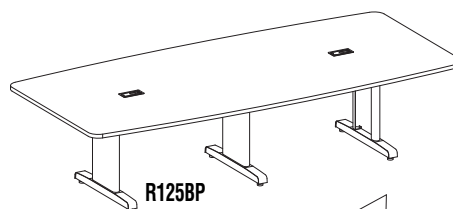
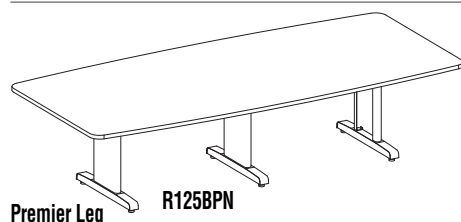
- Three shapes of conference surfaces: Racetrack, Boat, and Rectangular.
- All tables are 29"H overall.
- Table legs are constructed of 14 gauge steel and available in Mayline's standard black finish.
- Tops constructed of 1 1/8" thick high pressure laminate with t-mold edge.
- Tables can be ordered with black grommets.
- If ordering optional power module, table must be ordered with grommets.
- Slimline legs are 7"W and Premier legs are 13"W. Both have integrated cable channels within table legs.
- All tables standard with two legs, except for 120" with three legs.
- **Base Finish:** List prices shown are for black base finish. The bases can be finished in any other standard finish for a \$50 list upcharge. Add a "C" suffix after the model number and specify standard finish.
- Select models and finishes are available on the Kwik-Ship delivery program. Look for the "❖" designation in the charts below.

Quantities are limited to 5 of any model per order. For additional quantities on an expedited lead-time, please call Customer Service to discuss options.

Kwik-Ship Finishes: Mahogany, Nebula Gray, Windswept Pewter, Classic Rock, or Crown Cherry laminate. Black, Desert Sage, or Medium Tone paint.

Model No.	Description	Slimline Leg Grommets (+S) List Price	Slimline Leg No Grommets (+SN) List Price	Premier Leg Grommets (+P) List Price	Premier Leg No Grommets (+PN) List Price
R73R	72" x 36" Rectangular	\$1194	\$1107	❖ \$1280	\$1246
R73B	72" x 36" Boat-Shaped	\$1194	\$1107	\$1280	\$1246
R73V	72" x 36" Racetrack	\$1194	\$1107	❖ \$1280	\$1246
R84R	84" x 42" Rectangular	\$1347	\$1314	❖ \$1397	\$1364
R84B	84" x 42" Boat-Shaped	\$1347	\$1314	\$1397	\$1364
R84V	84" x 42" Racetrack	\$1347	\$1314	❖ \$1397	\$1364
R94R	96" x 48" Rectangular	\$1380	\$1347	❖ \$1431	\$1398
R94B	96" x 48" Boat-Shaped	\$1380	\$1347	\$1431	\$1398
R94V	96" x 48" Racetrack	\$1380	\$1347	❖ \$1431	\$1398
R95R	96" x 54" Rectangular	\$1414	\$1380	\$1468	\$1432
R95B	96" x 54" Boat-Shaped	\$1414	\$1380	\$1468	\$1432
R95V	96" x 54" Racetrack	\$1414	\$1380	\$1468	\$1432
R104R	108" x 48" Rectangular	\$1573	\$1541	\$1642	\$1607
R104B	108" x 48" Boat-Shaped	\$1573	\$1541	\$1642	\$1607
R104V	108" x 48" Racetrack	\$1573	\$1541	\$1642	\$1607
R105R	108" x 54" Rectangular	\$1698	\$1665	\$1766	\$1733
R105B	108" x 54" Boat-Shaped	\$1698	\$1665	\$1766	\$1733
R105V	108" x 54" Racetrack	\$1698	\$1665	\$1766	\$1733
R124R	120" x 48" Rectangular	\$1819	\$1784	\$1886	\$1853
R124B	120" x 48" Boat-Shaped	\$1819	\$1784	\$1886	\$1853
R124V	120" x 48" Racetrack	\$1819	\$1784	\$1886	\$1853
R125R	120" x 54" Rectangular	\$1920	\$1886	\$1987	\$1954
R125B	120" x 54" Boat-Shaped	\$1920	\$1886	\$1987	\$1954
R125V	120" x 54" Racetrack	\$1920	\$1886	\$1987	\$1954

Model No.	Description	List Price
❖ SPM	Optional Power Module [includes RJII-Cat 3 coupler (phone) and RJ45-Cat3 coupler (data)] – 6' power cord.	\$261



❖ Indicates Kwik-Ship models.

GENEVA CONFERENCE TABLES



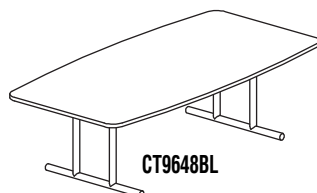
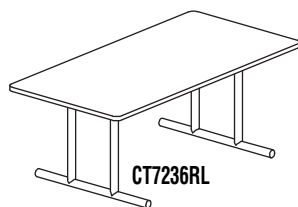
GENEVA CONFERENCE TABLES

Full-size conference tables featuring sturdy tubular steel bases with high-pressure laminate surfaces.

Specifications

- Three shapes of conference surfaces: Racetrack, Boat, and Rectangular, with Chrome or Black heavy gauge tubular steel bases.
- Two shapes of occasional surfaces: Full Round and 3-Sided, with Black heavy gauge tubular steel base.
- High pressure laminate surfaces with durable T-mold edge. Threaded metal-to-metal connections allow for quick installations.
- All tables 29"H overall.
- All tables priced standard with two legs, except for 120" with three legs.
- Select models and finishes are available on the Kwik-Ship delivery program. Look for the "❖" designation in the charts below. Quantities are limited to 5 of any model per order. For additional quantities on an expedited lead-time, please call Customer Service to discuss options.

Kwik Ship Finishes: Nebula Gray, Pearwood, or Mahogany laminate.



Model No.	Description	Wt.	List Price
❖ CT7236RL	72" x 36" Rectangular Surface	95#	\$1196
CT7236BL	72" x 36" Boat Surface	95#	\$1196
❖ CT7236VL	72" x 36" Racetrack Surface	95#	\$1196
❖ CT9648RL	96" x 48" Rectangular Surface	165#	\$1347
CT9648BL	96" x 48" Boat Surface	165#	\$1347
❖ CT9648VL	96" x 48" Racetrack Surface	165#	\$1347
CT9654RL	96" x 54" Rectangular Surface	185#	\$1381
CT9654BL	96" x 54" Boat Surface	185#	\$1381
CT9654VL	96" x 54" Racetrack Surface	185#	\$1381
CT10848RL	108" x 48" Rectangular Surface	185#	\$1482
CT10848BL	108" x 48" Boat Surface	185#	\$1482
CT10848VL	108" x 48" Racetrack Surface	185#	\$1482
CT10854RL	108" x 54" Rectangular Surface	210#	\$1616
CT10854BL	108" x 54" Boat Surface	210#	\$1616
CT10854VL	108" x 54" Racetrack Surface	210#	\$1616
CT12048RL	120" x 48" Rectangular Surface	210#	\$1784
CT12048BL	120" x 48" Boat Surface	210#	\$1784
CT12048VL	120" x 48" Racetrack Surface	210#	\$1784
CT12054RL	120" x 54" Rectangular Surface	235#	\$1886
CT12054BL	120" x 54" Boat Surface	235#	\$1886
CT12054VL	120" x 54" Racetrack Surface	235#	\$1886
CT42RL	42" Round Surface	75#	\$1010
CT48RL	48" Round Surface	95#	\$1044
CT3SL	39" 3-Sided Surface	75#	\$943

ACCESSORIES

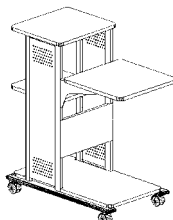


- All models in all finishes are available on both the Kwik-Ship and Fast Freight delivery programs with no quantity limitations.

PRESENTATION STAND

- Designed to support laptops, overhead projector, or LCD projector.
- Front surface supporting projectors is adjustable to three positions on 4"H increments from 30 1/2"-38 1/2"H.
- Standard casters, two locking.
- Top surface is 38 1/2"H providing a comfortable position for standing presentations.
- Rugged steel frame construction with attractive perforated leg detail. All threaded, metal-to-metal connections.

Standard Finishes: Black frame with reversible Anthracite/Folkstone surfaces **only**.

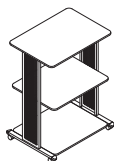


Model No.	Dimensions	Wt.	List Price
❖ 1010PC	18 1/2"W x 36"D x 38 1/2"H	75#	\$595

AUDIO/VISUAL CART

- Designed to support up to 35" TV / Monitor and other A/V equipment.
- All three shelves measure 36 1/2"W x 26"D x 3/4"H.
- Middle shelf adjustable on 2" increments to 5 positions.
- Standard 4-outlet power module UL listed and safety strap.
- Rugged steel frame construction with attractive perforated leg detail. All threaded, metal-to-metal connections.
- Standard 3" dia. Casters, two locking.
- 400 lb. capacity

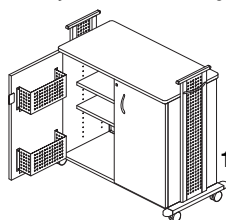
Standard Finishes: Black frame with reversible Anthracite/Folkstone surfaces **only**.



Model No.	Dimensions	Wt.	List Price
❖ 1010AV	36 1/2"W x 32"D x 42 3/4"H	91#	\$765

HOSPITALITY CART

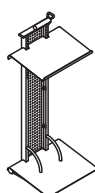
- Consistent design details with the 1010PC and 1010AV.
- Comes standard with two adjustable shelves.
- Locking casters provide easy mobility.
- Left-side door has two perforated steel storage pockets sized perfectly for 2 liter bottles.
- Easy to assemble using quarter-turn cam fasteners.
- Doors have self-closing cabinet hinges, attractive door pull, and standard lock.
- Handle provided on both left and right legs at a comfortable operating height.
- **Standard Finishes:** Black frame with Anthracite surfaces and shelves.



Model No.	Dimensions	Wt.	List Price
❖ 1015HC	45 1/2"L x 21 3/4"W x 42 3/4"H	150#	\$930

LIGHTED LECTERN

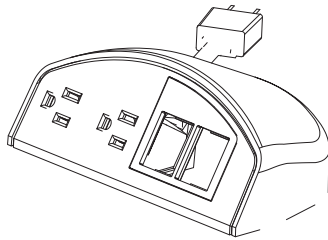
- Consistent design details with the 1010PC, 1010AV and Hospitality Cart.
- All steel construction.
- Perforated column detail.
- Platform height adjusts from 33" to 47" in 1" increments without use of tools or knobs.
- Platform at 25° tilt.
- Platform is 21"W x 16"D with paper stop.
- Light included – 25 watt, UL approved, 8' cord.
- Integrated wheels for easy mobility.
- Ships UPS.
- **Standard Finish:** Black only.



Model No.	Dimensions	Wt.	List Price
❖ 1050LT	22"W x 18"D x 51"H	24#	\$691

POWER/DATA MODULE

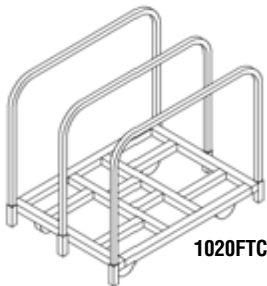
- UL Listed
- Assembles easily to table tops maximum top thickness: 1 1/4".
- Adaptable voice and data connections to meet most applications.
- Compatible with all commonly used Cat 3, Cat 5, Cat 5e, and Cat 6 jacks.
- 2 data jacks and power outlets.
- 72" 15 amp cord.
- Available in Black only.
- Ships UPS.



Model No.	Dimensions	Wt.	List Price
❖ 350190	6 1/4"W x 2 1/2"H	3#	\$201

FOLDING TABLE CART

- Holds up to four folded tables
- Fits easily through standard doorways
- Removable handles for ease of loading and unloading
- Contact surfaces protected with a durable coating
- Heavy-duty, industrial casters for ease of mobility
- **Standard Finish:** Black

**1020FTC**

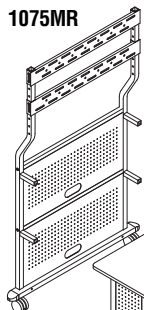
Model No.	Dimensions	Wt.	List Price
❖ 1020FTC	27 1/2"W x 38 1/2"L x 34"H	68#	\$1281

FLAT SCREEN CONSOLE AND OPTIONAL MOUNTING RACK**Console**

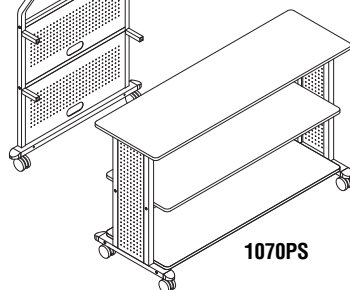
- Designed to support free-standing plasma and LCD screens on top surface
- Shelves provide ample storage space for VCR and DVD equipment
- Mobile on four casters, two locking
- Includes 4-outlet power module
- 450 lb. weight capacity
- **Standard Finish:** Black Frame with Anthracite surfaces and shelves

Mounting Rack

- Improve line of vision by mounting off of surfaces.
- Universal mounting rack fits virtually any LCD or plasma screen. from 32" up to 60"
- Mounts directly to console with solid metal to metal connections
- 450 lb. weight capacity
- **Standard Finish:** Black

1075MR

Model No.	Dimensions	Wt.	List Price
❖ 1075MR	Mounting Rack, 33 1/4"W x 5"D x 64"H	55#	\$277

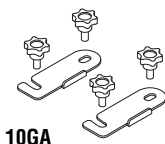
**1070PS**

Model No.	Dimensions	Wt.	List Price
❖ 1070PS	Console, 60"W x 23"D x 36"H	120#	\$765

❖ Indicates Kwik-Ship models.

UNIVERSAL TABLE GANGING KIT

- Designed to connect two table edges together, regardless of T-Mold style.



Model No.	Dimensions	Wt.	List Price
10GA	3 3/4"W x 1 1/2"D x 1"H	1#	\$48

GROMMETS

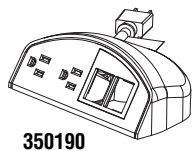
- Available in Black, Taupe, Ice Gray or Warm Gray.



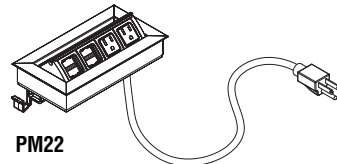
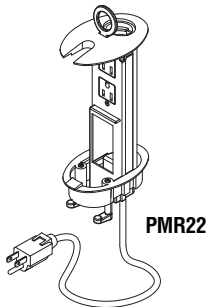
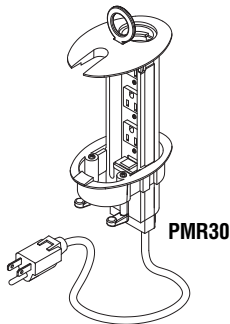
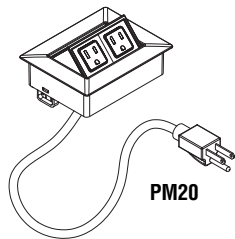
Model No.	Description	Dimensions	Wt.	List Price
F740	Grommet	2 3/4"W x 2 1/8"D	1#	\$23

POWER & DATA

- Power & Data options can easily be attached to Training Table Tops.



Model No.	Description	Dimensions	Wt.	List Price
350190	Black, 2 Data & 2 Power	6 1/4"W x 2 1/2"H	3#	\$201
PM20	Black, 2 Power Outlets	5 3/8"W x 4 1/4"D	2 1/2#	\$280
PMR30	Black Tower, 3 Power Outlets	3"W x 4 1/2"D x 8"H	1 1/2#	\$188
PMR22	Power & Data with 2 Power & 2 Data	3"W x 4 1/2"D x 8"H	3#	\$179
PM22	Power & Data with 2 Power & 2 Data – Silver Finish	8 1/2"W x 4 3/8"D	3#	\$427



TRAINING TABLE POWER OPTIONS

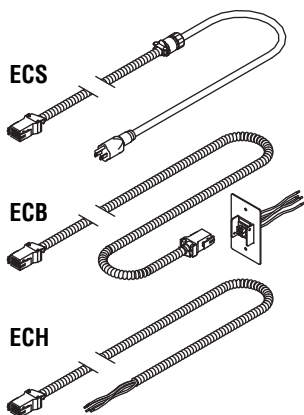
- UL Listed Components
- Non-sequential connections
- Convenient kits provide easy specifying
- Electrical Kits may interfere with the Flip-N-Go nesting feature.
- See Power Infeed Option section for limitations of number of linked tables.

- It is the customer's responsibility to ensure that the use of electrical systems, including the number of receptacles on a given circuit and connection to a building power source, be in compliance with all electrical codes.

Kwik-Ship: Select models and finishes are available on the Kwik-Ship delivery program. Look for the "❖" designation in the charts below. Quantities are limited to 5 of any model per order. For additional quantities on standard lead-time, please call Customer Service.

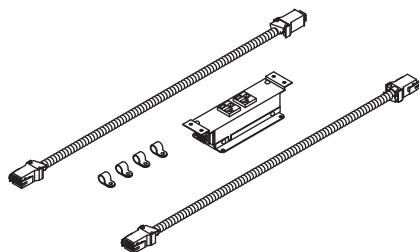
POWER INFEEED OPTIONS

NOTE: Power Infeed Option must be added to the first table in a run.



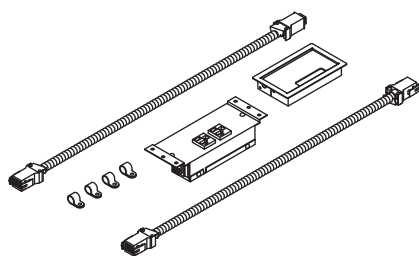
Model No.	Description	List Price
❖ ECS	72" Corded Starter Limit 10 tables linked	\$246
ECB	Quick Disconnect block & 72" cable with black wrap Limit 20 tables linked	\$234
ECH	Hardwire Infeed, 72" w/black wrap Limit 20 tables linked	\$159

UNDERSURFACE KITS



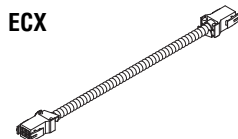
Model No.	Description	List Price
EC48UB	48" Table Kit – Block consisting of 2 power receptacles, 2 interconnecting table cables, 4 cable clamps	\$375
❖ EC60UB	60" Table Kit – Block consisting of 2 power receptacles, 2 interconnecting table cables, 4 cable clamps	\$375
EC72UB	72" Table Kit – Block consisting of 2 power receptacles, 2 interconnecting table cables, 4 cable clamps	\$375

SURFACE MOUNT KITS



Model No.	Description	List Price
EC48FB	48" Table Kit – Black – Black Flush Grommet, base with 2 power receptacles, 2 interconnecting cables, 4 cable clamps	\$499
EC48FS	48" Table Kit – Silver – Silver Flush Grommet, base with 2 power receptacles, 2 interconnecting cables, 4 cable clamps	\$499
❖ EC60FB	60" Table Kit – Black – Black Flush Grommet, base with 2 power receptacles, 2 interconnecting cables, 4 cable clamps	\$499
EC60FS	60" Table Kit – Silver – Silver Flush Grommet, base with 2 power receptacles, 2 interconnecting cables, 4 cable clamps	\$499
EC72FB	72" Table Kit – Black – Black Flush Grommet, base with 2 power receptacles, 2 interconnecting cables, 4 cable clamps	\$499
EC72FS	72" Table Kit – Silver – Silver Flush Grommet, base with 2 power receptacles, 2 interconnecting cables, 4 cable clamps	\$499

EXTENSION OPTION



Model No.	Description	List Price
ECX	12" Extension Cable	\$85

❖ Indicates Kwik-Ship models.

Hospitality and Breakroom



Bistro Series

BISTRO



BISTRO TABLES

Bistro offers a line of dining and bar height tables ideal for break rooms, cafeterias, or any hospitality-type setting.

- Available in dining (29") or bar (42") heights.
 - Cast iron base with 3" diameter steel tube support (Black only).
 - Quick and easy assembly.
 - Optional 18" footring.
 - Bistro chairs and stools available on page 184.
 - HPL edge Treatments: T-Mold (T), Knife-Edge (K), or Fluted (R) available in corporate edge colors.
 - Select models and finishes are available on the Kwik-Ship delivery program. Look for the "❖" designation in the charts below.
- Quantities are limited to 5 of any model per order. For additional quantities on an expedited lead-time, please call Customer Service to discuss options.

Kwik-Ship Finishes:

Thermally Fused Laminates/T-Mold - Regal Mahogany/Black, Folkstone/Black, and Anthracite/Black.

High-Pressure Laminates/Knife-Edge T-Mold - Windswept Pewter/Warm Gray, Classic Rock/Taupe, and Crown Cherry/Black.

Base - Black only.

Designer Finishes: Select from over 600 high-pressure laminates; use "H" suffix on model number when ordering.

Model No.	Description	Wt.	LPL List Price "T" Suffix	HPL List Price "H" Suffix T-Mold List Price "T, K or R" Suffix
Dining Height Models				
CA30SLB	30"W x 30"D x 29"H Square Table	55#	❖ \$371	❖ \$581
CA30RLB	30"Dia. x 29"H Round Table	50#	❖ \$370	❖ \$582
CA36SLB	36"W x 36"D x 29"H Square Table	70#	❖ \$421	❖ \$670
CA36RLB	36"Dia. x 29"H Round Table	60#	❖ \$420	❖ \$671
CA42RLB	42"Dia. x 29"H Round Table	70#	❖ \$582	❖ \$733
CA2PL	72"W x 30"D x 29"H Peanut Table	75#	\$1059	\$1247
Bar Height Models				
CA30SHB	30"W x 30"D x 42"H Square Table	57#	❖ \$382	❖ \$594
CA30RHB	30"Dia. x 42"H Round Table	52#	❖ \$381	❖ \$595
CA36SHB	36"W x 36"D x 42"H Square Table	72#	❖ \$432	❖ \$682
CA36RHB	36"Dia. x 42"H Round Table	62#	❖ \$431	❖ \$683
CA42RHB	42"Dia. x 42"H Round Table	72#	❖ \$595	❖ \$745
CA2PH	72"W x 30"D x 42"H Peanut Table	80#	\$1083	\$1293
CAFR18B	18" Steel Footring	8#	❖ \$224	❖ \$224



CA30SLB



CA30RLB



CA36SLB



CA36RLB



CA42RLB



CAFR18B



CA30SHB



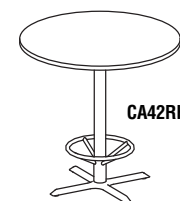
CA30RHB



CA36SHB



CA36RHB



CA42RHB



CA2PL



CA2PH

BISTRO TABLES

Upgrade your break area with a stylish and durable stainless steel bistro table.

- Available in dining (29") or bar (42") heights.
 - Stainless Steel base with square tube support.
 - Quick and easy assembly.
 - Four leveling glides integrated to underside of base.
 - Tables available in either Thermally Fused Laminate with standard T-Mold or High Pressure Laminate with your choice of 3 edge treatments.
 - HPL edge Treatments: T-Mold (T), Knife-Edge (K), or Fluted (R) available in corporate edge colors.
 - Select models and finishes are available on the Kwik-Ship delivery program. Look for the "❖" designation in the charts below.
- Quantities are limited to 5 of any model per order. For additional quantities on an expedited lead-time, please contact Customer Service.

Kwik-Ship Finishes:

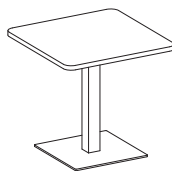
Thermally Fused Laminates/T-Mold - Regal Mahogany/Black, Folkstone/Black, and Anthracite/Black.

High-Pressure Laminates/Knife-Edge T-Mold - Windswept Pewter/Warm Gray, Classic Rock/Taupe, and Crown Cherry/Warm Gray.

Base - Stainless Steel only.

DINING HEIGHT MODELS			LPL List Price "T" Suffix	HPL List Price "H" Suffix T-Mold List Price "T, K or R" Suffix
Model No.	Description	Wt.		
CA30SLS	30"W x 30"D x 29"H Square Table	80#	❖ \$465	❖ \$701
CA30RLS	30"Dia. x 29"H Round Table	75#	❖ \$465	❖ \$701
CA36SLS	36"W x 36"D x 29"H Square Table	95#	❖ \$515	❖ \$790
CA36RLS	36"Dia. x 29"H Round Table	85#	❖ \$515	❖ \$790
CA42RLS	42"Dia. x 29"H Round Table	95#	❖ \$678	❖ \$852
CA3PL	72"W x 30"D x 29"H Peanut Table	126#	\$1191	\$1497

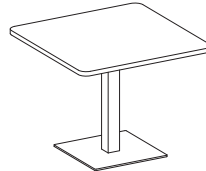
BAR HEIGHT MODELS			LPL List Price "T" Suffix	HPL List Price "H" Suffix T-Mold List Price "T, K or R" Suffix
Model No.	Description	Wt.		
CA30SHS	30"W x 30"D x 42"H Square Table	82#	❖ \$477	❖ \$714
CA30RHS	30"Dia. x 42"H Round Table	77#	❖ \$477	❖ \$714
CA36SHS	36"W x 36"D x 42"H Square Table	97#	❖ \$527	❖ \$802
CA36RHS	36"Dia. x 42"H Round Table	87#	❖ \$527	❖ \$802
CA42RHS	42"Dia. x 42"H Round Table	97#	❖ \$690	❖ \$864
CA3PH	72"W x 30"D x 42"H Peanut Table	132#	\$1361	\$1701



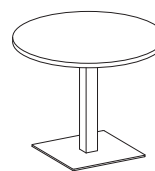
CA30SLS



CA30RLS



CA36SLS



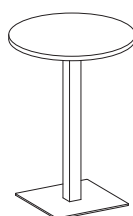
CA36RLS




CA42RLS




CA30SHS



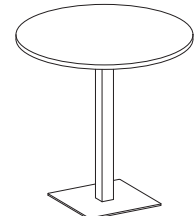
CA30RHS



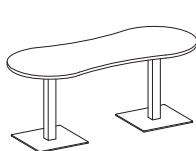
CA36SHS



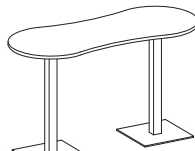
CA36RHS



CA42RHS



CA3PL



CA3PH


BISTRO SERIES



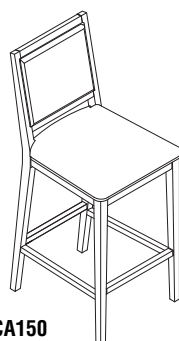
Seating to complement the Bistro Line of hospitality tables.

BISTRO SERIES

- Perfectly sized for dining and bar height tables. Seat heights – Stool: 30" and Chair: 19".
- Black vinyl upholstery on all seated surfaces.
- Stools feature a protective steel footrest.
- Packaged and shipped 2 per carton.
- All models in all finishes are available on both the Kwik-Ship and Fast Freight delivery programs.
- Limited quantities available.
- Fully assembled frame – simple seat attachment required with included hardware.
- 250 lb. weight rating.



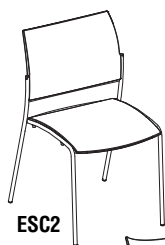
CA110



CA150

Model No.	Description	Seated Area Dimensions	Seat Height	Wt.	Carton List Price	Each List Price
❖ CA110	Flat Back Chair	18"W x 16"D x 15 3/4"H	19"	40#	\$1028/ctn.	\$514/ea.
❖ CA150	Flat Back Stool	18"W x 17"D x 15 1/4"H	30"	51#	\$1074/ctn.	\$537/ea.

ESCALATE SERIES



ESC2



ESS2

- Sleek and contemporary.
- Black plastic seat and back, chrome legs.
- Chairs shipped 4/carton.
- Stools shipped 2/carton.
- Trolley available for chairs.
- Shipped completely assembled.

Model No.	Description	Outside Dimensions	Seated Area Dimensions	Seat Height	Carton Wt.	Carton List Price	Each List Price
❖ ESC2	Escalate Chair	19 1/2"W x 21 1/2"D x 32"H	18"W x 19"D x 14"H	18"	65#	\$776/ctn.	\$194/ea.
❖ ESS2	Escalate Stool	21 1/2"W x 23"D x 43 3/4"H	18"W x 19 1/2"D x 13 3/4"H	30"	45#	\$550/ctn.	\$275/ea.
❖ EST	Escalate Trolley (stacks up to 25 chairs)		21"W x 27"D x 18 1/4"H		25#	\$278/ctn.	N/A

VALORÉ SERIES



TSC2



TSS2

- Comfortable mesh backs with black fabric cushions.
- Unique tubular steel frame in a silver finish.
- Integrated foot glides.
- Chairs stack up to four high.
- Chairs ship 2/carton, fully assembled.
- Stools ship 2/carton, minimal assembly required.
- Available in: Black, orange or burgundy mesh with Black fabric seats.

Model No.	Description	Outside Dimensions	Seated Area Dimensions	Seat Height	Carton Wt.	Carton List Price	Each List Price
❖ TSC2	Valore Chair	21 1/2"W x 21 3/4"D x 33 1/4"H	18"W x 17"D x 14 3/4"H	18 1/2"	40#	\$642/ctn.	\$321/ea.
❖ TSS2	Valore Stool	22"W x 22"D x 44 3/4"H	18"W x 17"D x 14 3/4"H	30"	55#	\$862/ctn.	\$431/ea.

Seating



**Ultimo Leather Series
Mercado Leather Series
Mercado Wood Series
Bistro Series
Comfort Series
Technical Series
Valoré Training Series
Lounge Seating**

Casegoods

Modular
Deskings

Conference &
Training Tables

Hospitality/
Breakroom

Seating

Folding/
Stacking

Ergonomic
Desks

High Density
Storage/Filing

Mailroom
Furniture

IT Furniture

Small Office
& Home Office

Drafting
Furniture

ULTIMO LEATHER SERIES



Soft and supple top-grain leather defines these luxurious yet economical choices of seating for the office and conference room. Generous-sized deep cushions feature sculpted padding for support. Padded leather armrests add to comfort.

- Top grain cowhide leather on all seated surfaces.
- 250 lb. rating.
- Some assembly required.
- All Ultimo Chairs available on the 72-hour Kwik-Ship program.
- Molded foam for plush, comfortable feel.
- All Ultimo Chairs can ship via small parcel. See Terms & Conditions.
- All models in all finishes are available on both the Kwik-Ship and Fast Freight delivery programs with no quantity limitations.

SERIES 100

HIGH-BACK



ULEX

- Generously-sized sculpted deep cushions.
- Padded leather cantilevered armrests.
- Deluxe knee-tilt control.
- **Finishes:** Black/Gunmetal Gray Frame
Burgundy/Gunmetal Gray Frame

Model No.	Outside Dimensions	Seated Area Dimensions	Seat Height	Wt.	List Price
ULEX	31"W x 32"D x 48"-51"H	20"W x 20"D x 30"H	19"-22"	75#	\$1162

MID-BACK

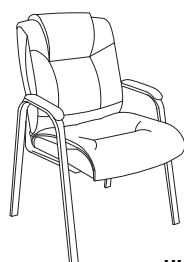


ULMGR

- Sculpted cushions.
- Padded leather loop armrests.
- Deluxe knee-tilt control.
- **Finishes:** Black/Gunmetal Gray Frame
Burgundy/Gunmetal Gray Frame

Model No.	Outside Dimensions	Seated Area Dimensions	Seat Height	Wt.	List Price
ULMGR	27"W x 30"D x 39"-42"H	21"W x 20"D x 24"H	19"-22"	60#	\$962

GUEST



ULGST

- Sculpted cushions.
- Padded leather armrests.
- Tubular steel frame.
- **Finishes:** Black/Gunmetal Gray Frame
Burgundy/Gunmetal Gray Frame

Model No.	Outside Dimensions	Seated Area Dimensions	Seat Height	Wt.	List Price
ULGST	24"W x 28"D x 38"H	20"W x 19"D x 20"H	20"	35#	\$699

SERIES 200

MID-BACK



UL230M

- Ultra soft, perforated leather cushions.
- Padded leather loop armrests.
- Deluxe knee-tilt control.
- **Finishes:** Black/Gunmetal Gray Frame

Model No.	Outside Dimensions	Seated Area Dimensions	Seat Height	Wt.	List Price
UL230M	27"W x 29 1/2"D x 40 1/4"-43 1/4"H	21"W x 20"D x 23"H	20 1/4"-23 1/4"H	55#	\$916

SERIES 300

HIGH-BACK



UL350H

- Thickly padded contoured leather seat and back.
- Padded leather loop armrests.
- Deluxe knee-tilt control.
- Pronounced lumbar support.
- **Finishes:** Black/Slate Frame
Burgundy/Slate Frame

Model No.	Outside Dimensions	Seated Area Dimensions	Seat Height	Wt.	List Price
UL350H	26 3/4"W x 29 1/2"D x 42 1/2"-45 1/2"H	20 1/2"W x 19 3/4"D x 25 1/4"H	20 1/4"-23 1/4"H	64#	\$1039

MID-BACK WITH SYNCHRO-TILT



UL330M

- Same features as UL350H but with 2-to-1 synchro-tilt control.
- Adjustable height and width, padded leather armrests.
- **Finishes:** Black/Slate Frame
Burgundy/Slate Frame

Model No.	Outside Dimensions	Seated Area Dimensions	Seat Height	Wt.	List Price
UL330M	24 1/2"-26 1/2"W x 24 1/2"D x 38 1/2"-41 1/2"H	20 3/4"W x 18"D x 19"H	19 1/2"-22 1/2"H	61#	\$864

SERIES 500

EZ-ASSEMBLE HIGH-BACK



UL550HEZ

- Easy to assemble, no tools required.
- Accented with gathered seams on seat and back.
- Padded leather loop armrests.
- Does not ship UPS.
- Durable steel frame construction.
- **Finishes:** Black/Slate Frame

Model No.	Outside Dimensions	Seated Area Dimensions	Seat Height	Wt.	List Price
UL550HEZ	26 1/2"W x 30"D x 46 1/4"-49 1/4"H	20 3/4"W x 20"D x 25 3/4"H	20 1/2"-23 1/2"H	63#	\$1163

EZ-ASSEMBLE MID-BACK



UL530MEZ

- Easy to assemble, no tools required.
- Accented with gathered seams on seat and back.
- Padded leather loop armrests.
- Durable steel frame construction.
- **Finishes:** Black/Slate Frame
- Limited quantities available.

Model No.	Outside Dimensions	Seated Area Dimensions	Seat Height	Wt.	List Price
UL530MEZ	27 1/4"W x 30"D x 41 1/2"-44 1/2"H	21 1/2"W x 20 1/2"D x 21"H	20 1/2"-23 1/2"H	58#	\$1091

SERIES 600

All of the chairs in the Ultimo 600 Series are made with environmentally responsible materials.

- Top grain leather is reconstituted to form the extremely soft and durable Eco-leather.
- The chair arms, base and gas lift cover are constructed from renewed polypropylene thermoplastic polymers.
- All chairs in this product line contain up to 79% recycled material content by weight.

ECO-LEATHER HIGH-BACK



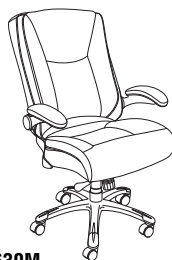
UL650H

- High back double layered body pillows
- Soft padded cantilevered armrests (pivot vertically)
- Knee-tilt seat mechanism
- Seat height with tilt tension/lock functions
- Cantilevered armrests pivot vertically
- Made with up to 76.54% Recycled Material

- **Finishes:** Black/Silver Frame

Model No.	Outside Dimensions	Seated Area Dimensions	Seat Height	Arm Height	Wt.	List Price
UL650H	31"W x 30"D x 45"-47"H	23"W x 20"D x 25"H	20"H	26 3/4"H	74#	\$1162

ECO-LEATHER MANAGER



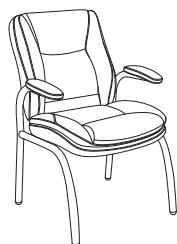
UL630M

- Mid back double layered body pillows
- Soft padded cantilevered armrests (pivot vertically)
- Knee-tilt seat mechanism
- Seat height with tilt tension/lock functions
- Cantilevered armrests pivot vertically
- Made with up to 79.57% Recycled Material

- **Finishes:** Black/Silver Frame

Model No.	Outside Dimensions	Seated Area Dimensions	Seat Height	Arm Height	Wt.	List Price
UL630M	26 1/4"W x 29"D x 41 1/4"-43 3/4"H	20 1/2"W x 19"D x 21 1/4"H	20"H	26 3/4"H	46#	\$962

ECO-LEATHER GUEST



UL610G

- Double layered body pillows
- Soft padded cantilevered armrests
- Made with up to 62.45% Recycled Material

- **Finishes:** Black/Silver Frame

Model No.	Outside Dimensions	Seated Area Dimensions	Seat Height	Arm Height	Wt.	List Price
UL610G	26"W x 27"D x 36"H	20"W x 18"D x 17"H	19"H	26"H	34#	\$699

MERCADO LEATHER SERIES



Soft and supple leather defines these comfortable and luxurious yet economical choices of seating for the office and conference room.

- Genuine leather on all seated surfaces.
- All Mercado Chairs available on the 72-hour Kwik-Ship program.
- All Mercado Chairs can ship small parcel. See Terms & Conditions.
- All models in all finishes are available on both the Kwik-Ship and Fast Freight delivery programs with no quantity limitations.
- 250 lb. load rating for all Mercado Leather and Wood Chairs.
- Some assembly required.

PRESIDENT CHAIR



- Deep pillow-style cushions for comfort.
- Chrome finished cast aluminum armrests with leather padding.
- Tilt tension and tilt lock.
- Available in Black Leather.
- Cast aluminum five-star base with chrome finish.
- Swivel seat with pneumatic height adjustment.
- Deluxe knee tilt control.

Model No.	Outside Dimensions	Seated Area Dimensions	Seat Height	Wt.	List Price
PR	25"W x 28"D x 45"-48"H	19"W x 19"D x 27"H	19"-22"	65#	\$751

OPTIMA HIGH BACK CHAIR



- Deep cushioned seat and back with pillow-style head rest.
- Chrome finished cast aluminum armrests with leather padding.
- Cast aluminum five star base with Chrome finish.
- Available in Black Leather.
- Swivel seat with pneumatic height adjustment.
- Tilt tension and tilt lock.
- Deluxe knee tilt control.

Model No.	Outside Dimensions	Seated Area Dimensions	Seat Height	Wt.	List Price
OPH	27"W x 28"D x 51"-54"H	21"W x 19"D x 32"H	20"-23"	42#	\$796

OPTIMA MID-BACK CHAIR



- Deep cushioned seat and back.
- Chrome finished cast aluminum armrests with leather padding.
- Cast aluminum five star base with Chrome finish.
- Available in Black Leather.
- Swivel seat with pneumatic height adjustment.
- Tilt tension and tilt lock.
- Deluxe knee tilt control.

Model No.	Outside Dimensions	Seated Area Dimensions	Seat Height	Wt.	List Price
OPM	27"W x 26"D x 42"-45"H	21"W x 19"D x 24"H	20"-23"	51#	\$741

SILHOUETTE CHAIR HIGH-BACK



- Elegant, slim profile.
- Brushed aluminum arms with black poly-vinyl armrests adjust to 5 positions with push of a button.
- Black nylon five star base.
- Swivel seat with pneumatic height adjustment.
- Deluxe knee tilt control.
- Tilt tension and tilt lock.
- Available in Black Leather.

Model No.	Outside Dimensions	Seated Area Dimensions	Seat Height	Wt.	List Price
SS	26"W x 27"D x 46"-49"H	19"W x 21"D x 28"H	19"-22"	52#	\$710

SILHOUETTE CHAIR MID-BACK**SSM**

(Shown with optional arm.)

- Genuine leather on all seated surfaces.
- Black nylon five star base.
- Available in Black Leather.
- Deluxe knee-tilt control.
- Five position adjustable arms are available as an option.

Model No.	Outside Dimensions	Seated Area Dimensions	Seat Height	Wt.	List Price
SSM	21 1/2"W x 27"D x 38"-41"H	21 1/2"W x 21"D x 19"H	19"-22"	45#	\$530
SSMARM	Optional 5-position arms				\$76

PIVOT ARM CHAIR**FL**

- Height adjustable, pivoting arms with a push of a button.
- Arms pivot to the back of chair.
- Brushed aluminum five star base.
- Tilt tension and tilt lock.
- Swivel seat with pneumatic height adjustment.
- Deluxe knee tilt control.
- Available in Black leather.

Model No.	Outside Dimensions	Seated Area Dimensions	Seat Height	Wt.	List Price
FL	28"W x 27"D x 46"-50"H	21"W x 18"D x 29"H	20"-23"	57#	\$818

ALLIANCE CHAIR**AL**

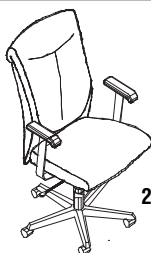
- Cast aluminum five-star base with Chrome finish.
- Swivel seat with pneumatic height adjustment.
- Available in Black.
- Black nylon armrests.
- Tilt tension and tilt lock.

Model No.	Outside Dimensions	Seated Area Dimensions	Seat Height	Wt.	List Price
AL	25"W x 31"D x 39"-42"H	20"W x 19"D x 22"H	20"-23"	42#	\$586

2522 CHAIR**2522**

- Black leather/mesh fabric combo on all seated surfaces.
- Pneumatic seat height adjustment with center pivot.
- Chrome, 5-star base.
- Adjustable arms.

Model No.	Outside Dimensions	Seated Area Dimensions	Seat Height	Wt.	List Price
2522	26 1/2"W x 26"D x 38 1/2"-43"H	19 1/2"W x 17 1/2"D x 19"H	19 1/2"-24"	40#	\$462

2528 CHAIR**2528**

- Black leather seated surfaces.
- Pneumatic seat height adjustment.
- Center pivot.
- Black nylon, 5-star base.
- Adjustable arms.

Model No.	Outside Dimensions	Seated Area Dimensions	Seat Height	Wt.	List Price
2528	27"W x 28"D x 39 1/2"-43 1/2"H	19 3/4"W x 19"D x 25"H	18 1/2"-22 1/2"	44#	\$473

3200 CHAIR



3200

- Black fabric seat with mesh back.
- Pneumatic seat height adjustment.
- Adjustable arms.
- Synchro-tilt.
- Adjustable lumbar support.
- Tilt tension.

Model No.	Outside Dimensions	Seated Area Dimensions	Seat Height	Wt.	List Price
3200	24 3/4"W x 23 1/2"D x 38"-41"H	18"W x 18 1/2"D x 20 1/2"H	17 1/2"-20 1/2"	55#	\$399

2547 CHAIR



2547

- Black leather seated surfaces.
- Pneumatic seat height adjustment.
- Loop arms.
- Black nylon, 5-star base.
- Center pivot.
- Minimal assembly required; back and seat come attached.

Model No.	Outside Dimensions	Seated Area Dimensions	Seat Height	Wt.	List Price
2547	25"W x 29 1/2"D x 38"-42"H	20 1/2"W x 20"D x 19"H	19"-23"	55#	\$483

TC2250



TC2250

- Black fabric task chair.
- Pneumatic seat height adjustment.
- Four-way adjustable arms.
- Multi-function mechanism.
- Back adjusts independently.

Model No.	Outside Dimensions	Seated Area Dimensions	Seat Ht.	Wt.	List Price
TC2250	27 3/4"W x 23"D x 35 1/2"-38 1/2"H	19 3/4"-23"W x 18"D x 17 1/2"H	18"-21"	49#	\$473

MERCADO WOOD SERIES



- All models in all finishes are available on both the Kwik-Ship and Fast Freight delivery programs with no quantity limitations.

PRESIDENT CHAIR – WOOD



PRW

- Deep pillow-style cushions for comfort
- Solid wood armrests with black leather padding.
- Tilt tension and tilt lock.
- Solid wood five-star base in choice of Sierra Cherry or Mahogany finish to match REAL office casegoods.
- Swivel seat with pneumatic height adjustment.
- Deluxe knee tilt control.
- Available in Black Leather.

Model No.	Outside Dimensions	Seated Area Dimensions	Seat Height	Wt.	List Price
PRW	26"W x 28"D x 45"-48"H	21"W x 20"D x 27"H	19"-22"	65#	\$916

CORSICA CHAIR



CS

- Deep cushioned seat and back in Black leather.
- Swivel seat with pneumatic height adjustment.
- Deluxe knee tilt control.
- Wood five star base in choice of Sierra Cherry or Mahogany finish to match REAL Office casegoods.
- Solid wood armrests with Black leather padding.
- Tilt tension and tilt lock.

Model No.	Outside Dimensions	Seated Area Dimensions	Seat Height	Wt.	List Price
CS	28"W x 29"D x 47"-50"H	22"W x 20"D x 29"H	19"-22"	68#	\$761

WOOD GUEST SEATING


Stylish designs of solid wood and genuine leather beautify any private office or reception area.

- Fully assembled wood frame, simple seat attachment required.
- Genuine leather on all seated surfaces.
- Enhanced seat suspension for lasting comfort.
- Cream leather available on VSC5A and VSC7A models only.
- Shipped 2 per box (VSC9 shipped 1 per box).
- Cannot ship small parcel.

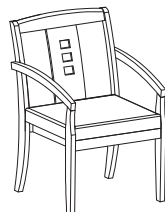
FINISH MATRIX

Model No.	Sierra Cherry/Black	Mahogany /Black	Golden Cherry/Black	Bourbon Cherry/Black	Espresso /Black	Espresso /Cream	Medium Cherry/Black	Maple /Black
VSCA	✓	✓	✓	—	—	—	✓	✓
VSC2A	✓	✓	—	—	✓	—	—	—
VSC3A	✓	—	—	✓	✓	—	✓	✓
VSC5A	✓	✓	—	✓	—	✓	—	—
VSC7A	✓	✓	—	—	—	✓	—	—
VSC9	✓	✓	—	—	—	—	—	—


Model No.	Outside Dimensions	Seated Area Dimensions	Seat Height	Wt.	Carton List Price	Each List Price
VSCA	22 1/2"W x 23 1/2"D x 33 1/2"H	18 3/4"W x 17 1/4"D x 15"H	18 1/2"	50#	\$1149/ctn.	\$575/ea.
VSC2A	22 1/4"W x 23 1/2"D x 33 1/2"H	19"W x 19"D x 14 3/4"H	18 3/4"	50#	\$1149/ctn.	\$575/ea.
VSC3A	22 3/4"W x 24 3/4"D x 34 1/2"H	19"W x 18 3/4"D x 14 1/2"H	20"	48#	\$1149/ctn.	\$575/ea.
VSC5A	22 3/4"W x 23 3/4"D x 33"H	19 1/4"W x 18"D x 13 1/2"H	19 1/2"	48#	\$1149/ctn.	\$575/ea.
VSC7A	22 1/2"W x 26"D x 34 3/4"H	19"W x 18 1/2"D x 15 3/4"H	19"	50#	\$1149/ctn.	\$575/ea.
VSC9	26"W x 23 1/2"D x 34 1/2"H	19"W x 18 1/2"D x 15 1/2"H	19"	41#	\$617/ctn.	\$617/ea.




VSCA




VSC2A




VSC3A



VSC5A



VSC7A

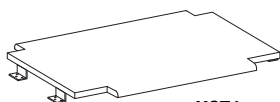


VSC9

GUEST SEATING CONNECTION TABLES

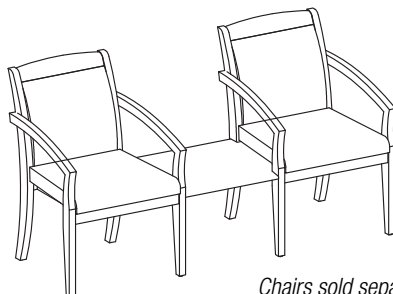
Veneer Connection Table perfectly joins the VSCA or VSC2A Guest Chairs.

- Simple frame attachment, mounting bracket and hardware included.
- Can be used with either VSCA or VSC2A Guest Chairs.
- Kwik-Ship Finishes:** Mahogany and Sierra Cherry

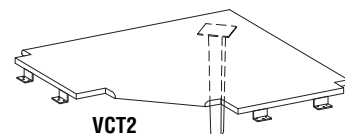
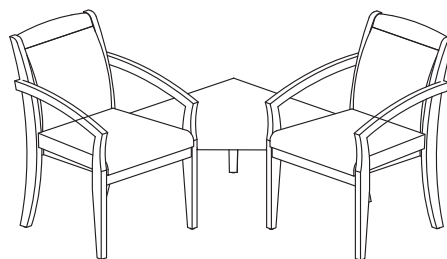


VCT1

Model No.	Description	Dimensions	Wt.	List Price
VCT1	Center Table	18 1/2"W x 20"D x 14 1/2"H	8#	\$277
VCT2	Corner Table with Leg	28 1/4"W x 28 1/4"D x 14 1/2"H	12#	\$411



Chairs sold separately.



VCT2

BISTRO SERIES



FAST Freight



Casegoods

Modular
Deskings

Conference &
Training Tables

Hospitality/
Breakroom

Seating

Folding/
Stacking

Ergonomic
Desks

High Density
Storage/Filing

Mailroom
Furniture

IT Furniture


Small Office
& Home Office

Drafting
Furniture


Seating to complement the Bistro Line of hospitality tables.

BISTRO SERIES

- Perfectly sized for dining and bar height tables. Seat heights – Stool: 30" and Chair: 19".
- Black vinyl upholstery on all seated surfaces.
- Stools feature a protective steel footrest.
- Packaged and shipped 2 per carton.
- All models in all finishes are available on both the Kwik-Ship and Fast Freight delivery programs.
- Limited quantities available.
- Fully assembled frame – simple seat attachment required with included hardware.
- 250 lb. weight rating.



CA110



CA150

Model No.	Description	Seated Area Dimensions	Seat Height	Wt.	Carton List Price	Each List Price
❖ CA110	Flat Back Chair	18"W x 16"D x 15 3/4"H	19"	40#	\$1028/ctn.	\$514/ea.
❖ CA150	Flat Back Stool	18"W x 17"D x 15 1/4"H	30"	51#	\$1074/ctn.	\$537/ea.

ESCALATE SERIES



ESC2



ESS2

- Sleek and contemporary.
- Black plastic seat and back, chrome legs.
- Chairs shipped 4/carton.
- Stools shipped 2/carton.
- Trolley available for chairs.
- Shipped completely assembled.

Model No.	Description	Outside Dimensions	Seated Area Dimensions	Seat Height	Carton Wt.	Carton List Price	Each List Price
❖ ESC2	Escalate Chair	19 1/2"W x 21 1/2"D x 32"H	18"W x 19"D x 14"H	18"	65#	\$776/ctn.	\$194/ea.
❖ ESS2	Escalate Stool	21 1/2"W x 23"D x 43 3/4"H	18"W x 19 1/2"D x 13 3/4"H	30"	45#	\$550/ctn.	\$275/ea.
❖ EST	Escalate Trolley (stacks up to 25 chairs)		21"W x 27"D x 18 1/4"H		25#	\$278/ctn.	N/A

VALORÉ SERIES



TSC2



TSS2

- Comfortable mesh backs with black fabric cushions.
- Unique tubular steel frame in a silver finish.
- Integrated foot glides.
- Chairs stack up to four high.
- Chairs ship 2/carton, fully assembled.
- Stools ship 2/carton, minimal assembly required.
- **Available in:** Black, orange or burgundy mesh with Black fabric seats.

Model No.	Description	Outside Dimensions	Seated Area Dimensions	Seat Height	Carton Wt.	Carton List Price	Each List Price
❖ TSC2	Valoré Chair	21 1/2"W x 21 3/4"D x 33 1/4"H	18"W x 17"D x 14 3/4"H	18 1/2"	40#	\$642/ctn.	\$321/ea.
❖ TSS2	Valoré Stool	22"W x 22"D x 44 3/4"H	18"W x 17"D x 14 3/4"H	30"	55#	\$862/ctn.	\$431/ea.

❖ Indicates Kwik-Ship models.

COMFORT SERIES



All of the chairs in the Comfort Series provide a balanced seating environment to help reduce stress on the muscles of the thighs, back, neck and shoulders.

- The inflatable lumbar support on all models is orthopedically designed to give customized adjustment.
- Swivel seat with pneumatic height adjustment.
- Five-star base with dual hooded casters.
- Some assembly required.
- 250 lb. rating.
- Several models feature a suspended tailbone cut-out that allows the tailbone to free float, reducing fatigue and pressure on the lower back.
- Durable acrylic/poly blend upholstery in Gray, Blue, Burgundy and Black.
- All Comfort Chairs available on the 72-hour Kwik-Ship program.
- All Comfort Chairs (except 9413AG) can ship via small parcel. See Terms & Conditions.
- All models in all finishes are available on both the Kwik-Ship and Fast Freight delivery programs with no quantity limitations.

EXECUTIVE HIGH BACK CHAIR



9413AG



9413AGL

- Tailbone cut-out in seat cushion.
- Tilt, tilt tension and tilt lock controls.
- High back with waterfall seat design.
- One-piece seat frame construction.
- Does not ship via small parcel.
- Available in Gray, Blue, Burgundy or Black fabric. Also available in Black leather.
- T-shaped arms are height adjustable and have comfortable impact resistant urethane arm rests.

Model No.	Outside Dimensions	Seated Area Dimensions	Seat Height	Wt.	Fabric List Price	Leather List Price
						L Suffix
9413AG	27"W x 27 1/4"D x 44 3/4-48 1/4"H	21"W x 18 1/2"D x 26"H	18 3/4"-22 1/4"	53#	\$940	\$1095

EXECUTIVE POSTURE CHAIR



9414AG



9414AGL

- Tailbone cut-out in seat cushion.
- 2 1/2" ratchet back height adjustment for optimal lumbar location.
- Waterfall seat design.
- **Multi-Function** – Three levers to modify angle of back relative to the seat, control tilt and forward tilt for keyboard intensive activities. Tilt is free float or locking within a fixed range.
- Available in Gray, Blue, Burgundy or Black fabric. Also available in Black leather.
- Included T-shaped arms are height adjustable and have comfortable impact resistant urethane arm rests.

Model No.	Outside Dimensions	Seated Area Dimensions	Seat Height	Wt.	Fabric List Price	Leather List Price
						L Suffix
9414AG	26"W x 24 3/4"D x 40 3/4"-44 1/4"H	20 1/2"W x 19"D x 24"H	16 3/4"-20 1/4"	43#	\$829	\$940

MULTI-FUNCTION TASK CHAIR WITH OPTIONAL ARMS



4021
with
12ADJARM

- Tailbone cut-out in seat cushion.
- Ratchet back height adjustment.
- Multi-task control adjusts seat and back angles with a single lever.
- **Optional** T-shaped arms are height adjustable and have comfortable impact resistant urethane arm rests.
- Available in Gray, Blue (limited quantities available), Burgundy or Black fabric.

Model No.	Outside Dimensions	Seated Area Dimensions	Seat Height	Wt.	List Price
4021 Chair	20"W x 22 1/2"D x 36 1/2"-40"H	20"W x 19"D x 19 1/2"H	17"-20 1/2"	38#	\$596
12ADJARM	Arms – 4" adjustability			7#	\$143

CONTOURED SUPPORT CHAIR

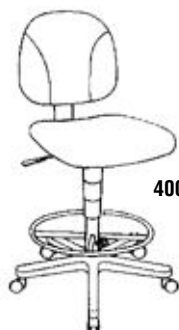


4019AG

- Contoured back and tractor style seat to help eliminate fatigue.
- 2 1/2" ratchet back height adjustment for optimal lumbar location.
- **Multi-Function** – Three levers to modify angle of back relative to the seat, control tilt and forward tilt for keyboard intensive activities. Tilt is free float or locking within a fixed range.
- Available in Gray, Blue, Burgundy or Black fabric.
- T-shaped arms are height adjustable and have comfortable impact resistant urethane arm rests.

Model No.	Outside Dimensions	Seated Area Dimensions	Seat Height	Wt.	List Price
4019AG	27"W x 25"D x 41 3/4"-45 3/4"H	21"W x 18 1/2"D x 24"H	17 1/2"-21"	44#	\$710

SWIVEL TASK STOOL



4005AG

- Twist and lock height adjustable footring.
- The inflatable lumbar support is orthopedically designed to give a customized adjustment.
- Swivel seat with pneumatic height adjustment.
- Durable acrylic/poly blend upholstered in Gray, Blue, Burgundy or Black fabric.
- Five-star base with dual hooded casters and optional Black nylon arms.
- Back height adjustment.
- Seat depth adjustment.
- **Optional** T-shaped arms are height adjustable and have comfortable impact resistant urethane arm rests.

Model No.	Outside Dimensions	Seated Area Dimensions	Seat Height	Wt.	List Price
4005AG	21"W x 24 1/2"D x 40"-50"H	21"W x 19"D x 17"-19 1/2"H	23"-33"	34#	\$596
12ADJARM	Arms – 4" adjustability			7#	\$143

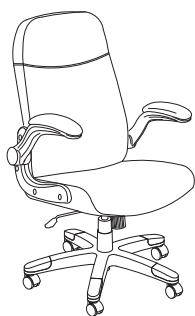
COMFORT SERIES – BIG & TALL



All of the chairs in the Comfort Series provide a balanced seating environment to help reduce stress on the muscles of the thighs, back, neck and shoulders.

- The inflatable lumbar support on all models is orthopedically designed to give customized adjustment.
- Swivel seat with pneumatic height adjustment.
- Oversized, cast aluminum. Five-star base with dual hooded casters.
- All Comfort Chairs available on the 72-hour Kwik-Ship program.
- All models in all finishes are available on both the Kwik-Ship and Fast Freight delivery programs with no quantity limitations.
- All Big & Tall Chairs can ship via small parcel. See Terms & Conditions.
- Steel reinforced seat plate.
- Some assembly required.

BIG & TALL PIVOT ARM CHAIR



6446AG

- Supports up to 450 lbs.
- Heavy duty, high density foam in cushions.

- Arms pivot out of the way to allow chair to roll up close to desk.
- Available in Gray, Blue, Burgundy or Black fabric or Black leather.

Model No.	Outside Dimensions	Seated Area Dimensions	Seat Height	Wt.	Fabric	Leather
					List Price	List Price
					L Suffix	
6446AG	29"W x 28"D x 44"-48"H	23"W x 21"D x 28"H	20"-24"	65#	\$1073	\$1195



6446AGL

BIG & TALL EXECUTIVE CHAIR



1801AG

- Supports up to 450 lbs.
- Available in Gray, Blue, Burgundy or Black fabric or Black leather.
- Heavy duty, high density foam in cushions.

Model No.	Outside Dimensions	Seated Area Dimensions	Seat Height	Wt.	Fabric	Leather
					List Price	List Price
						L Suffix
1801AG	27"W x 27"D x 44"-48"H	22"W x 19"D x 27"H	20"-24"	69#	\$951	\$1070

24-HOUR HIGH PERFORMANCE CHAIR

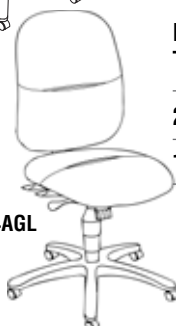


2424AG

- Supports up to 300 lbs.
- Seat cushion features memory foam.
- Multi-function chair control allows the seat and back angle to be independently adjusted.
- Chair seat tilts both forward and rearward with tilt tension adjustment.
- **Optional** T-shaped arms are height adjustable and have comfortable impact resistant urethane arm rests.
- Sculpted back has pronounced lumbar support for maximum lower back comfort.
- Back is height adjustable for precise positioning of the lumbar area.
- Available in Gray, Blue, Burgundy or Black fabric. Also available in Black Leather.

Model No.	Outside Dimensions	Seated Area Dimensions	Seat Height	Wt.	Fabric	Leather
					List Price	List Price
						L Suffix
2424AG	21"W x 29"D x 42"-45"H	21"W x 20"D x 23"H	19"-22"	58#	\$720	\$840
12ADJARM	Arms – 4" adjustability			7#	\$143	

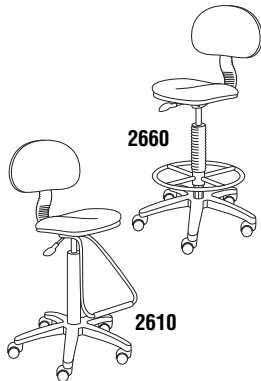
2424AGL



- All models in all finishes are available on both the Kwik-Ship and Fast Freight delivery programs with no quantity limitations.

MULTI-TASK STOOLS

- Multi-Task chairs feature extra dense foam and large, 5-star nylon base.
- Durable polyester fabric in four colors. Gray, Burgundy, Navy or Black.
- Pneumatic 10" height adjustment.
- Can ship via small parcel. See Terms & Conditions.
- All Technical Series Stools available on the 72-hour Kwik-Ship program.
- Some assembly required.
- 250 lb. rating.
- Limited quantities available in Gray, Burgundy and Navy.



Model No.	Description	Seated Area Dimensions	Seat Height	Wt.	List Price
2610	Fabric covered drafting stool with footrest and dual wheel hooded casters.	18"W x 16"D x 17"H	23"-33"	20#	\$353
2660	Fabric covered drafting stool with adjustable footring.	18"W x 16"D x 17"H	23"-33"	21#	\$353

SWIVEL TASK STOOL



- The inflatable lumbar support is orthopedically designed to give a customized adjustment.
- Swivel seat with pneumatic height adjustment.
- Durable acrylic/poly blend upholstered in Gray, Blue, Burgundy or Black.
- Five-star base with dual hooded casters and optional Black nylon arms.
- Twist and lock, height adjustable foot ring.
- Back height adjustment.
- Seat depth adjustment.
- Can ship via UPS.
- 250 lb. rating.
- **Optional** T-shaped arms are height adjustable and have comfortable impact resistant urethane arm rests.

Model No.	Outside Dimensions	Seated Area Dimensions	Seat Height	Wt.	List Price
4005AG	21"W x 24"D x 40"-50"H	21"Wx19"Dx18"-20"H	23"-33"	40#	\$596
12ADJARM	Arms			7#	\$143

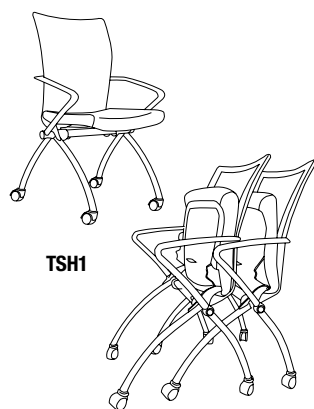
VALORÉ TRAINING SERIES



Seating designed with training in mind. Lightweight, flexible and comfortable.

- Comfortable mesh and fabric combo with a gentle recline action.
- Seats flip allowing for compact, nesting storage.
- A compact 5" between chairs when nested.
- Dual-hooded, all-purpose casters.
- Shipped assembled, simple caster attachment required.
- 25" Arm height.
- Shipped 2 per box.
- 250 lb. rating.

HIGH-BACK CHAIR

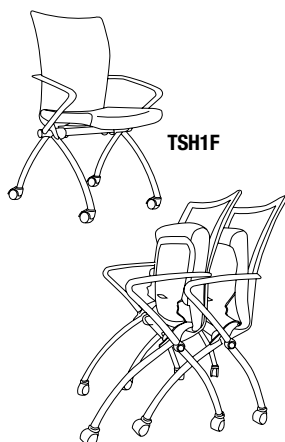


- CA117 approved.
- TSH1 with integrated arms. TSH2 without arms.
- Standard with chrome legs.
- These chairs are available on both the Kwik-Ship and Fast Freight delivery programs with no quantity limitations.
- **Available in:** Black, Orange or Red mesh with Black fabric seats.

Model No.	Outside Dimensions	Seated Area Dimensions	Seat Height	Wt.	CA133 Carton List Price
TSH1	23"W x 24"D x 36 1/2"H	19"W x 17"D x 18"H	18 1/2"	53#	\$830/ctn. (\$415/ea.)
TSH2	20"W x 24"D x 36 1/2"H	18 3/4"W x 17"D x 18"H	18 1/2"	50#	\$806/ctn. (\$403/ea.)

HIGH-BACK CHAIR UPHOLSTERED

Enhance your training environment with a perfect blend of seating comfort and designer upholstery. Mobile chairs with breathable mesh backs and a gentle recline action. Mix and match your choice of frame finishes with any Momentum Textile.



- Outside Dimensions: 23"W x 24"D x 36 1/2"H.
- Seated Area Dimensions: 19"W x 17"D x 18"H.
- Seat Height: 18 1/2".
- Carton Weight: 53#.
- TSH1F standard with black mesh seatback and black integrated arms.
- Legs/frame available in either black (B) powder-coat or chrome (C) finish.
- **See separate order form at the back of the price book for COM fabric guidelines.**
- Improved seatpan comfort.
- Professionally upholstered in either fabric or polyurethane.
- Number following color code (below) represents fabric grade.
- For graded-in fabrics, please visit www.themomgroup.com/mfg/208 for a complete textile offering and memo samples.

Kwik-Ship Finishes:

Frame: Black or Chrome

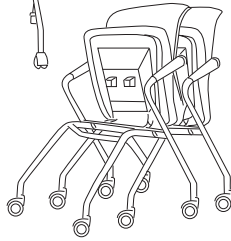
Seat Upholstery Options: Expo Latte (2), Origin Jet (2), Fuse Pepper (2), or Canter Onyx (polyurethane) (2)

Model No.	Fabric Grade	CA117 Carton List Price
TSH1F2	2	\$1030/ctn. (\$515/ea.)
TSH1F3	3	\$1090/ctn. (\$545/ea.)
TSH1F4	4	\$1150/ctn. (\$575/ea.)
TSH1F5	5	\$1210/ctn. (\$605/ea.)
TSH1F6	6	\$1270/ctn. (\$635/ea.)
TSH1F7	7	\$1330/ctn. (\$665/ea.)
TSH1F8	8	\$1390/ctn. (\$695/ea.)
TSH1F9	9	\$1450/ctn. (\$725/ea.)
TSH1F10	10	\$1510/ctn. (\$755/ea.)
TSH1FX	COM	\$1134/ctn. (\$567/ea.)

MID-BACK CHAIR



TSM2



- Comfortable mesh backs with black fabric cushions.
- Chair frames are a standard powder-coated silver finish.
- CA117 approved.
- Arm height is 26".
- **Available in:** Black, Orange or Burgundy mesh with Black fabric seats.
- Compact, nesting storage.
- Standard arms and dual-hooded casters.
- Shipped assembled, 2 per box.
- 250 lb. rating.

Model No.	Outside Dimensions	Seated Area Dimensions	Seat Height	Wt.	Carton List Price
TSM2	21 1/2"W x 24 1/2"D x 36"H	18"W x 17"D x 17 1/2"H	18 1/2"	42#	\$558/ctn. (\$279/ea.)

HEIGHT ADJUSTABLE TASK CHAIR



TSH3

- Basic height adjustable task chair.
- Arm height: 24 1/4" (at lowest setting).
- Shipped 1 per box.
- **Available in:** Black, Orange or Red mesh with Black fabric seats.
- 5-Star, 27" aluminum base.
- 250 lb. rating.

Model No.	Outside Dimensions	Seated Area Dimensions	Seat Height	Wt.	Carton List Price
TSH3	23 1/2"W x 20 1/2"D x 36 1/2" - 40 1/4"H	19 1/2"W x 17"D x 18"H	18 1/2" - 22 1/4"	33#	\$558

OPTIONAL VALORÉ CHAIR GLIDES

- Alternative to casters for any non-rolling application.
- Available for the TSH1 & TSH2 High Back and TSM2 Mid-Back chairs.
- Kit consists of 4 black, push fit Glides.

Model No.	Wt.	Carton List Price
CHAIRGL	1#	\$32

LOUNGE FURNITURE



- All models in all finishes are available on both the Kwik-Ship and Fast Freight delivery programs with no quantity limitations.

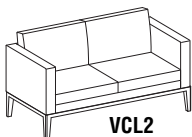
PRESTIGE SERIES

- All seated surface areas are genuine leather and available in Black.
- Platforms on Prestige Series are available in Sierra Cherry or Mahogany finish. Please specify.

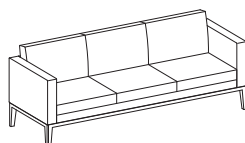


VCL1

Model No.	Description	Outside Dimensions	Seated Area	Seat Ht.	Wt.	List Price
VCL1	Chair	33 1/4"W x 29"D x 29 1/4"H	24 1/4"W x 20"D x 12 1/4"H	17"	109#	\$962
VCL2	Settee	53 1/2"W x 29"D x 29 1/4"H	44 1/2"W x 20"D x 12 1/4"H	17"	150#	\$1538
VCL3	Sofa	77 1/2"W x 29"D x 29 1/4"H	68 1/2"W x 20"D x 12 1/4"H	17"	183#	\$2003




VCL2



VCL3

SANTA CRUZ LOUNGE SERIES

- Available in either Black leather (standard with Mahogany feet) or Almond leather (standard with Black feet). Optional foot kit colors available.
- Buffalo split polyurethane coated leather on all seated surfaces.
- Mobile chair includes heavy-duty black double wheel casters in the front, black wood feet in the back.
- Mobile chair available with or without tablet.
- Mobile chair tablet: 360° swivel (15"W x 12"D), tablet height 27", available in Chestnut finish.
- Brushed aluminum handle on mobile chair back for easy mobility.
- Foot kit finish options: Cherry, Golden Cherry, Espresso, Maple, Bourbon Cherry, or Black.
- Storage ottoman standard with four casters for easy mobility.
- CA117 approved.



VCCMT



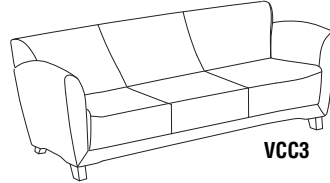
VCC



VCC1



VCC2



VCC3



VCCL

Model No.	Description	Outside Dimensions	Seated Area	Seat Ht.	List Price
VCCM	Mobile Lounge Chair	31"W x 33"D x 30 3/4"H	18 1/2"W x 21"D x 11 3/4"H	19"	\$1106
VCCMT	Mobile Lounge Chair With Tablet	31"W x 33"D x 30 3/4"H	18 1/2"W x 21"D x 11 3/4"H	19"	\$1328
VCC	Storage Ottoman	17 1/2"W x 17 1/2"D x 18 1/2"H	17 1/2"W x 17 1/2"D x 18 1/2"H	18 1/2"	\$442
VCC1	Chair	36"W x 34 1/4"D x 32 1/4"H	21 1/2"W x 22"D x 13 1/4"H	19"	\$1084
VCC2	Settee	55"W x 34 1/4"D x 32 1/4"H	41"W x 22"D x 13 1/4"H	19"	\$1616
VCC3	Sofa	75 1/4"W x 34 1/8"D x 32 1/4"H	61"W x 22"D x 13 1/4"H	19"	\$2100
VCCL	Optional Foot Kit for VCC1, VCC2 & VCC3	<i>See available finishes above.</i>		2"W x 3"D x 3 1/2"H	\$57

Folding and Stacking



The Event Series Chairs
The Event Series Tables

THE EVENT SERIES CHAIRS



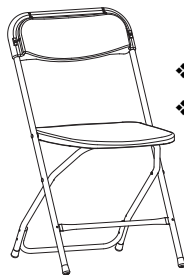
- Multipurpose seating ideal for most everything from breakrooms to banquets. Durable, lightweight, and comfortable.
- All models in all finishes available on both Kwik-Ship and Fast Freight.

FOLDING CHAIRS



2000FC


- Polypropylene seat and back provides durability.
- Double-riveted cross brace on rear legs for stabilization.
- Powder-coated frames.
- 2200 Series cart available, model 2200C, see carts section.
- Able to ship via small parcel. See Terms and Conditions.
- Available in: Wedding White, Black, Neutral.
- 225 lb. max. weight rating.



2200FC

Model No.	Description	Outside Dimensions	Seat Height	Carton Qty.	Carton List Price
❖ 2000FC	Ventilated Back Folding Chair	17"W x 17 3/4"D x 32"H	17 1/2"	8	\$361/ctn.
❖ 2200FC	Folding Chair	17"W x 17 3/4"D x 32"H	17 1/2"	8	\$341/ctn.

HEAVY DUTY FOLDING CHAIR

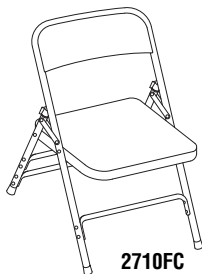


5000FC

- Contoured, durable polyethylene seat and back.
- Integrated back handle for easy set-up.
- Arched cross-braces on the legs for exceptional strength.
- Able to ship via small parcel. See Terms and Conditions.
- Optional Cart available. See chair carts section.
- Finishes: Textured White.
- 250 lb. max. weight rating.

Model No.	Description	Outside Dimensions	Seat Height	Carton Qty.	Carton List Price
❖ 5000FC	Heavy Duty Folding Chair	18 1/2"W x 21 1/2"D x 33 1/4"H	18"	4	\$350/ctn.

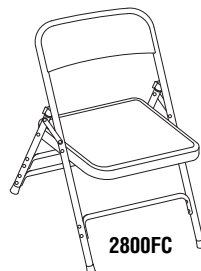
STEEL FOLDING CHAIRS



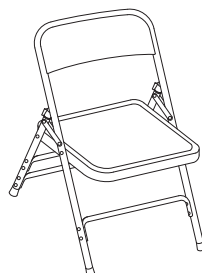
2710FC

- Contoured seat and back for maximum comfort.
- Frame constructed of 18-gauge tubular steel.
- Double-riveted cross braces on front and back legs, powder-coat finish.
- Double rear-cross braces on all.
- Able to ship via small parcel. See Terms and Conditions.
- Finishes for 2710 & 2800: Gray, Tan.
- Finish for 2900: Tan frame, Tan/Black tweed.
- 250 lb. max. weight rating.

Model No.	Description	Outside Dimensions	Seat Height	Carton Qty.	Carton List Price
❖ 2710FC	Steel Folding Chair	18 1/4"W x 20"D x 29 3/4"H	17 1/2"	4	\$270/ctn.
❖ 2800FC	Steel Folding Chair w/Vinyl Seat	18 1/4"W x 20"D x 29 3/4"H	18 1/2"	4	\$289/ctn.
❖ 2900FC	Steel Folding Chair w/Upholstered Seat & Back	18 1/4"W x 20"D x 29 3/4"H	18 1/2"	4	\$327/ctn.



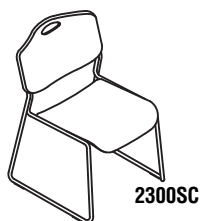
2800FC



2900FC

❖ Indicates Kwik-Ship models.

STACKING CHAIRS



2300SC



6310SC

2300 Series:

- Contoured back and extra-wide seat in a lightweight design.
- 16 gauge 5/8" round high-strength steel tubing.
- Optional Cart available. See chair carts section.
- Does not ship via small parcel.
- Finishes: Black or Blue seats with Black powder-coated frames.
- 250 lb. max. weight rating.

6310 Series:

- One piece polypropylene seat.
- Optional Cart available. See chair carts section.
- Does not ship via small parcel.
- Finishes: Black or Blue seats with Black powder-coated frames.
- 250 lb. max. weight rating.

Model No.	Description	Outside Dimensions	Seat Height	Carton Qty.	Carton List Price	Each List Price
❖ 2300SC	Stack Chair	21"W x 21 1/2"D x 31"H	17 1/2"	4	\$432/ctn.	\$108/ea.
❖ 6310SC	One Piece Stack Chair	19 1/4"W x 20 1/2"D x 30 1/2"H	17 1/2"	4	\$388/ctn.	\$97/ea.

BANQUET CHAIR



6510SC

- 18 gauge tubular steel frame.
- Durable polyester fabric.
- 1 5/8" seat thickness.
- Does not ship via small parcel.
- Optional Cart available. See chair carts section.
- Finishes: Scalloped Maroon upholstery with hammered Gray powder-coat frame.
- 250 lb. max. weight rating.
- Shipped in cartons of 15 chairs.

Model No.	Description	Outside Dimensions	Seat Height	Carton Qty.	Carton List Price
❖ 6510SC	Banquet Chair	18"W x 22 1/4"D x 36 1/2"H	18 3/4"	15	\$1972/ctn.

CHAIR CARTS



2200C



5000C

- Transport and store chairs with these easy-to-assemble carts.
- Models 2200C, 5000C, and 2300C are able to ship via small parcel. See Terms and Conditions. Model 6310C does not ship via small parcel.
- Finishes: Black powder-coat.

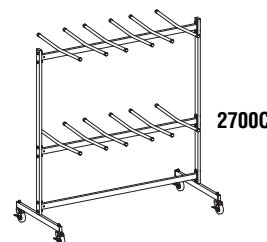
Model No.	Description	Outside Dimensions	Maximum Chairs per Cart	List Price
❖ 2200C	Folding chair stack cart for 2200FC	41 1/4"W x 19"D x 77 1/2"H	60	\$283/ea.
❖ 5000C	Folding chair stack cart for 5000FC	44"W x 19"D x 74 3/4"H	27	\$374/ea.
❖ 2300C	Folding chair stack cart for 2300SC	24 1/4"W x 23 1/4"D x 14"H	40	\$271/ea.
❖ 6310C	Chair Lift for 6310SC and 6510SC	33 1/4"W x 25 1/2"D x 45 1/2"H	12	\$528/ea.
❖ 2700C	Folding chair cart for 2710FC, 2800FC, and 2900FC	68"W x 69 3/4"D x 30 3/4"H	60	\$528/ea.



2300C



6310C



2700C

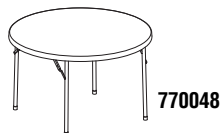
❖ Indicates Kwik-Ship models.

THE EVENT SERIES MULTI-PURPOSE TABLES

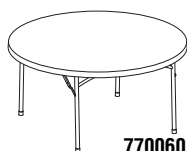


- A new line of multi-purpose, durable folding tables that meet most any need, indoors or out.
- All models available on both Kwik-Ship and Fast Freight.

FOLDING TABLES



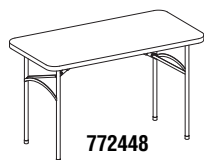
770048



770060



770072



772448

- Heavy-Duty Design. Increased number of connections between the frame and the top providing an even stronger connection.
- Table height: 29".
- Indoor or outdoor use.
- Models 770048, 770060, 770072, and 773096 do not ship via small parcel. Models 772448, 773060, 773072, and 721872 are able to ship via small parcel. See Terms and Conditions.
- Optional carts available. See table carts section.
- Finishes: Textured White with Dark Gray hammer-coated frame.

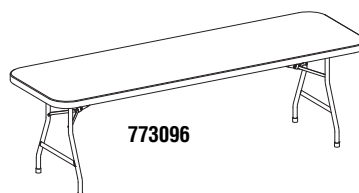
Model No.	Description	Dimensions	Maximum Weight Load	List Price
			Capacity with 1/4" Deflection (Weight must be evenly distributed.)	
❖ 770048	7700 Series - 48" Round	48" Diameter x 29"H	800#	\$220
❖ 770060	7700 Series - 60" Round	60" Diameter x 29"H	900#	\$329
❖ 770072	7700 Series - 72" Round	72" Diameter x 29"H	1000#	\$459
❖ 772448	7700 Series - 24" x 48" Rectangular	48"W x 24"D x 29"H	500#	\$128
❖ 773060	7700 Series - 30" x 60" Rectangular	60"W x 30"D x 29"H	600#	\$172
❖ 773072	7700 Series - 30" x 72" Rectangular	72"W x 30"D x 29"H	500#	\$200
❖ 773096	7700 Series - 30" x 96" Rectangular	96"W x 30"D x 29"H	300#	\$273
❖ 721872	7200 Series - 18" x 72" Rectangular	72"W x 18"D x 29"H	200#	\$190



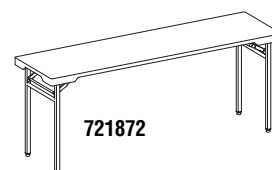
773060



773072



773096



721872

TABLE CARTS



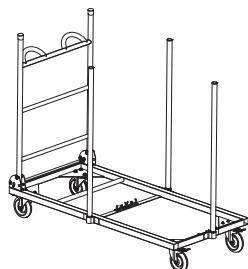
77CRND

Table Capacity:

- (16) 48" tables
- (14) 60" tables
- (13) 72" tables

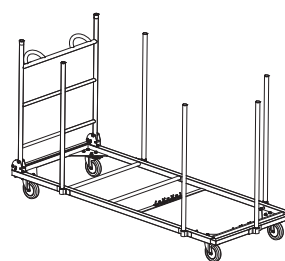
- A simple storage solution.
- Does not ship via small parcel.
- Finishes: Black powder-coat.

Model No.	Description	Dimensions	List Price
❖ 77CRND	Round Table Dolly	58-69"W x 32 3/4"D x 40 1/4"H	\$403
❖ 7724WC	Rectangular Table Cart for 24 x 48" tables	53"W x 27 1/4"D x 45 1/4"H	\$374
❖ 7730WC	Rectangular Table Cart for 30" tables	76 3/4"W x 33"D x 45 1/4"H	\$453



7724WC

Table Capacity:
(20) 24" x 48" tables



7730WC

Table Capacity:
(20) 30" x 60" tables
(20) 30" x 72" tables
(18) 30" x 96" tables

❖ Indicates Kwik-Ship models.

Ergonomic Desks



**Electric Sit-to-Stand
Tables**

Casegoods

Modular
Desking

Conference &
Training Tables

Hospitality/
Breakroom

Seating

Folding/
Stacking

**Ergonomic
Desks**

High Density
Storage/Filing

Mailroom
Furniture

IT Furniture

Small Office
& Home Office

Drafting
Furniture

VARITASK® LT-SERIES



Drive System: 110V, 60Hz AC input, 12V DC motor. 120 lb. capacity. Draws 1.6 amps under full load.

Travel Range: 16.5" of vertical adjustment from 25" to 41.5"; Full travel time is 13 seconds.

Keyboard Surface: DataCenter mechanism adjusts from 8" below to 7" above work surface and has a +15° to -15° tilt.

Work Surface: Thermally-fused laminate with T-mold edge is standard. Add "L" suffix for high pressure laminate with T-mold edge (prices shown).

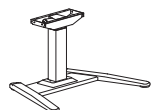
DataCenter Surface: 11"D x 27"W (minimum) for rectangular surfaces. 11.5"D x 15"W (minimum) for corner surfaces.

Base Color: List prices shown are for black bases. The non-adjustable portion of the base can be painted in any of our Corporate Colors for a \$50 List upcharge. Add a "C" suffix after the part number if interested.

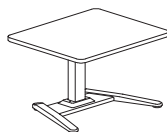
Meets ADA standards.

Kwik-Ship Finishes: Black paint, Speckled Gray Matrix and Birch Thermally Fused Laminate.

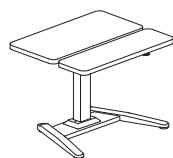
- Select models and finishes are available on the Kwik-Ship delivery program. Look for the "❖" designation in the charts below. Quantities are limited to 5 of any model per order. For additional quantities on an expedited lead-time, please call Customer Service to discuss options.



Model No.	Description	Wt.	List Price (Black Base Only)
VariTask® LT-Series Base Only			
6049	Base only	55#	\$1000

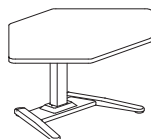


Model No.	Description	Wt.	TFL List Price	HPL List Price
VariTask® LT-Series - Single surface rectangular.				
"L" Suffix				
604LT	36" x 24"	100#	\$1478	\$1592
❖ 605LT	36" x 30"	103#	\$1523	\$1645
609LT	42" x 24"	103#	\$1567	\$1688
610LT	42" x 30"	107#	\$1596	\$1726

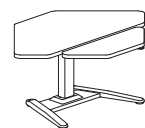


VariTask® LT-Series - Dual surface with 11"D DataCenter Keyboard Mechanism.				"L" Suffix
605LTW	36" x 30"	124#	\$2076	\$2197
610LTW	42" x 30"	129#	\$2116	\$2246

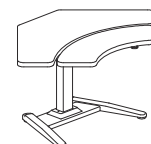
Note: DataCenter keyboard mechanisms are available for \$700 list each. Please see page 213 for more details.



VariTask® LT-Series - Single surface corner.				"L" Suffix
❖ 645LT	36" x 24"	110#	\$1619	\$1732
❖ 655LT	42" x 24"	115#	\$1692	\$1813
650LT	42" x 30"	119#	\$1700	\$1832



VariTask® LT-Series - Corner Dual Surface with DataCenter Keyboard Mechanism.				"L" Suffix
652LTW	36" x 24"	125#	\$2151	\$2280
655LTW	42" x 24"	130#	\$2271	\$2421
657LTW	42" x 30"	134#	\$2296	\$2446



VariTask® LT-Series - Curved Corner Dual Surface with DataCenter Keyboard Mechanism.				"L" Suffix
685LTW	42" x 24"	135#	\$2216	\$2342
687LTW	42" x 30"	139#	\$2240	\$2365

VARITASK® E-SERIES



Drive System: 110V, 60 H input, 24V DC motor. 150 lb. capacity. Draws 1.2 amps under full load.

Travel Range: 16" of vertical adjustment from 26" to 42": Full travel time is 18 seconds.

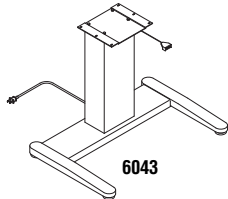
Keyboard Surface: DataCenter mechanism adjusts from 8" below to 7" above work surface. Both have +15° to -15° tilt.

Work Surfaces: Thermally-fused low-pressure laminate with T-mold edge is standard. Add "L" suffix for high pressure laminate with T-mold edge (prices shown).

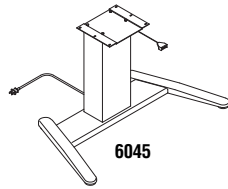
DataCenter Surface: 11"D x 27"W (minimum) for rectangular configurations.

Kwik-Ship Finishes: Black paint, Speckled Gray Matrix and Birch thermally-fused laminate.

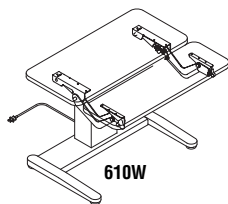
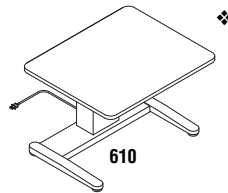
- Select models and finishes are available on the Kwik-Ship delivery program. Look for the "❖" designation in the charts below. Quantities are limited to 5 of any model per order. For additional quantities on an expedited lead-time, please call Customer Service to discuss options.



Model No.	Description	Wt.	List Price
VariTask® E-Series Base Only			
6043	Base for rectangular top sizes up to 48"W x 30"D, 48" x 30" corner, 16" travel	75#	\$1701
6045	Base for corner top sizes up to 30" x 48", 16" travel - wedge shape	75#	\$1701
6047	Base for corner top sizes up to 36"W x 24"D, and 42"W - wedge shape, 16" travel	67#	\$1701

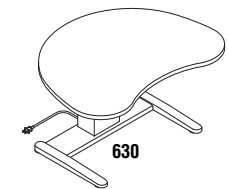


Model No.	Description	Wt.	TFL List Price	HPL List Price
VariTask® E-Series - Single surface.				"L" Suffix
605S	36" x 24"	116#	\$1865	\$2012
610S	42" x 24"	117#	\$1884	\$2032
615S	48" x 24"	126#	\$1948	\$2095
❖ 605	36" x 30"	123#	\$1930	\$2076
610	42" x 30"	124#	\$1948	\$2149
615	48" x 30"	135#	\$2012	\$2220

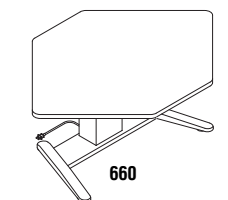


VariTask® E-Series - Dual surface with 11" D DataCenter Keyboard Mechanism.				"L" Suffix
605SW	36" x 25" with DataCenter	137#	\$2672	\$2818
610SW	42" x 25" with DataCenter	141#	\$2691	\$2839
615SW	48" x 25" with DataCenter	146#	\$2755	\$2954
605W	36" x 31" with DataCenter	144#	\$2734	\$2902
610W	42" x 31" with DataCenter	149#	\$2803	\$2967
615W	48" x 31" with DataCenter	155#	\$2842	\$3051

Note: DataCenter keyboard mechanisms are available for \$700 list each. Please see page 213 for more details.



VariTask® E-Series - Kidney shaped single surface.				"L" Suffix
630	48" x 36"	144#	\$2734	\$2902



VariTask® E-Series - Single surface corner unit.				"L" Suffix
650S	42" x 24"	132#	\$2286	\$2432
660S	45" x 24"	141#	\$2305	\$2453
670S	48" x 24"	147#	\$2370	\$2600
650	42" x 30"	135#	\$2349	\$2584
660	45" x 30"	144#	\$2398	\$2645
670	48" x 30"	151#	\$2432	\$2685

❖ Indicates Kwik-Ship models.

Casegoods

Modular
Desking

Conference &
Training Tables

Hospitality/
Breakroom

Seating

Folding/
Stacking

Ergonomic
Desks

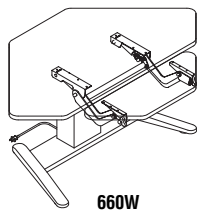
High Density
Storage/Filing

Mailroom
Furniture

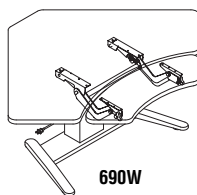
IT Furniture

Small Office
& Home Office

Drafting
Furniture

E-SERIES (CONTINUED)**660W**

Model No.	Description	Wt.	TFL List Price	HPL List Price
VariTask® E-Series - Corner dual surface with DataCenter Keyboard Mechanism.				"L" Suffix
650SW	42" x 24"	150#	\$3050	\$3183
660SW	45" x 24"	160#	\$3068	\$3190
670SW	48" x 24"	168#	\$3094	\$3242
❖ 650W	42" x 30"	155#	\$3075	\$3196
660W	45" x 30"	163#	\$3138	\$3348
670W	48" x 30"	172#	\$3222	\$3433

**690W**

Model No.	Description	Wt.	Low-Pressure Laminate List Price	Standard Laminate List Price
VariTask® E-Series Curved - Corner dual surface with DataCenter Keyboard Mechanism.				"L" Suffix
680SW	42" x 24"	152#	\$3404	\$3551
685SW	45" x 24"	160#	\$3423	\$3571
690SW	48" x 24"	168#	\$3487	\$3634
680W	42" x 30"	155#	\$3467	\$3692
685W	45" x 30"	163#	\$3537	\$3759
690W	48" x 30"	172#	\$3630	\$3854

❖ Indicates Kwik-Ship models.

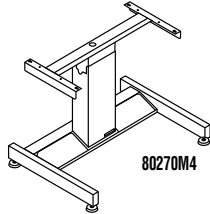
VARITASK® CLASSIC



Drive System: 110v, 60 Hz, 24V DC motor. 250 pounds of lifting capacity per column. No belts, pulleys, or hydraulics. Draws 1.2 amps under full load.

Travel Range: 14" of vertical adjustment from 26" to 42": Full travel time is 18 seconds.

Work Surfaces: 1 1/8" high pressure laminate with T-mold edge is standard.
DataCenter/Keyboard Surface: DataCenter mechanism adjusts from 8" below to 7" above work surface with +15° to -15° tilt range.
Meets ADA standards.

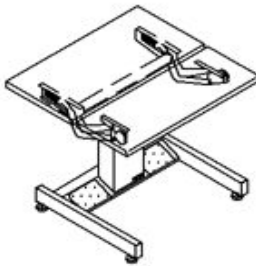


Model No.	Description	Wt.	List Price
VariTask® Classic Base Only			
80270M4	Power base for single surface 48"W x 30"D rectangular top, 16" travel	117#	\$3093
80270P4	Power base for single surface 45"W x 30"D corner top, 16" travel	115#	\$3093
80370M4	Same as 80270M4 above except 18" travel, 29" to 47"	122#	\$3521
80370P4	Same as 80270P4 above except 18" travel, 29" to 47"	120#	\$3521

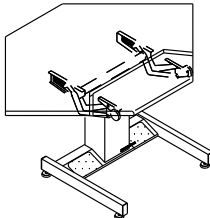
Note: Additional bases available for other top configurations. Call Customer Service for information.



Model No.	Description	Wt.	HPL List Price
VariTask® Adjustable Workcenter - Single Column, single surface with power height.			
12330L	30"D x 30"W	176#	\$3559
12336L	30"D x 36"W	186#	\$3770
12348L	30"D x 48"W	206#	\$3974
12360L	30"D x 60"W	226#	\$4207



VariTask® DataCenter - Single Column with 14" DataCenter keyboard mechanism.			
12730WL	18"D x 30"W	127#	\$4207
12736WL	18"D x 36"W	135#	\$4436
12742WL	18"D x 42"W	143#	\$4619
12748WL	18"D x 48"W	155#	\$4790
12760WL	18"D x 60"W	179#	\$5135



Corner VariTask® - Single Column with DataCenter keyboard mechanism.			
12563WL	30"D x 42"W corner surface with 16"D x 32"W	190#	\$5324
12564WL	30"D x 45"W corner surface with 12"D x 32"W	192#	\$5441
12565WL	30"D x 48"W corner surface with 13"D x 36"W	194#	\$5563

Casegoods

Modular
Desking

Conference &
Training Tables

Hospitality/
Breakroom

Seating

Folding/
Stacking

Ergonomic
Desks

High Density
Storage/Filing

Mailroom
Furniture

IT Furniture

Small Office
& Home Office

Drafting
Furniture

VARITASK® STEALTH



Drive System: 115V, 60 AC input/24V DC motor. Total lifting capacity for a 2 pod unit is 450 lbs. and 550 lbs. for a 3 pod system. Combine up to three on one switch. All units draw maximum 1.6 amps under full load.

Travel Range: 16" of vertical adjustment from 26" to 42" by way of simple touch button. DataCenter option extends keyboard range from 18" to 49".

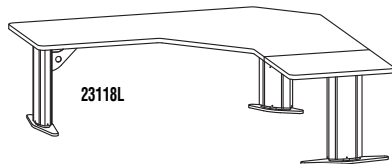
Keyboard Surface: DataCenter mechanism adjusts from 8" below to 7" above work surface with a +15° to -15° tilt.

Work Surface: 1 1/8" high-pressure laminate with T-mold edge is standard.

Modesty Panels: Available on some models. Contact Customer Service for details.

Control Switch: Standard with 3-position memory settings.

Meets ADA standards.



Typical models are shown below, but limitless custom configurations are available. Contact Mayline Customer Service at 1-800-822-8037 for more information on the versatile Stealth.

Model No. Price	Description	Wt.	No. of Pods	List
VariTask® Stealth Base Only - Includes pods, control box, cables and switches.				

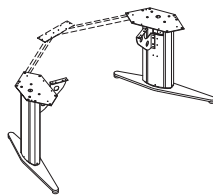
22114TB	Recommended for corner unit measuring no more than 30" x 72" x 72" x 30"	96#	2	\$4389
23118TB	Recommended for corner unit larger than 72" but not to exceed 102"	138#	3	\$7017

Note: Does not include pod alignment angles for work surface mounting. Contact Customer Service for verification of sizes required for application.

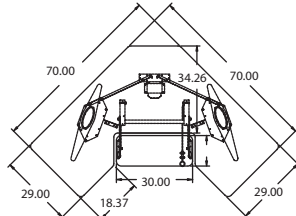
Model No. Price	Description	Wt.	No. of Pods	HPL List
VariTask® Stealth				

22114L	Corner unit, 30" x 72" x 72" x 30"	253#	2	\$5960
22114WL	Corner unit with DataCenter keyboard surface, 30" x 72" x 72" x 30"	270#	2	\$7101
22133WL	Corner unit with DataCenter keyboard surface, 24" x 60" x 72" x 30"	263#	2	\$6830
22116L	Corner unit, 30" x 48" x 72" x 30"	239#	2	\$5405
23118L	Corner unit, 30" x 84" x 84" x 30"	258#	3	\$8213
23269L	Rectangular unit, 96" x 36"	241#	3	\$7490
22368L	Kidney-shaped unit, 84" x 36"	220#	2	\$5297
23118WL	Corner unit with DataCenter keyboard surface, 30" x 84" x 84" x 30"	285#	3	\$9356

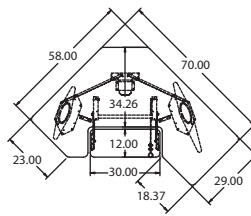
22114TB



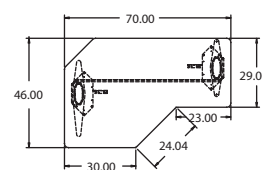
22114WL



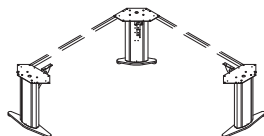
22133WL



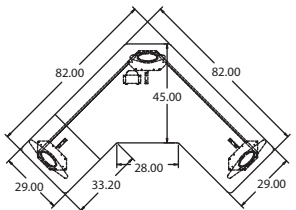
22116L



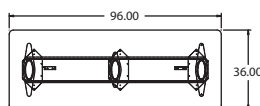
23118TB



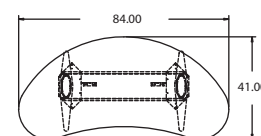
23118L



23269L



22368L



(Actual top dimensions shown.)

VARITASK® XR



Drive System: 24V, Chain Drive, DC motor. 2-leg system has 250 lbs. lifting capacity and draws a maximum of 3 amps. The 3-leg system has 375 lbs. of lifting capacity and draws a maximum of 4.5 amps start-up and full load.

Travel Range: 26.5" of vertical adjustment from 24" to 50.5" by way of simple to use control switch.

Work Surfaces: 1 1/8" high pressure laminate with T-mold edge is standard.

DataCenter Surfaces: 11"D x 30"W (minimum) for rectangular configurations.

Meets ADA standards.

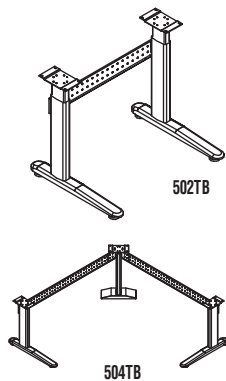
Keyboard Surface: Optional mechanism extends keyboard range to 8" below and/or 7" above monitor surface. Tilt range is +15° to -15° tilt.

Control Switch: Standard with 3 position memory settings.

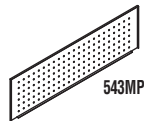
Modesty Panel: Optional 18 gauge perforated 10"H steel panel. Available in Mayline standard colors.

Base: Consists of 14 gauge legs and rigid 14 gauge cross brace. Available in black only. Base ships KD. Due to the precision alignment of the height-adjustable legs, it is critical the unit is properly leveled for optimum performance.

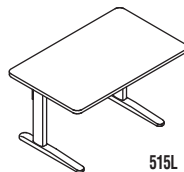
- Select models and finishes are available on the Kwik-Ship delivery program. Look for the "❖" designation in the charts below. Quantities are limited to 5 of any model per order. For additional quantities on an expedited lead-time, please call Customer Service to discuss options.



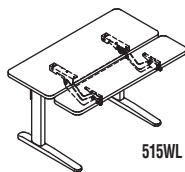
Model No.	Description	Wt.	
VariTask® XR	Base Only-includes columns, control box, cross brace, cables and switch		Base Only List Price
502STB	For 36"-42" 24" deep tops - 2 columns	45#	\$2250
503STB	For 48"-60" 24" deep tops - 2 columns	47#	\$2331
506STB	For 24" x 48" x 72" x 24" right-hand return - 3 columns	65#	\$3047
507STB	For 24" x 72" x 48" x 24" left-hand return - 3 columns	65#	\$3047
504STB	For 72" x 24" x 72" corner - 3 columns	68#	\$3128
505STB	For 84" x 24" x 84" corner - 3 columns	73#	\$3055
502TB	For 36"-42" tops - 2 columns	47#	\$2280
503TB	For 48"-60" tops - 2 columns	50#	\$2362
506TB	For 30" x 48" x 72" x 30" right-hand return - 3 columns	67#	\$3094
507TB	For 30" x 72" x 48" x 30" left-hand return - 3 columns	67#	\$3094
504TB	For 72" x 30" x 72" corner - 3 columns	70#	\$3101
505TB	For 84" x 30" x 84" corner - 3 columns	75#	\$3175



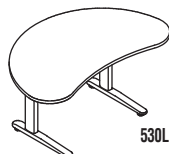
Optional Modesty Panel			List Price
❖ 537MP	For 36"-42" wide tables (Qty 1)	20#	\$141
❖ 543MP	For 48"-60" wide tables (Qty 1)	22#	\$154
549MP	For 72" x 72" corner tables (Qty 2)	38#	\$387
561MP	For 84" x 84" corner tables (Qty 2)	40#	\$429
562MP	For 72" x 48" corner table (Qty 1 of each size)	40#	\$348



VariTask® XR	Single Surface Rectangular		HPL List Price
505SL	36" x 24"	80#	\$2603
510SL	42" x 24"	87#	\$2650
515SL	48" x 24"	94#	\$2725
520SL	60" x 24"	107#	\$2878
505L	36" x 30"	89#	\$2667
510L	42" x 30"	97#	\$2715
❖ 515L	48" x 30"	105#	\$2791
520L	60" x 30"	120#	\$2943
525L	72" x 30"	135#	\$2999



VariTask® XR	Dual Surface Rectangular with DataCenter Mechanism		
505WL	36" x 30"	110#	\$3495
510WL	42" x 30"	119#	\$3562
515WL	48" x 30"	131#	\$3649
520WL	60" x 30"	147#	\$3803



VariTask® XR	Kidney Shaped Single Surface		
530L	48" x 36"	115#	\$3070
540L	60" x 36"	130#	\$3285

❖ Indicates Kwik-Ship models.

Casegoods

Modular
Desking

Conference &
Training Tables

Hospitality/
Breakroom

Seating

Folding/
Stacking

Ergonomic
Desks

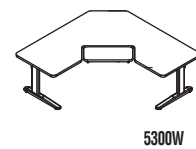
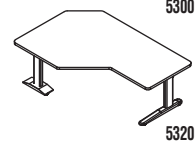
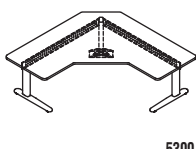
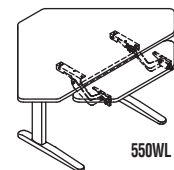
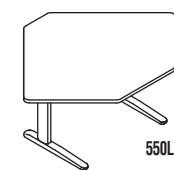
High Density
Storage/Filing

Mailroom
Furniture

IT Furniture

Small Office
& Home Office

Drafting
Furniture

XR (CONTINUED)

Model No.	Description	Wt.	HPL List Price
VariTask® XR	Single Surface Corner Unit		
550SL	42" x 24"	98#	\$3102
560SL	45" x 24"	102#	\$3162
570SL	48" x 24"	116#	\$3208
550L	42" x 30"	103#	\$3167
560L	45" x 30"	107#	\$3226
570L	48" x 30"	122#	\$3272
VariTask® XR	Dual Surface Corner Unit with DataCenter Mechanism		
❖ 550WL	42" x 30"	121#	\$3652
560WL	45" x 30"	127#	\$3802
570WL	48" x 30"	154#	\$3885
VariTask® XR	Curved Dual Surface Corner Unit with DataCenter Mechanism		
580WL	42" x 30"	121#	\$3810
590WL	45" x 30"	127#	\$3871
595WL	48" x 30"	154#	\$3955
VariTask® XR	3 Column Laminate Single Surface Corner		
5300SL	24" x 72" x 72" x 24"	240#	\$4306
5310SL	24" x 84" x 84" x 24"	242#	\$4540
5320SL	24" x 48" x 72" x 24" - right handed	231#	\$3732
5330SL	24" x 72" x 48" x 24" - left handed	231#	\$3732
5300L	30" x 72" x 72" x 30"	253#	\$4380
5310L	30" x 84" x 84" x 30"	258#	\$4614
5320L	30" x 48" x 72" x 30" - right handed	239#	\$3807
5330L	30" x 72" x 48" x 30" - left handed	239#	\$3807
VariTask® XR	3 Column Laminate Single Surface Corner with Data Center Mechanism		
5300WL	30" x 72" x 72" x 30"	258#	\$5226
5310WL	30" x 84" x 84" x 30"	285#	\$5460
5320WL	30" x 48" x 72" x 30" - right handed	244#	\$4516
5330WL	30" x 72" x 48" x 30" - left handed	244#	\$4516

Note: DataCenter keyboard mechanisms are available for \$700 list each. See page 213 for more details.

❖ Indicates Kwik-Ship models.

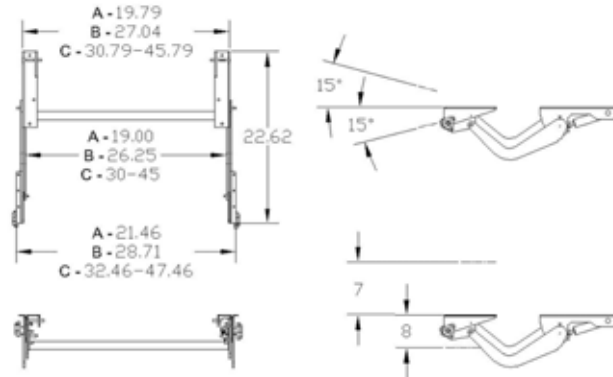
ERGONOMIC ACCESSORIES

GSA

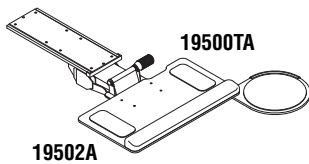
Data Center Keyboard Mechanisms

Sit/Stand height adjustable keyboard arm with paddle actuated spring brake height adjustment and lever for tilt. Variable width configurations, fixed mount application. Available in 19", 26.25" widths. Please contact Customer Service for compatibility on rectangular and corner workstations to insure proper fit.

Model No.	Description	Wt.	List Price
49263	Data Center 19" (A)	22#	\$700
49264	Data Center 26.25" (B)	22#	\$700
49265	Data Center 30"-45" adjustable (C) in 98" or (25mm) increments	22#	\$700



KEYBOARD SUPPORTS



Model No.	Description	Wt.	List Price
19500TA	Retractable keyboard platform 19"W x 10 1/2"D. 0° to -15° tilt, 360° swivel.	12#	\$381
19502A	Optional Mouse Platform for 19500TA, 360° swivel, 9"Dia.	2#	\$141

Available in Black Only.

Casegoods

Modular
Deskings

Conference &
Training Tables

Hospitality/
Breakroom

Seating

Folding/
Stacking

Ergonomic
Desks

High Density
Storage/Filing

Mailroom
Furniture

IT Furniture

Small Office
& Home Office

Drafting
Furniture

High Density Storage/Filing



**Mobile Track Systems
Four Post Shelving
X-Ray Shelving
Tambour Door Cabinets
Rotary Files
Flipper Door Cabinets
Personal Workstation
Organizers
Mobile File Carts
Lateral Files/
Steel Bookcases
Plan Files**

Casegoods

Modular
Deskings

Conference &
Training Tables

Hospitality/
Breakroom

Seating

Folding/
Stacking

Ergonomic
Desks

**High Density
Storage/Filing**

Mailroom
Furniture

IT Furniture

Small Office
& Home Office

Drafting
Furniture

MOBILE AISLE



The most important element of any storage or filing project is to create an environment for **proper storage** and **ease of retrieval** of items or records and information. The Kwik-File solution eliminates wasted aisle space by utilizing it to triple the storage and filing capacity compared to what a conventional filing cabinet would provide. Kwik-File manufactures a complete line of high-density, modular systems that will integrate into any office environment.

Our highly trained staff can solve filing and storage problems by analyzing what needs to be stored and how and when it needs to be accessed and handled. Our 810 Manual or 1000 Mechanical Assist systems easily accommodate our 4-Post shelving and that of other manufacturers, including Tennsco and Aurora. Our Mobile Aisle systems provide quick and easy retrieval of side tab media. Other options include Reference Shelves, Roll-out Drawers, Wire Shelving and Slatwall for additional types of storage.

To take the trouble and worry out of specifying a Mobile Aisle solution, we will do all the up-front work for you. We offer **FREE DESIGN SERVICE** to not only recommend the best solution, but we will also develop a drawing for your floor plan along with a list of all the materials you need to order ... **FREE!** Call 1-800-822-8037, email to spaceplanning@mayline.com, or fax to 920-208-7970.

NEW – Mobile Aisle 1000 Mechanical Assist

The new 1000 series Mobile Aisle comes with greater flexibility for rail placement allowing design to be easier around obstructions and on specialized floor support applications. The Kwik-File 1000 Mechanical Assist system is operated by a three pronged star handle with red safety occupancy indicator. Conveniently located in the center of the end panel assembly, the handle will easily move 10,000 pounds of shelving and media with only 1 pound of effort. Multiple ranges can be moved simultaneously promoting increased filing and retrieval time. The heavy-duty mechanical assist design can move up to 30 feet in range length. In addition to traditional filing solutions the system offers a wide variety of storage options that will provide a secure environment for items such as archival objects, law enforcement guns, ammo and evidence, medical and pharmaceutical supplies and instruments, and retail backroom storage, to name a few, utilizing traditional steel shelving, wire shelving, roll-out drawers and slatwall.

810 Manual System

The Kwik-File 810 Manual System is designed for smaller filing applications. The system is moved by hand and requires only 4 pounds of effort to move approximately 8000 pounds of shelving and media. An ideal solution for systems with ranges not exceeding 8 feet in length.



Wasted aisle space is eliminated with Kwik-File's high-density mobile storage systems.

4-POST SHELVING

- **NO hardware required for installation**
- End panels provide a finished appearance.
- All shelving is offered in 24", 36", 42" and 48" widths.
- All shelving is offered in 9", 12", 15", 18", 24" and 30" depths.
- Dividers interlock with common stop for stability.
- 4-Post design shelving will support 240 lbs. per shelf.
- **X-ray shelving** will support 1000 lbs. per shelf.
- Wall anchoring
- Accessories: Roll-out drawers, Posting/Reference Shelf, Security Shades, Slatwall, Wire Shelving.
- Wall anchoring brackets and hardware available.
- Easy to relocate.

WIRE SHELVING

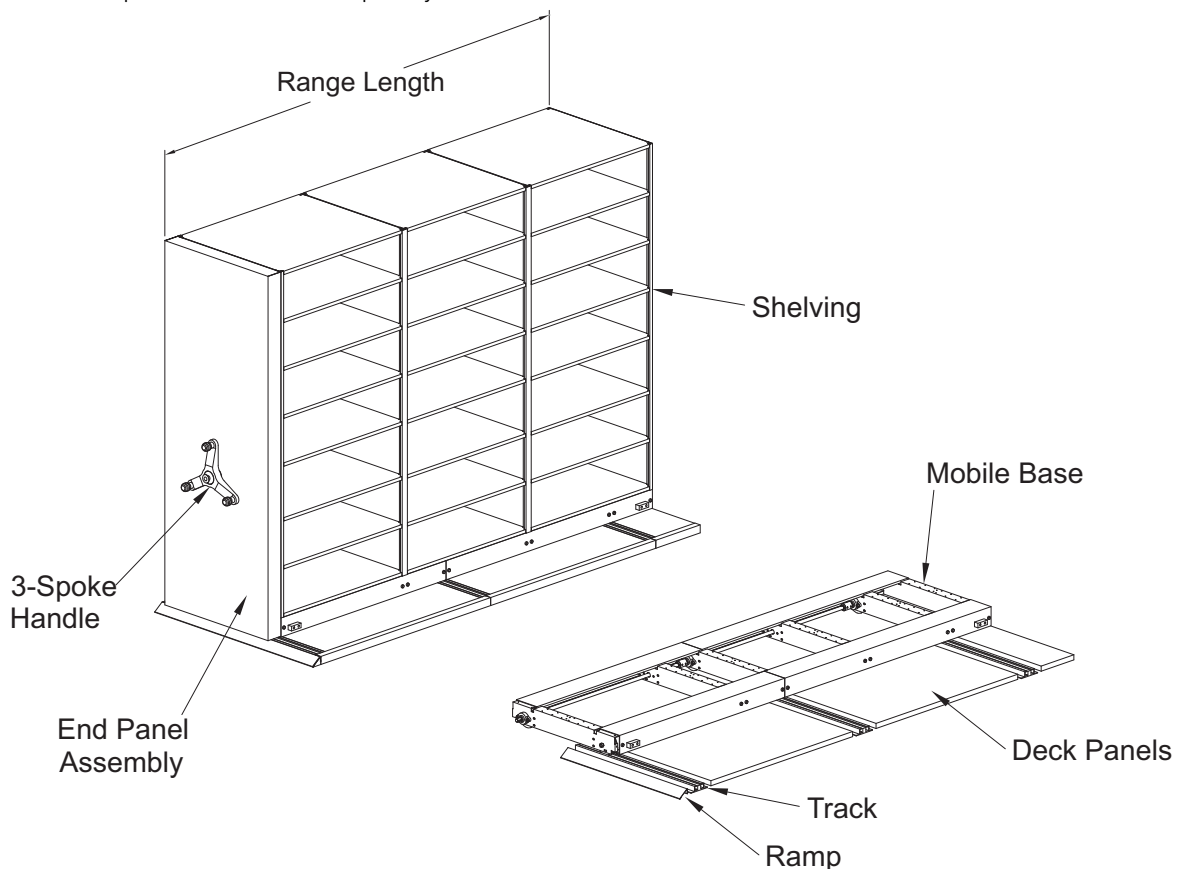
- Bright zinc chloride plating followed by clear chromate plating with MasterSeal® sealer for improved rust protection.
- 3-year limited warranty on wire shelving.
- NSF-listed for dry storage environments.
- Shelving offered in 12", 15", 18", 24", 30" and 36" widths.
- All shelving is offered in 24", 36", 42" and 48" depths.
- Shelves load tested to 250 lbs./zero deflection.
- Available for even dimension 4-Post only.
- Shelves mount over two shelf supports of a 4-Post system.
- Optional Center Stop assemblies are available that include one side-to-side partition that interlocks with two front-to-back ledges to form an "H".
- Additional side-to-side partitions are also sold separately.

TRACK, DECKING & RAMPS

- **Non-grouted track**, totally re-levelable at any time.
- Levelers in pairs positioned every 6".
- Two point contact to floor for weight load distribution.
- Track interlocks and overlaps at all track joints.
- Attachment to floor with hilti (expansion bolt).
- Deck is supplied by Kwik-File.
- Available with fire-retardant carpet (Charcoal or Taupe) or unfinished.
- Deck panels – complete with levelers.
- Low profile standard system entry or ADA/incline ramp options.

END PANEL DRIVE ASSEMBLIES

- **1 pound of pressure required to move 10,000 lbs.**
- All steel, *no particleboard*.
- Painted steel end panels available in Corporate colors standard.
- Magnetic design enhancement option available in laminate, veneer and fabric.
- Three spoke handle which includes a range safety lock with red locking indicator.

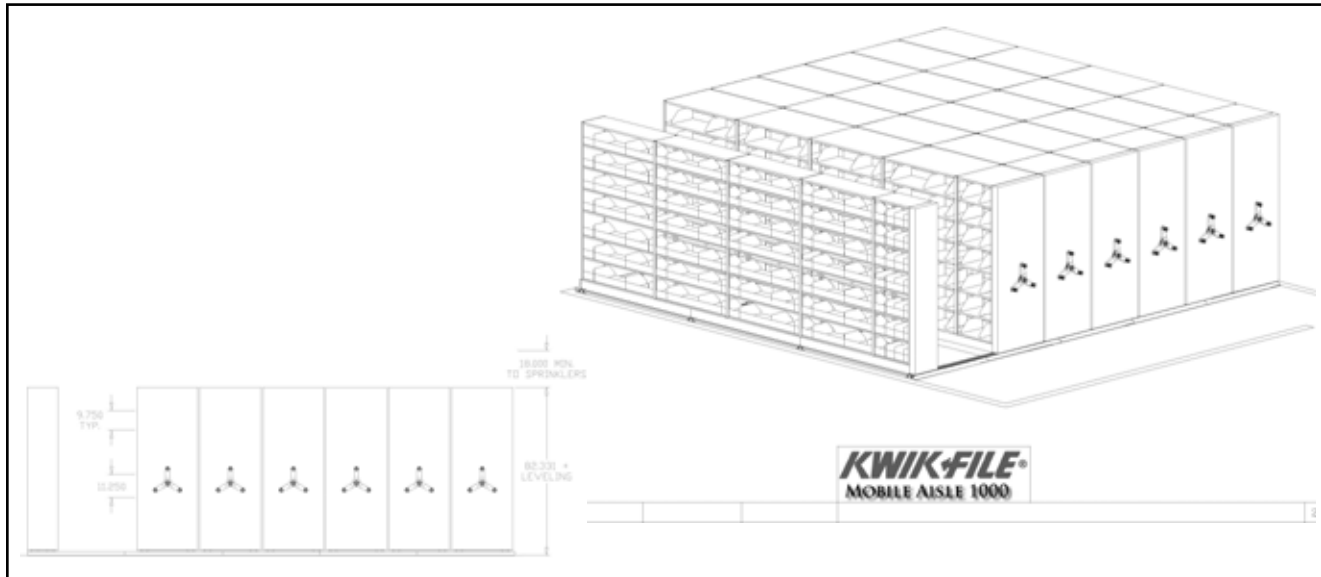


FREE SPACE PLANNING SERVICES

Our storage and filing experts can help – **FREE OF CHARGE**. If your storage problems can be solved with Mobile 1000, let us help! Our Spaceplanning Team are experts at storage and filing solutions and can design Mobile 1000 to fit your storage area perfectly. Our Spaceplanners have extensive knowledge of Mobile 1000, Mobile Lite, 4-Post, Arc Rotary, X-Ray, Flip 'n File, File Harbor and Kwik Track systems.


Our Spaceplanners are able to receive requests via email, fax or via the Mayline website. The filing survey is located at www.mayline.com under Free Design Service. The filing survey takes just a few minutes and will provide our Spaceplanners with the necessary information to complete a quote and design layout. Email your room drawings in AutoCAD or pdf format to spaceplanning@mayline.com.

Email us your request now at spaceplanning@mayline.com or fax us at 920-208-7970.



Certified Installers

Kwik-File has their very own Certified Installers. The Certified Installers go through an in-depth training on all of the Filing & Storage System products. To find an installer near you, visit www.mayline.com.



FREE Designs and Quotes at your fingertips.

Complete Mobile Lite typical model numbers include the following; one single faced fixed unit, one single face movable unit and a range of 2 to 4 double face movable units. Model numbers also include 7-tier 4-post shelving, back panels for single face units, dividers, half high end panel assembly, key lock included with single face movable unit, plunger lock included with all double face movable units, mobile bases, track and additional track for typical aisle walkway. No decking or ramping required. For special customer requirements please contact the Mayline's Space Planning department for free design service at 1-800-822-8037.

Letter Depth Shelving Model Numbers	System Width	Overall Range Length	Overall Height	Wt.	Aisle	LFI	System Size	List Price
EML3672L	118"	44"	79"	1159	36"	1454"	10' x 4'	\$9503
EML3673L	144"	44"	79"	1500	36"	1939"	12' x 4'	\$12286
EML3674L	170"	44"	79"	1844	36"	2424"	15' x 4'	\$15218
EML4872L	118"	56"	79"	1334	36"	1958"	10' x 5'	\$10182
EML4873L	144"	56"	79"	1562	36"	2611"	12' x 5'	\$13260
EML4874L	170"	56"	79"	2099	36"	3263"	15' x 5'	\$16290
EML7272L	118"	80"	79"	1858	36"	2912"	10' x 7'	\$14619
EML7273L	144"	80"	79"	2384	36"	3884"	12' x 7'	\$18863
EML7274L	170"	80"	79"	2909	36"	4854"	15' x 7'	\$23249
EML9672L	118"	104"	79"	2202	36"	3916"	10' x 9'	\$16220
EML9673L	144"	104"	79"	2810	36"	5222"	12' x 9'	\$21289
EML9674L	170"	104"	79"	3417	36"	6527"	15' x 9'	\$25825

System Width: Total length from left to right of system.

Overall Range Length: From wall to the tip of the handle (dimension includes 1 1/2" clearance from wall).

Overall Height: Distance from the floor to the top of shelving.

Aisle: Walkway between ranges.

LFI: The amount of Linear Filing Inches offered in each typical.

System Size: Footprint of the system.

Letter

EML3672L

EML = Mobile Lite

36 = Overall shelving length in inches.

7 = Number of shelves per unit.

2 = Number of double face movable units.

L = Letter media.

Letter

EML4874L

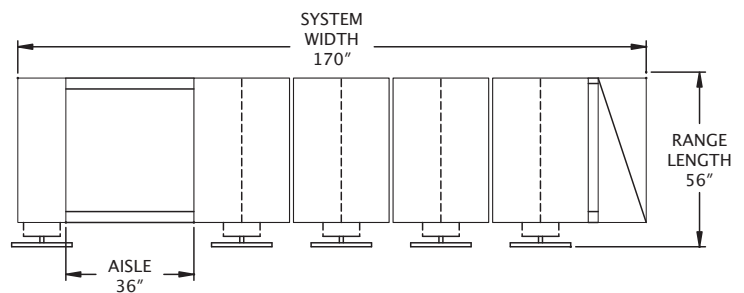
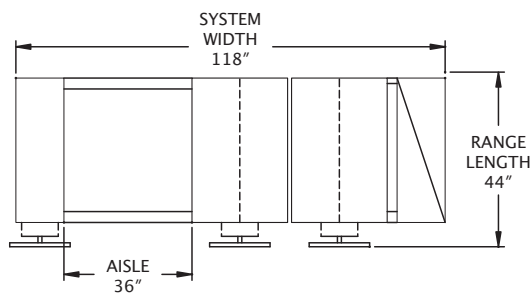
EML = Mobile Lite

48 = Overall shelving length in inches.

7 = Number of shelves per unit.

4 = Number of double face movable units.

L = Letter media.



MOBILE LITE TYPICALS

Legal Depth Shelving Model Numbers	System Width	Overall Range Length	Overall Height	Wt.	Aisle	LFI	System Size	List Price
EML3672G	135"	44"	79"	1337	36"	1454"	12' x 4'	\$10102
EML3673G	167"	44"	79"	1745	36"	1939"	14' x 4'	\$13226
EML3674G	199"	44"	79"	2153	36"	2424"	17' x 4'	\$16274
EML4872G	135"	56"	79"	1505	36"	1958"	12' x 5'	\$10701
EML4873G	167"	56"	79"	1955	36"	2611"	14' x 5'	\$13975
EML4874G	199"	56"	79"	2405	36"	3263"	17' x 5'	\$17173
EML7272G	135"	80"	79"	2153	36"	2912"	12' x 7'	\$15553
EML7273G	167"	80"	79"	2770	36"	3884"	14' x 7'	\$20270
EML7274G	199"	80"	79"	3431	36"	4854"	17' x 7'	\$24875

X-Ray Depth Shelving Model Numbers	System Width	Overall Range Length	Overall Height	Wt.	Aisle	LFI	System Size	List Price
EML3652X	160"	44"	89"	1297	42"	1039"	14' x 4'	\$12614
EML3653X	198"	44"	89"	1695	42"	1385"	17' x 4'	\$16467
EML3654X	236"	44"	89"	2097	42"	1731"	20' x 4'	\$20314
EML4852X	160"	56"	89"	1465	42"	1399"	14' x 5'	\$12939
EML4853X	198"	56"	89"	1905	42"	1865"	17' x 5'	\$16839
EML4854X	236"	56"	89"	2365	42"	2331"	20' x 5'	\$20734

System Width: Total length from left to right of system.

Overall Range Length: From wall to the tip of the handle (dimension includes 1 1/2" clearance from wall).

Overall Height: Distance from the floor to the top of shelving.

Aisle: Walkway between ranges.

LFI: The amount of Linear Filing Inches offered in each typical.

System Size: Footprint of the system.

Legal

EML7273G

EML = Mobile Lite

72 = Overall shelving length in inches.

7 = Number of shelves per unit.

3 = Number of double face movable units.

G = Legal media.

X-ray

EML3652X

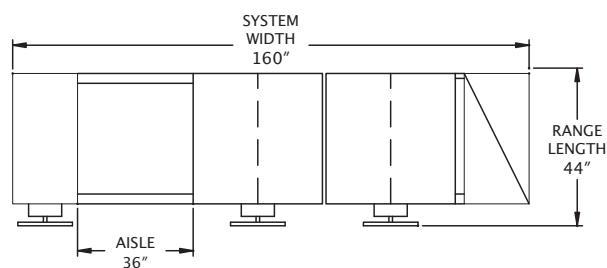
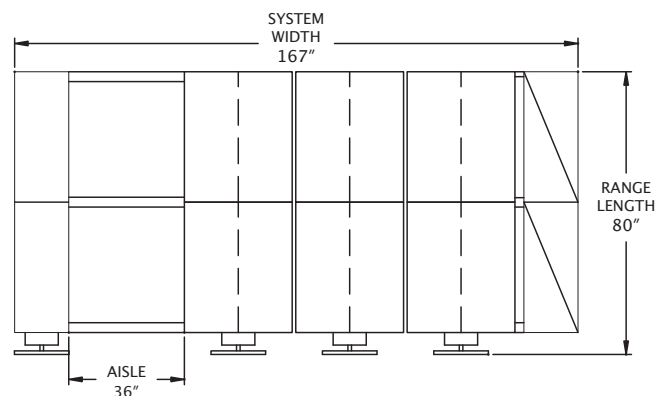
EML = Mobile Lite

36 = Overall shelving length in inches.

5 = Number of shelves per unit.

2 = Number of double face movable units.

X = X-ray media.



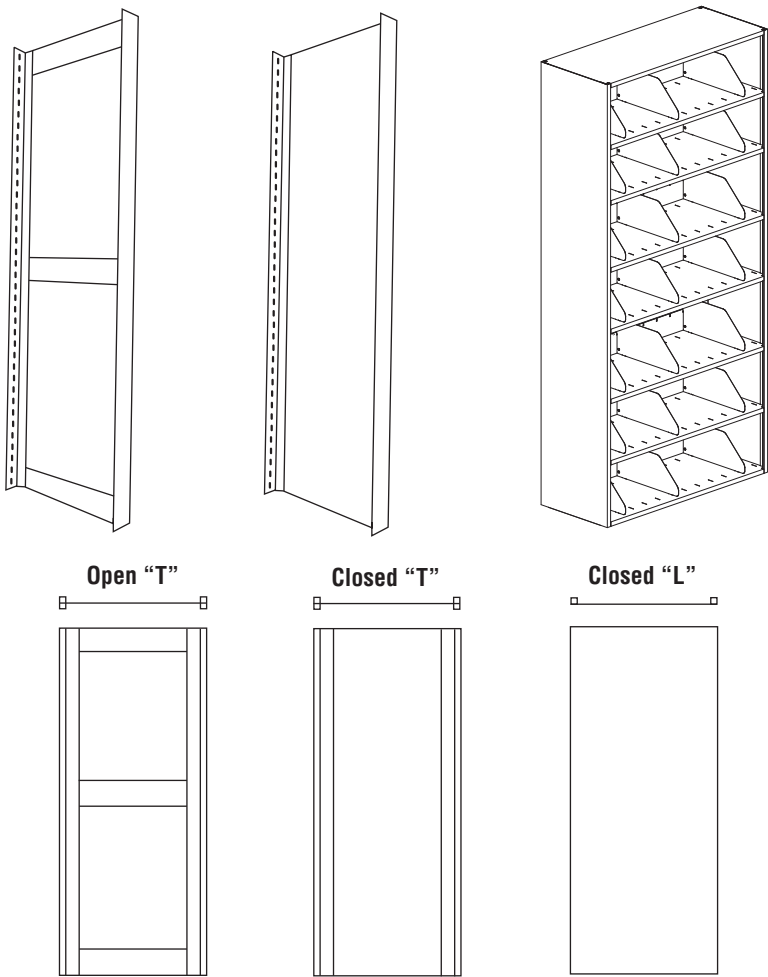
FOUR POST SHELVING



A complete starter section unit includes two uprights, the required number of shelves (24", 30", 36", 42" or 48" wide), center stops or back stops, shelf supports, shelf reinforcements as required, and one canopy top. Shelves are 22 gauge steel. Adder units include the previously mentioned parts with one upright, closed or open. (Note: Shelf supports and reinforcements are standard in Pebble Gray.) 240# capacity per shelf.

Choose from either closed "L" uprights, closed "T" uprights, or open "T" uprights. "T" uprights are normally for internal range support, while closed "L" uprights provide a more finished external appearance.

Dividers are not included, but are required when using standard common stops. Dividers adjust on 1 1/2" increments. Back panels are optional. Units sold open-back as standard.



PRODUCT NUMBERING SYSTEM FOR FOUR POST SHELVING

Product Number Example: **EFL3624686S**

E	Even Dimension Four Post
F	Four Post Shelving
L, T or O	Shelving Type ("L" for Closed L-Upright, "T" for Closed T-Upright, and "O" for Open T-Upright.)
36	Shelving Width in Inches (24, 30, 36, 42 or 48)
24	Shelving Depth in Inches (9, 12, 15, 18, 24, or 30)
86	Upright Height in Inches (43, 65, 76, 86, or 97)
8	Number of Usable Shelves
S	Starter
A	Adder

43" HEIGHT, THREE-TIER COMPLETE ASSEMBLIES (BINDER STORAGE)**Starter Units with Two Closed "L" Uprights**

Model No.	W	D	H	Wt.	List Price
EFL2409433S	24"	9"	43"	40#	\$373
EFL2412433S	24"	12"	43"	48#	\$353
EFL2415433S	24"	15"	43"	55#	\$373
EFL2418433S	24"	18"	43"	66#	\$461
EFL2424433S	24"	24"	43"	80#	\$485
EFL2430433S	24"	30"	43"	99#	\$543
EFL3009433S	30"	9"	43"	44#	\$373
EFL3012433S	30"	12"	43"	53#	\$353
EFL3015433S	30"	15"	43"	62#	\$373
EFL3018433S	30"	18"	43"	73#	\$465
EFL3024433S	30"	24"	43"	89#	\$487
EFL3030433S	30"	30"	43"	109#	\$545
EFL3609433S	36"	9"	43"	51#	\$373
EFL3612433S	36"	12"	43"	59#	\$356
EFL3615433S	36"	15"	43"	68#	\$377
EFL3618433S	36"	18"	43"	81#	\$472
EFL3624433S	36"	24"	43"	99#	\$498
EFL3630433S	36"	30"	43"	120#	\$545
EFL4209433S	42"	9"	43"	63#	\$385
EFL4212433S	42"	12"	43"	72#	\$376
EFL4215433S	42"	15"	43"	83#	\$411
EFL4218433S	42"	18"	43"	94#	\$489
EFL4224433S	42"	24"	43"	113#	\$530
EFL4230433S	42"	30"	43"	136#	\$593
EFL4809433S	48"	9"	43"	70#	\$421
EFL4812433S	48"	12"	43"	81#	\$419
EFL4815433S	48"	15"	43"	91#	\$450
EFL4818433S	48"	18"	43"	104#	\$529
EFL4824433S	48"	24"	43"	123#	\$576
EFL4830433S	48"	30"	43"	148#	\$634

Adder Units with Open "T" Upright

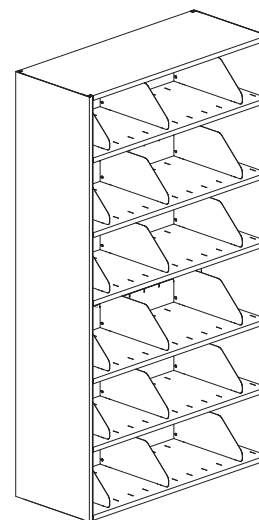
Model No.	W	D	H	Wt.	List Price
EFO2409433A	24"	9"	43"	32#	\$291
EFO2412433A	24"	12"	43"	35#	\$434
EFO2415433A	24"	15"	43"	37#	\$457
EFO2418433A	24"	18"	43"	42#	\$604
EFO2424433A	24"	24"	43"	49#	\$651
EFO2430433A	24"	30"	43"	59#	\$708
EFO3009433A	30"	9"	43"	37#	\$468
EFO3012433A	30"	12"	43"	40#	\$272
EFO3015433A	30"	15"	43"	44#	\$286
EFO3018433A	30"	18"	43"	49#	\$627
EFO3024433A	30"	24"	43"	57#	\$401
EFO3030433A	30"	30"	43"	68#	\$434
EFO3609433A	36"	9"	43"	43#	\$291
EFO3612433A	36"	12"	43"	46#	\$275
EFO3615433A	36"	15"	43"	50#	\$290
EFO3618433A	36"	18"	43"	57#	\$387
EFO3624433A	36"	24"	43"	66#	\$401
EFO3630433A	36"	30"	43"	79#	\$434
EFO4209433A	42"	9"	43"	55#	\$303
EFO4212433A	42"	12"	43"	59#	\$295
EFO4215433A	42"	15"	43"	64#	\$324
EFO4218433A	42"	18"	43"	71#	\$411
EFO4224433A	42"	24"	43"	81#	\$444
EFO4230433A	42"	30"	43"	95#	\$482
EFO4809433A	48"	9"	43"	63#	\$339
EFO4812433A	48"	12"	43"	68#	\$338
EFO4815433A	48"	15"	43"	73#	\$363
EFO4818433A	48"	18"	43"	80#	\$451
EFO4824433A	48"	24"	43"	91#	\$490
EFO4830433A	48"	30"	43"	108#	\$523

With Closed "T" Upright

Model No.	Wt.	List Price
EFT2409433A	32#	\$342
EFT2412433A	37#	\$325
EFT2415433A	42#	\$344
EFT2418433A	50#	\$442
EFT2424433A	60#	\$465
EFT2430433A	74#	\$519
EFT3009433A	36#	\$342
EFT3012433A	42#	\$325
EFT3015433A	49#	\$344
EFT3018433A	57#	\$446
EFT3024433A	69#	\$467
EFT3030433A	84#	\$521
EFT3609433A	43#	\$342
EFT3612433A	48#	\$328
EFT3615433A	55#	\$348
EFT3618433A	64#	\$446
EFT3624433A	77#	\$467
EFT3630433A	95#	\$521
EFT4209433A	55#	\$354
EFT4212433A	62#	\$348
EFT4215433A	69#	\$382
EFT4218433A	78#	\$470
EFT4224433A	92#	\$510
EFT4230433A	111#	\$569
EFT4809433A	62#	\$390
EFT4812433A	70#	\$391
EFT4815433A	78#	\$421
EFT4818433A	88#	\$510
EFT4824433A	103#	\$556
EFT4830433A	123#	\$610

65" HEIGHT, SIX-TIER COMPLETE ASSEMBLIES**Starter Units with Two Closed "L" Uprights**

Model No.	W	D	H	Wt.	List Price
EFL2409656S	24"	9"	65"	67#	\$550
EFL2412656S	24"	12"	65"	79#	\$515
EFL2415656S	24"	15"	65"	91#	\$544
EFL2418656S	24"	18"	65"	109#	\$719
EFL2424656S	24"	24"	65"	133#	\$755
EFL2430656S	24"	30"	65"	165#	\$851
EFL3009656S	30"	9"	65"	75#	\$550
EFL3012656S	30"	12"	65"	88#	\$515
EFL3015656S	30"	15"	65"	103#	\$544
EFL3018656S	30"	18"	65"	120#	\$723
EFL3024656S	30"	24"	65"	148#	\$757
EFL3030656S	30"	30"	65"	182#	\$853
EFL3609656S	36"	9"	65"	87#	\$550
EFL3612656S	36"	12"	65"	87#	\$518
EFL3615656S	36"	15"	65"	114#	\$548
EFL3618656S	36"	18"	65"	134#	\$723
EFL3624656S	36"	24"	65"	163#	\$757
EFL3630656S	36"	30"	65"	201#	\$853
EFL4209656S	42"	9"	65"	110#	\$574
EFL4212656S	42"	12"	65"	125#	\$556
EFL4215656S	42"	15"	65"	142#	\$612
EFL4218656S	42"	18"	65"	159#	\$768
EFL4224656S	42"	24"	65"	192#	\$836
EFL4230656S	42"	30"	65"	232#	\$940
EFL4809656S	48"	9"	65"	124#	\$640
EFL4812656S	48"	12"	65"	140#	\$638
EFL4815656S	48"	15"	65"	157#	\$687
EFL4818656S	48"	18"	65"	178#	\$841
EFL4824656S	48"	24"	65"	211#	\$924
EFL4830656S	48"	30"	65"	254#	\$1020

**Adder Units with Open "T" Upright**

Model No.	W	D	H	Wt.	List Price
EF02409656A	24"	9"	65"	55#	\$468
EF02412656A	24"	12"	65"	60#	\$434
EF02415656A	24"	15"	65"	64#	\$457
EF02418656A	24"	18"	65"	74#	\$604
EF02424656A	24"	24"	65"	86#	\$651
EF02430656A	24"	30"	65"	105#	\$708
EF03009656A	30"	9"	65"	64#	\$468
EF03012656A	30"	12"	65"	69#	\$434
EF03015656A	30"	15"	65"	76#	\$457
EF03018656A	30"	18"	65"	86#	\$627
EF03024656A	30"	24"	65"	101#	\$653
EF03030656A	30"	30"	65"	122#	\$710
EF03609656A	36"	9"	65"	75#	\$468
EF03612656A	36"	12"	65"	80#	\$437
EF03615656A	36"	15"	65"	87#	\$461
EF03618656A	36"	18"	65"	99#	\$627
EF03624656A	36"	24"	65"	116#	\$653
EF03630656A	36"	30"	65"	141#	\$710
EF04209656A	42"	9"	65"	99#	\$492
EF04212656A	42"	12"	65"	101#	\$447
EF04215656A	42"	15"	65"	115#	\$525
EF04218656A	42"	18"	65"	126#	\$672
EF04224656A	42"	24"	65"	145#	\$732
EF04230656A	42"	30"	65"	172#	\$797
EF04809656A	48"	9"	65"	113#	\$558
EF04812656A	48"	12"	65"	121#	\$557
EF04815656A	48"	15"	65"	130#	\$600
EF04818656A	48"	18"	65"	144#	\$745
EF04824656A	48"	24"	65"	164#	\$820
EF04830656A	48"	30"	65"	186#	\$835

With Closed "T" Upright

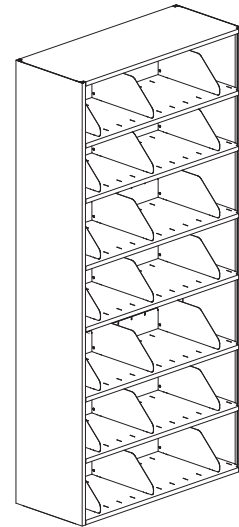
Model No.	Wt.	List Price
EFT2409656A	54#	\$519
EFT2412656A	63#	\$487
EFT2415656A	71#	\$515
EFT2418656A	81#	\$662
EFT2424656A	102#	\$726
EFT2430656A	127#	\$809
EFT3009656A	63#	\$519
EFT3012656A	72#	\$487
EFT3015656A	83#	\$515
EFT3018656A	95#	\$698
EFT3024656A	117#	\$728
EFT3030656A	144#	\$811
EFT3609656A	74#	\$519
EFT3612656A	83#	\$490
EFT3615656A	94#	\$519
EFT3618656A	108#	\$698
EFT3624656A	132#	\$728
EFT3630656A	155#	\$769
EFT4209656A	98#	\$543
EFT4212656A	109#	\$528
EFT4215656A	122#	\$583
EFT4218656A	135#	\$743
EFT4224656A	161#	\$807
EFT4230656A	194#	\$898
EFT4809656A	112#	\$609
EFT4812656A	124#	\$610
EFT4815656A	137#	\$658
EFT4818656A	153#	\$816
EFT4824656A	186#	\$961
EFT4830656A	216#	\$978

9", 12" and 15" are single entry only. 18", 24" and 30" deep are double entry.

DIVIDERS ARE NOT INCLUDED. 3 dividers recommended per shelf. Dividers required for use with common stops. Shelves are 22-gauge.

76" HEIGHT, SEVEN-TIER COMPLETE ASSEMBLIES**Starter Units with Two Closed "L" Uprights**

Model No.	W	D	H	Wt.	List Price
EFL2409767S	24"	9"	76"	77#	\$629
EFL2412767S	24"	12"	76"	92#	\$589
EFL2415767S	24"	15"	76"	104#	\$615
EFL2418767S	24"	18"	76"	112#	\$809
EFL2424767S	24"	24"	76"	153#	\$871
EFL2430767S	24"	30"	76"	191#	\$995
EFL3009767S	30"	9"	76"	86#	\$629
EFL3012767S	30"	12"	76"	102#	\$589
EFL3015767S	30"	15"	76"	118#	\$615
EFL3018767S	30"	18"	76"	126#	\$813
EFL3024767S	30"	24"	76"	171#	\$873
EFL3030767S	30"	30"	76"	210#	\$997
EFL3609767S	36"	9"	76"	100#	\$629
EFL3612767S	36"	12"	76"	115#	\$592
EFL3615767S	36"	15"	76"	131#	\$619
EFL3618767S	36"	18"	76"	141#	\$813
EFL3624767S	36"	24"	76"	188#	\$873
EFL3630767S	36"	30"	76"	232#	\$997
EFL4209767S	42"	9"	76"	127#	\$657
EFL4212767S	42"	12"	76"	145#	\$636
EFL4215767S	42"	15"	76"	163#	\$693
EFL4218767S	42"	18"	76"	172#	\$865
EFL4224767S	42"	24"	76"	222#	\$964
EFL4230767S	42"	30"	76"	267#	\$1097
EFL4809767S	48"	9"	76"	143#	\$733
EFL4812767S	48"	12"	76"	163#	\$731
EFL4815767S	48"	15"	76"	181#	\$780
EFL4818767S	48"	18"	76"	192#	\$949
EFL4824767S	48"	24"	76"	251#	\$1143
EFL4830767S	48"	30"	76"	293#	\$1190

**Adder Units with Open "T" Upright**

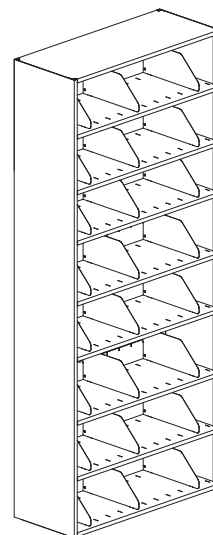
Model No.	W	D	H	Wt.	List Price
EFO2409767A	24"	9"	76"	63#	\$536
EFO2412767A	24"	12"	76"	69#	\$497
EFO2415767A	24"	15"	76"	73#	\$525
EFO2418767A	24"	18"	76"	86#	\$702
EFO2424767A	24"	24"	76"	98#	\$736
EFO2430767A	24"	30"	76"	121#	\$812
EFO3009767A	30"	9"	76"	73#	\$536
EFO3012767A	30"	12"	76"	79#	\$497
EFO3015767A	30"	15"	76"	87#	\$525
EFO3018767A	30"	18"	76"	99#	\$706
EFO3024767A	30"	24"	76"	116#	\$738
EFO3030767A	30"	30"	76"	140#	\$814
EFO3609767A	36"	9"	76"	86#	\$536
EFO3612767A	36"	12"	76"	92#	\$497
EFO3615767A	36"	15"	76"	100#	\$529
EFO3618767A	36"	18"	76"	115#	\$706
EFO3624767A	36"	24"	76"	133#	\$738
EFO3630767A	36"	30"	76"	162#	\$814
EFO4209767A	42"	9"	76"	114#	\$564
EFO4212767A	42"	12"	76"	122#	\$544
EFO4215767A	42"	15"	76"	132#	\$603
EFO4218767A	42"	18"	76"	146#	\$758
EFO4224767A	42"	24"	76"	167#	\$829
EFO4230767A	42"	30"	76"	197#	\$914
EFO4809767A	48"	9"	76"	130#	\$640
EFO4812767A	48"	12"	76"	140#	\$639
EFO4815767A	48"	15"	76"	150#	\$690
EFO4818767A	48"	18"	76"	166#	\$842
EFO4824767A	48"	24"	76"	196#	\$1008
EFO4830767A	48"	30"	76"	223#	\$1007

With Closed "T" Upright

Model No.	Wt.	List Price
EFT2409767A	77#	\$721
EFT2412767A	73#	\$552
EFT2415767A	81#	\$583
EFT2418767A	101#	\$793
EFT2424767A	117#	\$827
EFT2430767A	147#	\$926
EFT3009767A	72#	\$589
EFT3012767A	83#	\$552
EFT3015767A	95#	\$583
EFT3018767A	115#	\$797
EFT3024767A	135#	\$829
EFT3030767A	166#	\$928
EFT3609767A	86#	\$589
EFT3612767A	96#	\$555
EFT3615767A	108#	\$587
EFT3618767A	130#	\$797
EFT3624767A	152#	\$829
EFT3630767A	188#	\$928
EFT4209767A	113#	\$617
EFT4212767A	126#	\$599
EFT4215767A	140#	\$661
EFT4218767A	161#	\$849
EFT4224767A	186#	\$920
EFT4230767A	223#	\$1028
EFT4809767A	129#	\$693
EFT4812767A	144#	\$694
EFT4815767A	158#	\$748
EFT4818767A	181#	\$933
EFT4824767A	215#	\$1099
EFT4830767A	249#	\$1121

86" HEIGHT, EIGHT-TIER COMPLETE ASSEMBLIES**Starter Units with Two Closed "L" Uprights**

Model No.	W	D	H	Wt.	List Price
EFL2409868S	24"	9"	86"	87#	\$694
EFL2412868S	24"	12"	86"	103#	\$649
EFL2415868S	24"	15"	86"	118#	\$688
EFL2418868S	24"	18"	86"	121#	\$939
EFL2424868S	24"	24"	86"	172#	\$981
EFL2430868S	24"	30"	86"	216#	\$1103
EFL3009868S	30"	9"	86"	98#	\$694
EFL3012868S	30"	12"	86"	114#	\$649
EFL3015868S	30"	15"	86"	133#	\$688
EFL3018868S	30"	18"	86"	136#	\$943
EFL3024868S	30"	24"	86"	192#	\$983
EFL3030868S	30"	30"	86"	238#	\$1105
EFL3609868S	36"	9"	86"	113#	\$694
EFL3612868S	36"	12"	86"	129#	\$652
EFL3615868S	36"	15"	86"	148#	\$692
EFL3618868S	36"	18"	86"	154#	\$943
EFL3624868S	36"	24"	86"	211#	\$983
EFL3630868S	36"	30"	86"	262#	\$1105
EFL4209868S	42"	9"	86"	144#	\$726
EFL4212868S	42"	12"	86"	163#	\$702
EFL4215868S	42"	15"	86"	184#	\$776
EFL4218868S	42"	18"	86"	189#	\$1002
EFL4224868S	42"	24"	86"	249#	\$1086
EFL4230868S	42"	30"	86"	302#	\$1218
EFL4809868S	48"	9"	86"	162#	\$812
EFL4812868S	48"	12"	86"	183#	\$810
EFL4815868S	48"	15"	86"	204#	\$875
EFL4818868S	48"	18"	86"	212#	\$1097
EFL4824868S	48"	24"	86"	282#	\$1290
EFL4830868S	48"	30"	86"	332#	\$1324

**Adder Units with Open "T" Upright**

Model No.	W	D	H	Wt.	List Price
EFO2409868A	24"	9"	86"	71#	\$595
EFO2412868A	24"	12"	86"	77#	\$551
EFO2415868A	24"	15"	86"	83#	\$582
EFO2418868A	24"	18"	86"	95#	\$787
EFO2424868A	24"	24"	86"	111#	\$823
EFO2430868A	24"	30"	86"	136#	\$899
EFO3009868A	30"	9"	86"	81#	\$595
EFO3012868A	30"	12"	86"	88#	\$551
EFO3015868A	30"	15"	86"	98#	\$582
EFO3018868A	30"	18"	86"	111#	\$791
EFO3024868A	30"	24"	86"	108#	\$825
EFO3030868A	30"	30"	86"	158#	\$901
EFO3609868A	36"	9"	86"	96#	\$595
EFO3612868A	36"	12"	86"	103#	\$554
EFO3615868A	36"	15"	86"	113#	\$586
EFO3618868A	36"	18"	86"	128#	\$791
EFO3624868A	36"	24"	86"	150#	\$825
EFO3630868A	36"	30"	86"	182#	\$901
EFO4209868A	42"	9"	86"	128#	\$627
EFO4212868A	42"	12"	86"	137#	\$604
EFO4215868A	42"	15"	86"	149#	\$670
EFO4218868A	42"	18"	86"	164#	\$850
EFO4224868A	42"	24"	86"	188#	\$928
EFO4230868A	42"	30"	86"	222#	\$1014
EFO4809868A	48"	9"	86"	146#	\$713
EFO4812868A	48"	12"	86"	157#	\$712
EFO4815868A	48"	15"	86"	169#	\$769
EFO4818868A	48"	18"	86"	186#	\$945
EFO4824868A	48"	24"	86"	221#	\$1132
EFO4830868A	48"	30"	86"	252#	\$1120

With Closed "T" Upright

Model No.	Wt.	List Price
EFT2409868A	71#	\$651
EFT2412868A	82#	\$619
EFT2415868A	92#	\$652
EFT2418868A	110#	\$880
EFT2424868A	132#	\$923
EFT2430868A	166#	\$1030
EFT3009868A	82#	\$651
EFT3012868A	93#	\$619
EFT3015868A	127#	\$806
EFT3018868A	152#	\$884
EFT3024868A	152#	\$925
EFT3030868A	188#	\$1032
EFT3609868A	97#	\$651
EFT3612868A	108#	\$622
EFT3615868A	122#	\$656
EFT3618868A	143#	\$884
EFT3624868A	171#	\$925
EFT3630868A	212#	\$1032
EFT4209868A	128#	\$683
EFT4212868A	128#	\$683
EFT4215868A	158#	\$740
EFT4218868A	178#	\$943
EFT4224868A	209#	\$1028
EFT4230868A	252#	\$1145
EFT4809868A	146#	\$769
EFT4812868A	162#	\$780
EFT4815868A	178#	\$839
EFT4818868A	201#	\$1038
EFT4824868A	242#	\$1232
EFT4830868A	282#	\$1251

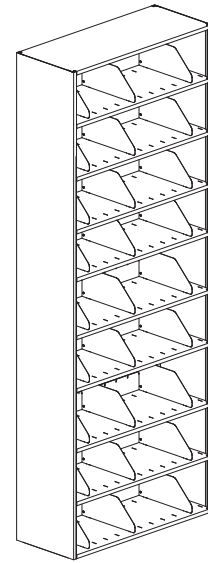
9", 12" and 15" are single entry only. 18", 24" and 30" deep are double entry.

DIVIDERS ARE NOT INCLUDED. 3 dividers recommended per shelf. Dividers required for use with common stops. Shelves are 22-gauge.

97" HEIGHT, NINE-TIER COMPLETE ASSEMBLIES

Starter Units with Two Closed "L" Uprights

Model No.	W	D	H	Wt.	List Price
EFL2409979S	24"	9"	97"	91#	\$718
EFL2412979S	24"	12"	97"	116#	\$727
EFL2415979S	24"	15"	97"	133#	\$761
EFL2418979S	24"	18"	97"	142#	\$1039
EFL2424979S	24"	24"	97"	190#	\$1093
EFL2430979S	24"	30"	97"	241#	\$1157
EFL3009979S	30"	9"	97"	111#	\$777
EFL3012979S	30"	12"	97"	128#	\$727
EFL3015979S	30"	15"	97"	150#	\$761
EFL3018979S	30"	18"	97"	159#	\$1043
EFL3024979S	30"	24"	97"	214#	\$1095
EFL3030979S	30"	30"	97"	263#	\$1213
EFL3609979S	36"	9"	97"	126#	\$777
EFL3612979S	36"	12"	97"	142#	\$730
EFL3615979S	36"	15"	97"	169#	\$765
EFL3618979S	36"	18"	97"	178#	\$1043
EFL3624979S	36"	24"	97"	236#	\$1095
EFL3630979S	36"	30"	97"	293#	\$1213
EFL4209979S	42"	9"	97"	161#	\$813
EFL4212979S	42"	12"	97"	183#	\$786
EFL4215979S	42"	15"	97"	207#	\$859
EFL4218979S	42"	18"	97"	218#	\$1109
EFL4224979S	42"	24"	97"	279#	\$1210
EFL4230979S	42"	30"	97"	338#	\$1339
EFL4809979S	48"	9"	97"	181#	\$909
EFL4812979S	48"	12"	97"	205#	\$907
EFL4815979S	48"	15"	97"	230#	\$970
EFL4818979S	48"	18"	97"	243#	\$1215
EFL4824979S	48"	24"	97"	315#	\$1439
EFL4830979S	48"	30"	97"	370#	\$1458



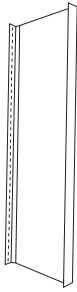
Adder Units with Open "T" Upright

Model No.	W	D	H	Wt.	List Price
EFO2409979A	24"	9"	97"	80#	\$654
EFO2412979A	24"	12"	97"	86#	\$605
EFO2415979A	24"	15"	97"	92#	\$639
EFO2418979A	24"	18"	97"	107#	\$867
EFO2424979A	24"	24"	97"	121#	\$907
EFO2430979A	24"	30"	97"	150#	\$991
EFO3009979A	30"	9"	97"	92#	\$654
EFO3012979A	30"	12"	97"	98#	\$605
EFO3015979A	30"	15"	97"	109#	\$639
EFO3018979A	30"	18"	97"	124#	\$871
EFO3024979A	30"	24"	97"	143#	\$909
EFO3030979A	30"	30"	97"	175#	\$993
EFO3609979A	36"	9"	97"	109#	\$654
EFO3612979A	36"	12"	97"	115#	\$608
EFO3615979A	36"	15"	97"	126#	\$643
EFO3618979A	36"	18"	97"	143#	\$871
EFO3624979A	36"	24"	97"	165#	\$909
EFO3630979A	36"	30"	97"	202#	\$993
EFO4209979A	42"	9"	97"	144#	\$690
EFO4212979A	42"	12"	97"	153#	\$664
EFO4215979A	42"	15"	97"	166#	\$737
EFO4218979A	42"	18"	97"	183#	\$937
EFO4224979A	42"	24"	97"	208#	\$1024
EFO4230979A	42"	30"	97"	247#	\$1119
EFO4809979A	48"	9"	97"	164#	\$786
EFO4812979A	48"	12"	97"	175#	\$785
EFO4815979A	48"	15"	97"	189#	\$848
EFO4818979A	48"	18"	97"	208#	\$1043
EFO4824979A	48"	24"	97"	244#	\$1253
EFO4830979A	48"	30"	97"	279#	\$1238

With Closed "T" Upright

Model No.	Wt.	List Price
EFT2409979A	77#	\$721
EFT2412979A	92#	\$685
EFT2415979A	103#	\$721
EFT2418979A	115#	\$972
EFT2424979A	147#	\$1020
EFT2430979A	129#	\$895
EFT3009979A	91#	\$721
EFT3012979A	104#	\$685
EFT3015979A	120#	\$721
EFT3018979A	132#	\$976
EFT3024979A	169#	\$1022
EFT3030979A	210#	\$1136
EFT3609979A	108#	\$721
EFT3612979A	121#	\$688
EFT3615979A	137#	\$725
EFT3618979A	151#	\$976
EFT3624979A	191#	\$1022
EFT3630979A	237#	\$1136
EFT4209979A	143#	\$757
EFT4212979A	159#	\$744
EFT4215979A	177#	\$819
EFT4218979A	191#	\$1042
EFT4224979A	234#	\$1137
EFT4230979A	282#	\$1262
EFT4809979A	163#	\$853
EFT4812979A	181#	\$865
EFT4815979A	200#	\$930
EFT4818979A	216#	\$1148
EFT4824979A	270#	\$1366
EFT4830979A	314#	\$1381

COMPONENTS



Closed "L"-Uprights

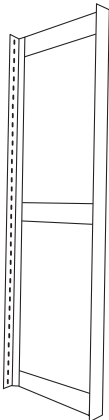
Model No.	D	Wt.	List Price	Model No.	D	Wt.	List Price
43" Height				86" Height			
EF0943L	9"	8#	\$73	EF0986L	9"	16#	\$86
EF1243L	12"	11#	\$73	EF1286L	12"	21#	\$86
EF1543L	15"	13#	\$77	EF1586L	15"	26#	\$92
EF1843L	18"	16#	\$82	EF1886L	18"	33#	\$121
EF2443L	24"	20#	\$86	EF2486L	24"	40#	\$124
EF3043L	30"	25#	\$100	EF3086L	30"	50#	\$150
65" Height				97" Height			
EF0965L	9"	12#	\$73	EF0997L	9"	18#	\$98
EF1265L	12"	16#	\$73	EF1297L	12"	24#	\$98
EF1565L	15"	20#	\$77	EF1597L	15"	30#	\$100
EF1865L	18"	24#	\$91	EF1897L	18"	35#	\$131
EF2465L	24"	31#	\$95	EF2497L	24"	45#	\$138
EF3065L	30"	38#	\$116	EF3097L	30"	56#	\$158
76" Height							
EF0976L	9"	14#	\$83				
EF1276L	12"	19#	\$83				
EF1576L	15"	23#	\$84				
EF1876L	18"	29#	\$96				
EF2476L	24"	36#	\$111				
EF3076L	30"	44#	\$142				

Closed "T"-Uprights

Model No.	D	Wt.	List Price	Model No.	D	Wt.	List Price
43" Height				86" Height			
EF0943T	9"	8#	\$115	EF0986T	9"	16#	\$129
EF1243T	12"	11#	\$118	EF1286T	12"	21#	\$142
EF1543T	15"	13#	\$125	EF1586T	15"	26#	\$148
EF1843T	18"	16#	\$145	EF1886T	18"	31#	\$183
EF2443T	24"	20#	\$152	EF2486T	24"	40#	\$190
EF3043T	30"	25#	\$176	EF3086T	30"	50#	\$227
65" Height				97" Height			
EF0965T	9"	12#	\$115	EF0997T	9"	18#	\$140
EF1265T	12"	16#	\$118	EF1297T	12"	24#	\$154
EF1565T	15"	20#	\$125	EF1597T	15"	30#	\$160
EF1865T	18"	25#	\$157	EF1897T	18"	37#	\$195
EF2465T	24"	31#	\$161	EF2497T	24"	45#	\$203
EF3065T	30"	38#	\$190	EF3097T	30"	56#	\$239
76" Height							
EF0976T	9"	14#	\$126				
EF1276T	12"	19#	\$129				
EF1576T	15"	23#	\$136				
EF1876T	18"	31#	\$176				
EF2476T	24"	36#	\$178				
EF3076T	30"	44#	\$215				

Open Uprights (OP)

Model No.	D	Wt.	List Price	Model No.	D	Wt.	List Price
43" Height				86" Height			
EF0943OP	9"	8 1/2#	\$64	EF0986OP	9"	16#	\$73
EF1243OP	12"	8 3/4#	\$65	EF1286OP	12"	16 1/2#	\$74
EF1543OP	15"	9#	\$67	EF1586OP	15"	17#	\$78
EF1843OP	18"	9 1/4#	\$86	EF1886OP	18"	17 1/2#	\$90
EF2443OP	24"	9 1/2#	\$86	EF2486OP	24"	19#	\$90
EF3043OP	30"	9 3/4#	\$89	EF3086OP	30"	20#	\$96
65" Height				97" Height			
EF0965OP	9"	13#	\$64	EF0997OP	9"	16#	\$73
EF1265OP	12"	13 1/4#	\$65	EF1297OP	12"	16 1/2#	\$74
EF1565OP	15"	13 1/2#	\$67	EF1597OP	15"	17#	\$78
EF1865OP	18"	13 3/4#	\$86	EF1897OP	18"	17 1/2#	\$90
EF2465OP	24"	15#	\$86	EF2497OP	24"	19#	\$90
EF3065OP	30"	16#	\$89	EF3097OP	30"	20#	\$96
76" Height							
EF0976OP	9"	15#	\$73				
EF1276OP	12"	15 1/4#	\$74				
EF1576OP	15"	15 1/2#	\$78				
EF1876OP	18"	16#	\$85				
EF2476OP	24"	17#	\$87				
EF3076OP	30"	18#	\$101				



Casegoods

Modular
Desking

Conference &
Training Tables

Hospitality/
Breakroom

Seating

Folding/
Stacking

Ergonomic
Desks

High Density
Storage/Filing

Mailroom
Furniture

IT Furniture

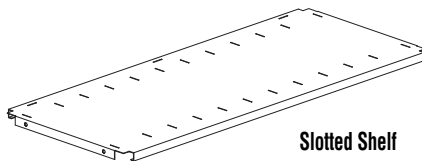
Small Office
& Home Office

Drafting
Furniture

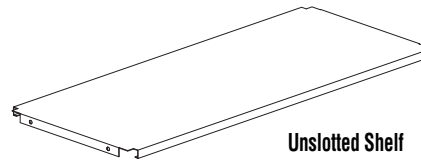
COMPONENTS**Slotted Shelves (SLF) – 22-Gauge**

Model No.	D	Wt.	List Price
24" Width			
EF2409S	9"	2 1/2#	\$28
EF2412S	12"	3 1/4#	\$23
EF2415S	15"	3 3/4#	\$26
EF2418S	18"	4 1/2#	\$42
EF2424S	24"	5 3/4#	\$42
EF2430S	30"	7#	\$47
30" Width			
EF3009S	9"	3#	\$28
EF3012S	12"	3 3/4#	\$23
EF3015S	15"	4 3/4#	\$26
EF3018S	18"	5 1/2#	\$42
EF3024S	24"	7 1/4#	\$42
EF3030S	30"	8 3/4#	\$47
36" Width			
EF3609S	9"	3 3/4#	\$28
EF3612S	12"	4 1/2#	\$23
EF3615S	15"	5 1/2#	\$26
EF3618S	18"	6 1/2#	\$42
EF3624S	24"	8 1/2#	\$42
EF3630S	30"	10 1/2#	\$47
42" Width			
EF4209S	9"	4 1/4#	\$31
EF4212S	12"	5 1/4#	\$28
EF4215S	15"	6 1/2#	\$35
EF4218S	18"	7 1/2#	\$48
EF4224S	24"	9 3/4#	\$53
EF4230S	30"	12#	\$59
48" Width			
EF4809S	9"	4 3/4#	\$35
EF4812S	12"	6#	\$35
EF4815S	15"	7 1/4#	\$41
EF4818S	18"	8 1/2#	\$53
EF4824S	24"	11#	\$61
EF4830S	30"	13 3/4#	\$66

Note: Order two supports per shelf. Shelves are slotted to accept dividers on 3" centers/increments.

**Slotted Shelf****Unslotted Shelves, or Canopy Top (SU) – 22-Gauge**

Model No.	D	Wt.	List Price
24" Width			
EF2409U	9"	2 1/2#	\$28
EF2412U	12"	3 1/4#	\$23
EF2415U	15"	3 3/4#	\$26
EF2418U	18"	4 1/2#	\$35
EF2424U	24"	5 3/4#	\$39
EF2430U	30"	7#	\$45
30" Width			
EF3009U	9"	3#	\$28
EF3012U	12"	3 3/4#	\$23
EF3015U	15"	4 3/4#	\$26
EF3018U	18"	5 1/2#	\$39
EF3024U	24"	7 1/4#	\$41
EF3030U	30"	8 3/4#	\$47
36" Width			
EF3609U	9"	3 3/4#	\$28
EF3612U	12"	4 1/2#	\$26
EF3615U	15"	5 1/2#	\$30
EF3618U	18"	6 1/2#	\$39
EF3624U	24"	8 1/2#	\$41
EF3630U	30"	10 1/2#	\$47
42" Width			
EF4209U	9"	4 1/4#	\$28
EF4212U	12"	5 1/4#	\$28
EF4215U	15"	6 1/2#	\$34
EF4218U	18"	7 1/2#	\$42
EF4224U	24"	9 3/4#	\$48
EF4230U	30"	12#	\$56
48" Width			
EF4809U	9"	4 3/4#	\$34
EF4812U	12"	6#	\$32
EF4815U	15"	7 1/4#	\$37
EF4818U	18"	8 1/2#	\$49
EF4824U	24"	11#	\$52
EF4830U	30"	13 3/4#	\$58

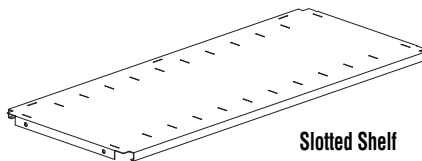
**Unslotted Shelf**

COMPONENTS

Slotted Shelves (SLS) – 18-Gauge

Model No.	D	Wt.	List Price
24" Width			
EF2409S18GA	9"	4#	\$44
EF2412S18GA	12"	5#	\$50
EF2415S18GA	15"	5 3/4#	\$51
EF2418S18GA	18"	7#	\$52
EF2424S18GA	24"	9 1/4#	\$104
EF2430S18GA	30"	11 1/2#	\$107
30" Width			
EF3009S18GA	9"	4 3/4#	\$45
EF3012S18GA	12"	6#	\$51
EF3015S18GA	15"	7 1/2#	\$52
EF3018S18GA	18"	8 3/4#	\$53
EF3024S18GA	24"	11 1/4#	\$107
EF3030S18GA	30"	14#	\$109
36" Width			
EF3609S18GA	9"	5 3/4#	\$45
EF3612S18GA	12"	7 1/4#	\$51
EF3615S18GA	15"	8 3/4#	\$52
EF3618S18GA	18"	10 1/4#	\$56
EF3624S18GA	24"	13 1/2#	\$107
EF3630S18GA	30"	16 1/2#	\$109
42" Width			
EF4209S18GA	9"	6 1/2#	\$52
EF4212S18GA	12"	8 1/2#	\$54
EF4215S18GA	15"	10 1/4#	\$56
EF4218S18GA	18"	12#	\$58
EF4224S18GA	24"	15 1/2#	\$110
EF4230S18GA	30"	19 1/4#	\$111
48" Width			
EF4809S18GA	9"	7 1/2#	\$54
EF4812S18GA	12"	9 1/2#	\$56
EF4815S18GA	15"	11 1/2#	\$57
EF4818S18GA	18"	13 3/4#	\$59
EF4824S18GA	24"	17 3/4#	\$112
EF4830S18GA	30"	21 3/4#	\$114

Note: Order two supports per shelf. Shelves are slotted to accept dividers on 3" centers/increments.

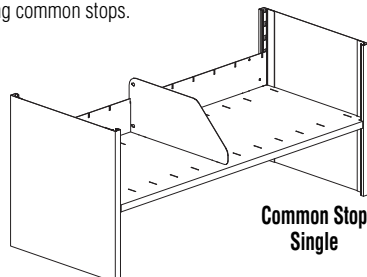


Slotted Shelf

Common Stops (CS)

Model No.	W	H	Wt.	List Price
EF24CS	24"	3 1/2"	1 1/4#	\$9
EF30CS	30"	3 1/2"	1 1/2#	\$9
EF36CS	36"	3 1/2"	1 1/2#	\$9
EF42CS	42"	3 1/2"	1 3/4#	\$10
EF48CS	48"	3 1/2"	2#	\$10

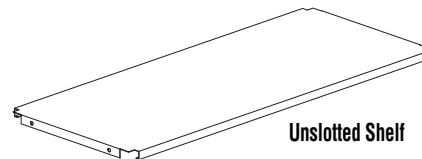
Note: Dividers are required when using common stops.



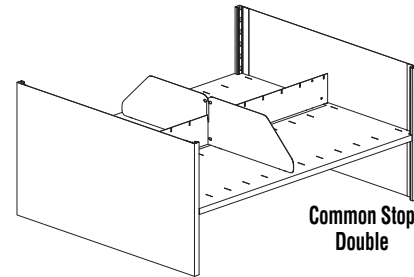
Common Stop
Single

Unslotted Shelves, or Canopy Top (SU) – 18-Gauge

Model No.	D	Wt.	List Price
24" Width			
EF2409U18GA	9"	4#	\$41
EF2412U18GA	12"	5#	\$45
EF2415U18GA	15"	5 3/4#	\$47
EF2418U18GA	18"	7#	\$49
EF2424U18GA	24"	9 1/4#	\$82
EF2430U18GA	30"	11 1/2#	\$45
EF2436U18GA	36"	13 1/4#	\$98
30" Width			
EF3009U18GA	9"	4 3/4#	\$43
EF3012U18GA	12"	6#	\$48
EF3015U18GA	15"	7 1/2#	\$26
EF3018U18GA	18"	8 3/4#	\$52
EF3024U18GA	24"	11 1/4#	\$41
EF3030U18GA	30"	14#	\$107
EF3036U18GA	36"	16 1/2#	\$109
36" Width			
EF3609U18GA	9"	5 3/4#	\$43
EF3612U18GA	12"	7 1/4#	\$51
EF3615U18GA	15"	8 3/4#	\$52
EF3618U18GA	18"	10 1/4#	\$56
EF3624U18GA	24"	13 1/2#	\$107
EF3630U18GA	30"	16 1/2#	\$109
EF3636U18GA	36"	19 1/2#	\$111
42" Width			
EF4209U18GA	9"	6 1/2#	\$48
EF4212U18GA	12"	8 1/2#	\$53
EF4215U18GA	15"	10 1/4#	\$54
EF4218U18GA	18"	12#	\$56
EF4224U18GA	24"	15 1/2#	\$108
EF4230U18GA	30"	19 1/4#	\$109
EF4236U18GA	36"	22 3/4#	\$111
48" Width			
EF4809U18GA	9"	7 1/2#	\$50
EF4812U18GA	12"	9 1/2#	\$56
EF4815U18GA	15"	11 1/2#	\$57
EF4818U18GA	18"	13 3/4#	\$54
EF4824U18GA	24"	17 3/4#	\$110
EF4830U18GA	30"	21 3/4#	\$109
EF4836U18GA	36"	26#	\$111

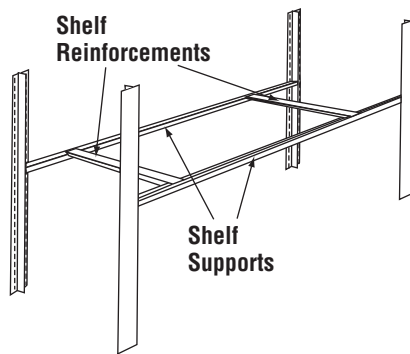


Unslotted Shelf



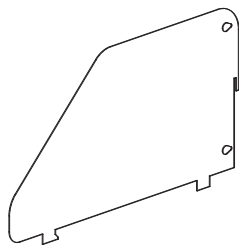
Common Stop
Double

COMPONENTS



	24"	30"	36"	42"	48"
24"	1	1	1	1	2
30"	1	1	1	1	2
36"	2	2	2	2	2

Number of Shelf Reinforcements
required per loaded shelf.



Shelf Supports (SS)

Model No.	W	H	Wt.	List Price
EF2414SS	24"	3/4"	1 1/5#	\$11
EF2414SSPT	24"	3/4"	1 1/5#	\$17
EF2411SS	24"	3/4"	1 4/5#	\$11
EF2411SSPT	24"	3/4"	1 1/5#	\$17
EF3014SS	30"	3/4"	1 4/5#	\$11
EF3014SSPT	30"	3/4"	1 2/5#	\$17
EF3011SS	30"	3/4"	2 1/4#	\$11
EF3011SSPT	30"	3/4"	2 1/4#	\$17
EF3614SS	36"	3/4"	1 2/3#	\$11
EF3614SSPT	36"	3/4"	1 2/3#	\$17
EF3611SS	36"	3/4"	2 5/7#	\$11
EF3611SSPT	36"	3/4"	2 5/7#	\$17
EF4211SS	42"	3/4"	3 1/5#	\$11
EF4211SSPT	42"	3/4"	3 1/5#	\$17
EF4811SS	48"	3/4"	3 2/3#	\$14
EF4811SSPT	48"	3/4"	3 2/3#	\$17

Note: Shelf supports are not interchangeable with bottom shelf supports. Pebble Gray only.

Shelf Support Bottom (SSB)

EF2414SSB	24"	3/4"	1 3/4#	\$11
EF2411SSB	24"	3/4"	3 2/3#	\$16
EF3014SSB	30"	3/4"	1 2/5#	\$11
EF3011SSB	30"	3/4"	2 1/4#	\$16
EF3614SSB	36"	3/4"	1 3/4#	\$11
EF3611SSB	36"	3/4"	2 5/7#	\$16
EF4214SSB	42"	3/4"	1 3/4#	\$11
EF4211SSB	42"	3/4"	3 1/4#	\$16
EF4814SSB	48"	3/4"	2 1/4#	\$11
EF4811SSB	48"	3/4"	3 2/3#	\$16

Note: Bottom shelf must be supported by bottom shelf supports when mounted on a mobile carriage. Graphite only.

Shelf Reinforcements (SR) – Pebble Gray only.

Model No.	W	H	Wt.	List Price
F18SR	18"	3/4"	3/4#	\$7
F24SR	24"	3/4"	1#	\$11
F30SR	30"	3/4"	1 1/4#	\$7

Note: Pebble Gray only.

Adjustable File Dividers (DV)

Standard Pack of 6:

Model No.	W	H	Wt.	List Price
F09DV6	9"	6"	3#	\$52
❖ F12DV6	12"	6"	3 1/2#	\$34
F15DV6	15"	6"	4 1/2#	\$39

Shelf Reinforcements (SRA) – Indicate color to match system.

Model No.	W	H	Wt.	List Price
F18SRA	18"	3/4"	3/4#	\$8
F24SRA	24"	3/4"	1#	\$13
F30SRA	30"	3/4"	1 1/4#	\$13

Standard Pack of 24:

Model No.	W	H	Wt.	List Price
F09DV24	9"	6"	12 1/2#	\$204
F12DV24	12"	6"	13 1/2#	\$136
F15DV24	15"	6"	17 1/2#	\$155

Pullout Reference Shelves (RS)

Model No.	W	D	Wt.	List Price
EF24RS	24"	12"	14 1/2#	\$204
EF30RS	30"	12"	17 1/4#	\$217
EF36RS	36"	12"	20#	\$230
EF42RS	42"	12"	22#	\$242
EF48RS	48"	12"	25 3/4#	\$254

Note: Reference shelves cannot be used in conjunction with either the Security Shade or Kick Plates.

Base Kick Plates (KP)

To be used with standard shelf supports on bottom shelf.

Model No.	W	D	Wt.	List Price
EF2402KP	24"	2"	1 1/8#	\$16
EF2406KP	24"	6"	2 3/4#	\$30
EF3002KP	30"	2"	1 1/4#	\$19
EF3006KP	30"	6"	3 1/4#	\$34
EF3602KP	36"	2"	2#	\$19
EF3606KP	36"	6"	4#	\$34
EF4202KP	42"	2"	2 1/4#	\$25
EF4206KP	42"	6"	4 3/4#	\$36
EF4802KP	48"	2"	2 1/2#	\$26
EF4806KP	48"	6"	5 1/2#	\$41

Note: Kick Plates cannot be used in conjunction with Reference Shelves.

WIRE SHELVING

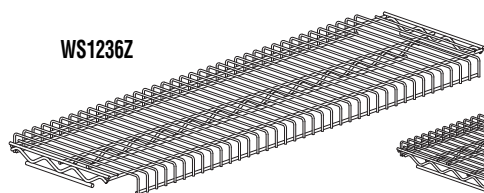
New zinc-plated shelving NSF-listed for dry storage only.

Wire Shelves

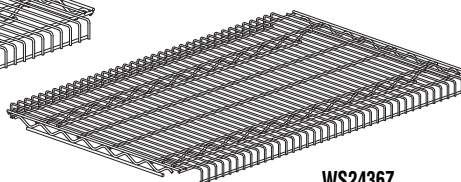
Model No.	W	Wt.	List Price
12" Depth			
WS1224Z	24"	5#	\$108
WS1236Z	36"	7#	\$119
WS1242Z	42"	8#	\$141
WS1248Z	48"	10#	\$148
15" Depth			
WS1530Z	30"	7#	\$108
WS1536Z	36"	8#	\$119
WS1542Z	42"	9#	\$141
WS1548Z	48"	10#	\$148
18" Depth			
WS1830Z	30"	8#	\$117
WS1836Z	36"	9#	\$128
WS1842Z	42"	11#	\$145
WS1848Z	48"	12#	\$154
24" Depth			
WS2430Z	30"	11#	\$145
WS2436Z	36"	13#	\$148
WS2442Z	42"	15#	\$178
WS2448Z	48"	16#	\$185
30" Depth			
WS3030Z	30"	14#	\$170
WS3036Z	36"	17#	\$178
WS3042Z	42"	19#	\$203
WS3048Z	48"	20#	\$220
36" Depth			
WS3636Z	36"	18#	\$212
WS3642Z	42"	22#	\$232
WS3648Z	48"	24#	\$243

Optional Center Stop Assemblies

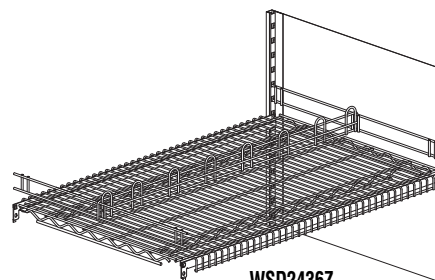
Model No.	W	Wt.	List Price
12" Depth			
WSD1224Z	24"	2#	\$133
WSD1236Z	36"	2#	\$145
WSD1242Z	42"	2#	\$157
WSD1248Z	48"	2 1/8#	\$190
15" Depth			
WSD1530Z	30"	2 1/8#	\$187
WSD1536Z	36"	2 1/8#	\$236
WSD1542Z	42"	2 1/4#	\$247
WSD1548Z	48"	2 1/4#	\$260
18" Depth			
WSD1830Z	30"	2 1/4#	\$196
WSD1836Z	36"	2 1/4#	\$245
WSD1842Z	42"	2 3/8#	\$252
WSD1848Z	48"	2 3/8#	\$269
24" Depth			
WSD2430Z	30"	2 3/8#	\$216
WSD2436Z	36"	2 3/8#	\$264
WSD2442Z	42"	2 1/2#	\$274
WSD2448Z	48"	2 1/2#	\$285
30" Depth			
WSD3030Z	30"	2 1/2#	\$170
WSD3036Z	36"	2 1/2#	\$283
WSD3042Z	42"	2 1/2#	\$295
WSD3048Z	48"	2 1/2#	\$220
36" Depth			
WSD3636Z	36"	2 1/2#	\$344
WSD3642Z	42"	2 3/4#	\$358
WSD3648Z	48"	2 3/4#	\$369



WS1236Z



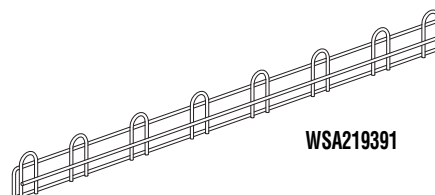
WS2436Z



WSD2436Z

Additional Side-to-Side Partitions for Optional Center Stop Assemblies

Model No.	W	Wt.	List Price
WSA219390	30"	1 7/8#	\$86
WSA219391	36"	1 7/8#	\$133
WSA219392	42"	2#	\$145
WSA219393	48"	2#	\$154



WSA219391

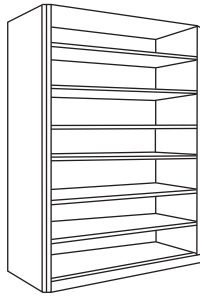
Shelf Supports for Wire Shelving – Painted Steel

Model No.	W	Wt.	List Price
EF2414WSSS	24"	1 1/4#	\$20
EF3014WSSS	30"	1 3/8#	\$20
EF3614WSSS	36"	1 3/4#	\$20
EF4211WSSS	42"	3 1/4#	\$20
EF4811WSSS	48"	3 5/8#	\$20

Shelf Bottom Supports for Wire Shelving – Painted Steel

Model No.	W	Wt.	List Price
EF24WSB	24"	2 1/4#	\$26
EF30WSB	30"	2 3/4#	\$26
EF36WSB	36"	3 3/8#	\$27
EF42WSB	42"	4#	\$31
EF48WSB	48"	4 5/8#	\$31

SECURITY COMPONENTS

**Back Security Panels (BP)**

Used to enclose the back of a single faced unit.

Model No.	W	H	Wt.	List Price
EF2443BP	24"	43"	11#	\$197
EF3043BP	30"	43"	13 3/4#	\$200
EF3643BP	36"	43"	16 1/4#	\$201
EF4243BP	42"	43"	19#	\$203
EF4843BP	48"	43"	21 3/4#	\$212
EF2465BP	24"	65"	16 1/2#	\$220
EF3065BP	30"	65"	20 1/2#	\$222
EF3665BP	36"	65"	24 3/4#	\$222
EF4265BP	42"	65"	29#	\$228
EF4865BP	48"	65"	33#	\$230
EF2476BP	24"	76"	19 1/4#	\$226
EF3076BP	30"	76"	24#	\$228
EF3676BP	36"	76"	28 3/4#	\$228
EF4276BP	42"	76"	33 1/2#	\$233
EF4876BP	48"	76"	38 1/4#	\$250
EF2486BP	24"	86"	21 3/4#	\$226
EF3086BP	30"	86"	27 1/4#	\$236
EF3686BP	36"	86"	38 1/2#	\$236
EF4286BP	42"	86"	38#	\$257
EF4886BP	48"	86"	43 1/2#	\$278
EF2497BP	24"	97"	24 1/4#	\$274
EF3097BP	30"	97"	30 1/2#	\$278
EF3697BP	36"	97"	36 1/2#	\$278
EF4297BP	42"	97"	42 3/4#	\$316
EF4897BP	48"	97"	48 3/4#	\$327

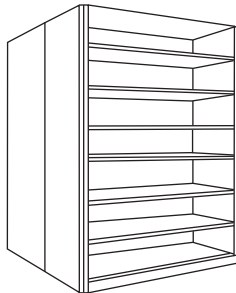

Note: Back security panels are designed as one full piece with no visible hardware. All panels ship in a crate. No additional upcharge for crating.

Center Panels (CP)

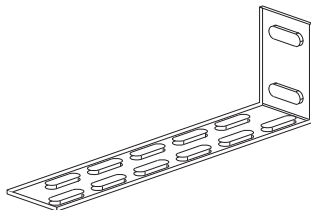
Used to close the center of back-to-back single faced units. Cannot be used with Four-Post double-faced shelving.

EF2443CP	24"	43"	11#	\$200
EF3043CP	30"	43"	13 3/4#	\$205
EF3643CP	36"	43"	16 1/4#	\$205
EF4243CP	42"	43"	19#	\$211
EF4843CP	48"	43"	21 3/4#	\$213
EF2465CP	24"	65"	16 1/2#	\$217
EF3065CP	30"	65"	20 1/2#	\$222
EF3665CP	36"	65"	24 3/4#	\$222
EF4265CP	42"	65"	29#	\$228
EF4865CP	48"	65"	33#	\$230
EF2476CP	24"	76"	19 1/4#	\$222
EF3076CP	30"	76"	24#	\$228
EF3676CP	36"	76"	28 3/4#	\$228
EF4276CP	42"	76"	33 1/2#	\$233
EF4876CP	48"	76"	38 1/2#	\$250
EF2486CP	24"	86"	21 1/4#	\$230
EF3086CP	30"	86"	27 1/4#	\$236
EF3686CP	36"	86"	32 1/2#	\$236
EF4286CP	42"	86"	38#	\$257
EF4886CP	48"	86"	43 1/2#	\$278
EF2497CP	24"	97"	24 1/4#	\$251
EF3097CP	30"	97"	30 1/2#	\$278
EF3697CP	36"	97"	36 1/2#	\$278
EF4297CP	42"	97"	42 3/4#	\$316
EF4897CP	48"	97"	48 3/4#	\$327

Note: Center panels are designed as one full piece with no visible hardware. All panels ship in a crate. No additional upcharge for crating.

**Card Holders (CH) – Standard Pack of 5:**

Model No.	W	D	Wt.	List Price
A35CH5	5"	3"	2 1/2#	\$120

**Wall Mounting Kit (WMK)**

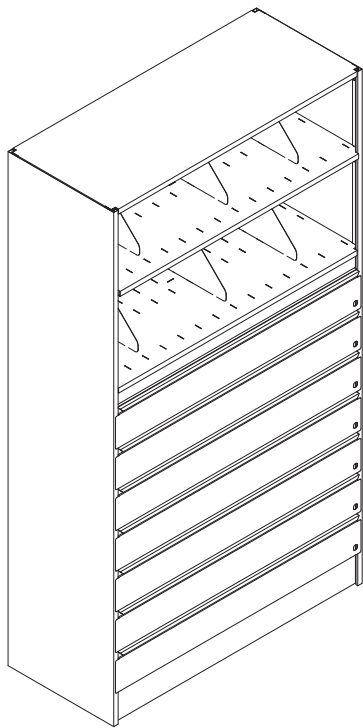
Used to secure shelving to wall. Two brackets sold as pair. Anchoring hardware not included; to be purchased by installer.

Model No.	Wt.	List Price
AWMK	2#	\$47

FOUR POST ROLL OUT DRAWER TYPICALS

To increase the versatility of Four-Post shelving, Mayline has added Roll Out Drawer and Slatwall options. These options, in addition to our current shelving offer nearly unlimited solutions to meet your specific storage needs. Four-Post can now be used for weapons storage, backroom inventory, tools, medical supplies, or you can transfer your lateral files to Four-Post using roll out drawers. There are multiple accessories available to use with Slatwall for almost any storage requirement. When combined with our Mobile 1000 System, these options can be used to store almost anything efficiently.

Call 1-800-822-8037 for FREE DESIGN SERVICE to recommend the best solutions to your storage requirements.



FOUR-POST TYPICAL #1

Four-Post Starter 36" x 76" x 18" with 7 - 6" drawers; two shelves with dividers.

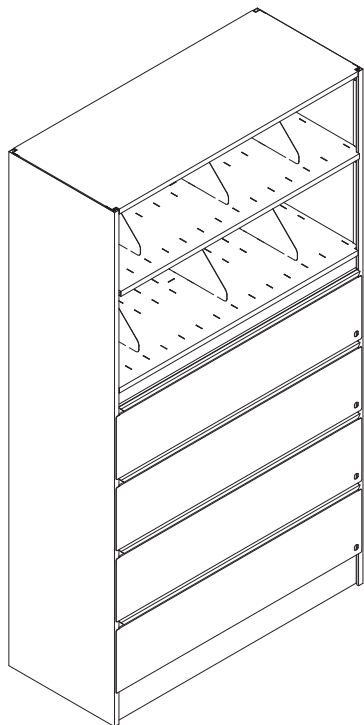
EFSR367676S List Price: \$4921

Four-Post Adder 36" x 76" x 18" with 7 - 6" drawers; two shelves with dividers.

EFSR367676A List Price: \$4904

One starter unit and number of required adder units are required if more than one 36" shelving unit is required side-by-side.

* Unit requires anchoring to the wall or floor.
See wall anchor brackets page 232 for ordering information.



FOUR-POST TYPICAL #2

Four-Post Starter 36" x 76" x 18" with 4 - 10 1/2" drawers; two shelves with dividers.

EFSR3676410S List Price: \$2870

Four-Post Adder 36" x 76" x 18" with 4 - 10 1/2" drawers; two shelves with dividers.

EFSR3676410A List Price: \$2853

One starter unit and number of required adder units are required if more than one 36" shelving unit is required side-by-side.

* Unit requires anchoring to the wall or floor.
See wall anchor brackets page 232 for ordering information.

SPECIFICATIONS

Actual Width Dimensions

Stationary or Mobile						Mobile Only		
Nominal Shelf Width		(LFI) Usable Space/Shelf		Actual Unit Width		Add for End Panel Assembly (Fix & Manual)	Add for End Panel Assembly w/Handle (1000 Systems)	Add for Clearance at Rear Wall
24		22 5/8"		24"		3 3/4"	8"	1"
30		28 5/8"		30"		3 3/4"	8"	1"
36		34 5/8"		36"		3 3/4"	8"	1"
42		40 5/8"		42"		3 3/4"	8"	1"
48		46 5/8"		48"		3 3/4"	8"	1"
Actual Height Dimensions						Actual Base Dimensions (Base Depth*)		
43"		65"	76"	86"	97"	Nominal Shelf Depth	Fixed*	Manual or 1000
Upright	42 5/16"	65 5/16"	75 13/16"	86 5/16"	96 13/16"	9	N/A	N/A
Base & Track	N/A	6 1/4"	6 1/4"	6 1/4"	6 1/4"	12	12"	19"
Overall	N/A	71 9/16"	82 1/16"	92 9/16"	103 1/16"	15	15"	19"
						18	18"	19"
						24	24"	25"
						30	30"	31"
						36	36"	37"
						*Depth includes the 1" bumpers.		

Steel Material Gauges:

Shelf	22	Shelf Reinforcement	14
Upright	18	Base Skirts	12
End Panel	18	Wheel Channel	18
Dividers	20	Shaft Diameter	3/4"
Shelf Support	14 & 11	Wheel Diameter	4 5/8"




Media Weight:

Letter Size Material:	2# per LFI
Legal Size Material:	3# per LFI

NOTE: EACH SHELF HAS A MAXIMUM WEIGHT CAPACITY OF 240 LBS. MEDIA WEIGHT MUST BE EVENLY DISTRIBUTED BOTH VERTICALLY AND HORIZONTALLY.



















CONFIGURATION GUIDE

Configuration Guide
for Mixed Media Applications

Media	Description	Clearance Space	Upright Space Required
	Letter/Legal Side Tab	9 3/4"	10 1/2"
	Letter/Legal Standard Top Tab, 1/3 cut	11 1/4"	12"
	3-Ring Binders	12 3/4"	13 1/2"

To determine the height of a unit with media not listed above, first determine the height of the media and add 3/4". Then, round that figure up to the next number divisible by 1 1/2" (because the uprights are slotted on 1 1/2" centers), then multiply that number by the number of tiers desired. Then add 1 1/2" for space that is allotted for the reference shelf. Lastly, add 3/4" for the canopy.

Media Storage Capacities

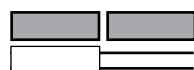
97" Upright	-----	-----	-----
86" Upright	-----		
76" Upright	-----		
65" Upright	-----		
	-----		
43" Upright	-----		
	-----		
	-----		
	-----		
	-----		
		Letter/ Legal Side Tab	Letter/ Std. Top Tab
97" Upright		9	8
86" Upright		8	7
76" Upright		7	6
65" Upright		6	5
43" Upright		4	3
		3-Ring Binders	

FOUR-POST SHELVING ON KWIK-TRACK – LETTER DEPTH

To increase filing density, Four-Post Shelving can also mount to the Kwik-Track system creating either a bi-file or tri-file lateral sliding shelving system. In either configuration, the rear row of shelves are stationary with shelves in front mounted into a sliding carriage on a track mounted to the floor.

- Heavy-duty aluminum track construction supports 3,500# per carriage.
- Anti-tip built into base for stability and easy installation.
- Systems are complete with shelving and track systems. **Dividers are not included.** (see page 230)
- 240# weight capacity per shelf.
- Track system has a brushed aluminum finish. Floor mounting hardware included.
- Track adds 2 3/4" to overall height of shelving.
- Optional Security Back Panels available (see page 232).
- All systems are letter depth, 12"D shelving only.

Model No.	Description	Dimensions	LFI	Wt.	List Price
Starter/Adder Systems (does not include shelving)					
Dividers not included in systems					
EFPL36721	2/1, 36"L, 7-High System	78"W x 27"D	728"	363#	\$2908
EFPL36732	3/2, 36"L, 7-High System	116"W x 27"D	1212"	597#	\$4971
EFPL36743	4/3, 36"L, 7-High System	156"W x 27"D	1697"	830#	\$6923
EFPL367211	2/1/1, 36"L, 7-High System	78"W x 42"D	970"	518#	\$4724
EFPL367322	3/2/2, 36"L, 7-High System	116"W x 42"D	1697"	893#	\$8350
EFPL367433	4/3/3, 36"L, 7-High System	156"W x 42"D	2424"	1268#	\$11754
EFPL36821	2/1, 36"L, 8-High System	78"W x 27"D	824"	402#	\$3082
EFPL36832	3/2, 36"L, 8-High System	116"W x 27"D	1385"	660#	\$5259
EFPL36843	4/3, 36"L, 8-High System	156"W x 27"D	1939"	918#	\$7325
EFPL368211	2/1/1, 36"L, 8-High System	78"W x 42"D	1108"	571#	\$4958
EFPL368322	3/2/2, 36"L, 8-High System	116"W x 42"D	1939"	984#	\$8758
EFPL368433	4/3/3, 36"L, 8-High System	156"W x 42"D	2770"	1398#	\$12336
EFPL42721	2/1, 42"L, 7-High System	90"W x 27"D	854"	726#	\$4492
EFPL42732	3/2, 42"L, 7-High System	137"W x 27"D	1422"	756#	\$5308
EFPL42743	4/3, 42"L, 7-High System	180"W x 27"D	1991"	1047#	\$7508
EFPL427211	2/1/1, 42"L, 7-High System	90"W x 42"D	1138"	646#	\$5140
EFPL427322	3/2/2, 42"L, 7-High System	137"W x 42"D	1991"	1071#	\$8892
EFPL427433	4/3/3, 42"L, 7-High System	180"W x 42"D	2844"	1585#	\$12748
EFPL42821	2/1, 42"L, 8-High System	90"W x 27"D	975"	507#	\$3352
EFPL42832	3/2, 42"L, 8-High System	137"W x 27"D	1625"	840#	\$5626
EFPL42843	4/3, 42"L, 8-High System	180"W x 27"D	2275"	1164#	\$7952
EFPL428211	2/1/1, 42"L, 8-High System	90"W x 42"D	1300"	715#	\$5398
EFPL428322	3/2/2, 42"L, 8-High System	137"W x 42"D	2275"	1243#	\$9342
EFPL428433	4/3/3, 42"L, 8-High System	180"W x 42"D	3250"	1756#	\$13390



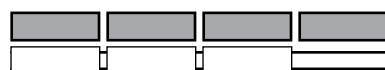
2/1

2 Rows; 2 Fixed, 1 Movable



3/2

2 Rows; 3 Fixed, 2 Movable



4/3

2 Rows; 4 Fixed, 3 Movable



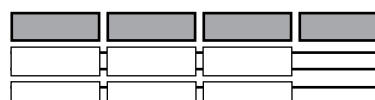
2/1/1

3 Rows; 2 Fixed, 2 Movable



3/2/2

3 Rows; 3 Fixed, 4 Movable



4/3/3

3 Rows; 4 Fixed, 6 Movable

FOUR-POST SHELVING ON KWIK-TRACK – LEGAL DEPTH

To increase filing density, Four-Post Shelving can also mount to the Kwik-Track system creating either a bi-file or tri-file lateral sliding shelving system. In either configuration, the rear row of shelves are stationary with shelves in front mounted into a sliding carriage on a track mounted to the floor.

- Heavy-duty aluminum track construction supports 3,500# per carriage.
- Anti-tip built into base for stability and easy installation.
- Systems are complete with shelving and track systems. **Dividers are not included.** (see page 230)
- Track system has a brushed aluminum finish. Floor mounting hardware included.
- Optional Security Back Panels available (see page 232).
- Track adds 2 3/4" to overall height of shelving.
- All systems are legal depth, 15"D shelving only.

Model No.	Description	Dimensions	LFI	Wt.	List Price
Dividers not included in systems					
EFPG36721	2/1, 36"L, 7-High System	78"W x 33"D	728"	405#	\$3003
EFPG36732	3/2, 36"L, 7-High System	116"W x 33"D	1212"	665#	\$5134
EFPG36743	4/3, 36"L, 7-High System	156"W x 33"D	1697"	924#	\$7154
EFPG367211	2/1/1, 36"L, 7-High System	78"W x 51"D	970"	578#	\$4858
EFPG367322	3/2/2, 36"L, 7-High System	116"W x 51"D	1697"	997#	\$8591
EFPG367433	4/3/3, 36"L, 7-High System	156"W x 51"D	2424"	1416#	\$12102
EFPG36821	2/1, 36"L, 8-High System	78"W x 33"D	824"	452#	\$3206
EFPG36832	3/2, 36"L, 8-High System	116"W x 33"D	1385"	714#	\$5467
EFPG36843	4/3, 36"L, 8-High System	156"W x 33"D	1939"	1030#	\$7617
EFPG368211	2/1/1, 36"L, 8-High System	78"W x 51"D	1108"	642#	\$5134
EFPG368322	3/2/2, 36"L, 8-High System	116"W x 51"D	1939"	1079#	\$9070
EFPG368433	4/3/3, 36"L, 8-High System	156"W x 51"D	2770"	1573#	\$12784
EFPG42721	2/1, 42"L, 7-High System	90"W x 33"D	854"	504#	\$3344
EFPG42732	3/2, 42"L, 7-High System	137"W x 33"D	1422"	833#	\$5727
EFPG42743	4/3, 42"L, 7-High System	180"W x 33"D	1991"	1156#	\$7931
EFPG427211	2/1/1, 42"L, 7-High System	90"W x 51"D	1138"	714#	\$5392
EFPG427322	3/2/2, 42"L, 7-High System	137"W x 51"D	1991"	1239#	\$9555
EFPG427433	4/3/3, 42"L, 7-High System	180"W x 51"D	2844"	1753#	\$13390
EFPG42821	2/1, 42"L, 8-High System	90"W x 33"D	975"	564#	\$3577
EFPG42832	3/2, 42"L, 8-High System	137"W x 33"D	1625"	931#	\$6110
EFPG42843	4/3, 42"L, 8-High System	180"W x 33"D	2275"	1293#	\$8464
EFPG428211	2/1/1, 42"L, 8-High System	90"W x 51"D	1300"	795#	\$5708
EFPG428322	3/2/2, 42"L, 8-High System	137"W x 51"D	2275"	1380#	\$10104
EFPG428433	4/3/3, 42"L, 8-High System	180"W x 51"D	3250"	1955#	\$14142



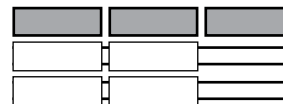
2/1
2 Rows; 2 Fixed, 1 Movable



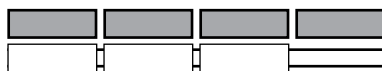
2/1/1
3 Rows; 2 Fixed, 2 Movable



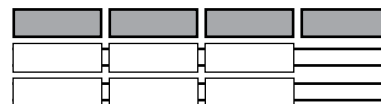
3/2
2 Rows; 3 Fixed, 2 Movable



3/2/2
3 Rows; 3 Fixed, 4 Movable



4/3
2 Rows; 4 Fixed, 3 Movable



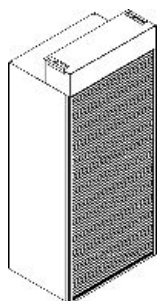
4/3/3
3 Rows; 4 Fixed, 6 Movable

THE SECURITY SHADE

GSA

The "Security Shade" a vertical locking tambour door, that provides an affordable alternative to purchasing new filing equipment. The Security Shade not only provides privacy, but also complies with HIPAA Guidelines.

- Can be easily installed on existing 4-Post shelving including most competitive shelving lines.
- Housing adds 8 1/4" in height and 11 1/2" in depth.
- Approximately 10 minutes to install.
- Do not need to remove existing files.
- Extends 4-Post shelving out by 2".
- Key lock.
- Doors are available in Graphite **only**. Housing available in all standard paints.



Model No.	W	D	H	Wt.	List Price	Mobile System List Price
SS3665	36"	2"	65"	50#	\$1113	\$1239
SS3676	36"	2"	76"	60#	\$1113	\$1239
SS3688	36"	2"	88"	70#	\$1192	\$1318
SS4265	42"	2"	65"	55#	\$1272	\$1398
SS4276	42"	2"	76"	65#	\$1272	\$1398
SS4288	42"	2"	88"	75#	\$1321	\$1447
SS4865	48"	2"	65"	60#	\$1370	\$1496
SS4876	48"	2"	76"	70#	\$1370	\$1496
SS4888	48"	2"	88"	80#	\$1416	\$1542

Note: Security Shade cannot be used in conjunction with a Reference Shelf.

How to order Security Shade for a mobile system:

First, determine the appropriate type of mobile system you are using, then select the code next to your system in parentheses:

* Mobile 1000 (1000) * Mobile Lite (ML) * 4-Post on Kwik-Track (KT)

Next, add the code at the end of the appropriate Security Shade model number.

Example: If you have a 36" wide, 7-tier, 4-Post shelving on Kwik-Track, the appropriate model number would be SS3676KT.

X-RAY SHELVING



GSA

A complete starter section unit includes two uprights, five shelves (24", 30", 36", 42", or 48" wide), five common stops, twelve shelf supports, shelf reinforcements as required, and one canopy top. Shelves are 18-ga. steel. An adder unit includes the previously mentioned paired with one closed upright. (Note Shelf reinforcements are standard in Pebble Gray.)

Choose from either closed "L" uprights or closed "T" uprights. "T" uprights are normally for internal range support, while closed "L" uprights provide a more finished external appearance.

1,000# weight capacity per shelf.

Dividers are not included, but are required when using standard common stops.

Compatible with Mobile Aisle 1000 and Mobile Lite, but not Kwik-Track.

PRODUCT NUMBERING SYSTEM FOR FOUR POST SHELVING

Product No. Example: **EX** X-Ray Shelving

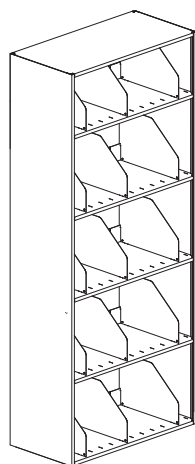
EXL3618865S **36** Shelving Width in Inches (24, 30, 36, 42, and 48)

86 Upright Height in Inches (only one height)

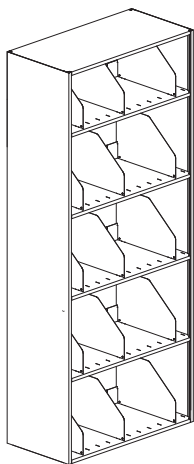
L or T Shelving Type ("L" for Closed L-Uprights, "T" for Closed T-Uprights)

18 Shelving Depth in Inches (18 and 36)

S Starter



Model No.	W	D	H	Wt.	List Price
Starter units with two Closed "L" Uprights					
EXL2418865S	24"	18"	86"	136#	\$892
EXL2436865S	24"	36"	86"	276#	\$1496
EXL3018865S	30"	18"	86"	169#	\$892
EXL3036865S	30"	36"	86"	303#	\$1496
EXL3618865S	36"	18"	86"	172#	\$936
EXL3636865S	36"	36"	86"	331#	\$1513
EXL4218865S	42"	18"	86"	190#	\$931
EXL4236865S	42"	36"	86"	357#	\$1518
EXL4818865S	48"	18"	86"	211#	\$954
EXL4836865S	48"	36"	86"	388#	\$1548

X-RAY SHELVING (CONTINUED)

Model No.	W	D	H	Wt.	List Price
Adder units with Closed "T" Uprights					
EXT2418865A	24"	18"	86"	125#	\$833
EXT2436865A	24"	36"	86"	216#	\$1314
EXT3018865A	30"	18"	86"	143#	\$833
EXT3036865A	30"	36"	86"	243#	\$1314
EXT3618865A	36"	18"	86"	161#	\$877
EXT3636865A	36"	36"	86"	271#	\$1331
EXT4218865A	42"	18"	86"	179#	\$872
EXT4236865A	42"	36"	86"	297#	\$1336
EXT4818865A	48"	18"	86"	201#	\$895
EXT4836865A	48"	36"	86"	328#	\$1366

Closed "L" Uprights – 86" Height

X1886L	18"			31#	\$134
X3686L	36"			61#	\$238

Closed "T" Uprights – 86" Height

X1886T	18"			31#	\$183
X3686T	36"			61#	\$294

Slotted Shelves**18" Depth**

EX2418S	24"	18"		7#	\$51
EX3018S	30"	18"		8 3/4#	\$45
EX3618S	36"	18"		10 1/4#	\$53
EX4218S	42"	18"		12#	\$51
EX4818S	48"	18"		13 3/4#	\$56

Note: Order three supports per shelf. Shelves are 18-gauge.

36" Depth

EX2436S	24"	36"		13 1/4#	\$95
EX3036S	30"	36"		16 1/2#	\$95
EX3636S	36"	36"		19 3/4#	\$98
EX4236S	42"	36"		22 3/4#	\$98
EX4836S	48"	36"		26#	\$104

Note: Order three supports per shelf. Shelves are 18-gauge.

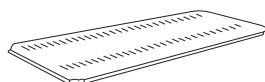
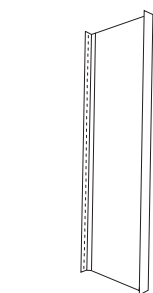
Unslotted Shelves, or Canopy Top**18" Depth**

EF2418U18GA	24"	18"		7#	\$49
EF3018U18GA	30"	18"		8 3/4#	\$52
EF3618U18GA	36"	18"		10 1/4#	\$56
EF4218U18GA	42"	18"		12#	\$56
EF4818U18GA	48"	18"		13 3/4#	\$54

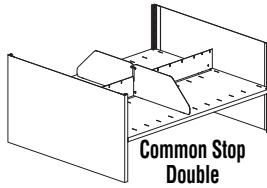
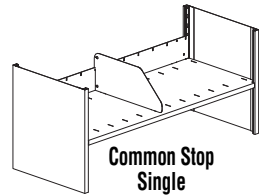
36" Depth

EF2436U18GA	24"	36"		13 1/4#	\$98
EF3036U18GA	30"	36"		16 1/2#	\$109
EF3636U18GA	36"	36"		19 1/2#	\$111
EF4236U18GA	42"	36"		22 3/4#	\$111
EF4836U18GA	48"	36"		26#	\$111

Note: Shelves are 18-gauge. Shelf Reinforcements are not required for the Canopy tops.



X-RAY SHELVING (CONTINUED)



Model No.	W	H	Wt.	List Price
Common Stops (CS)				
EF24CS	24"	3 1/2"	1 1/4#	\$9
EF30CS	30"	3 1/2"	1 1/2#	\$9
EF36CS	36"	3 1/2"	1 1/2#	\$9
EF42CS	42"	3 1/2"	1 3/4#	\$10
EF48CS	48"	3 1/2"	2#	\$10

Note: Dividers are required when using common stops.

Shelf Supports (SS)

EX24SS	24"	1 1/4"	2 1/2#	\$18
EX30SS	30"	1 1/4"	3#	\$18
EX36SS	36"	1 1/4"	3 1/2#	\$18
EX42SS	42"	1 1/4"	4#	\$18
EX48SS	48"	1 1/4"	4 1/2#	\$18

Note: Shelf supports are not interchangeable with bottom shelf supports.

Shelf Support Bottom (SSB)

EF2414SSB	24"	3/4"	1 3/4#	\$11
EF2411SSB	24"	3/4"	3 2/3#	\$16
EF3014SSB	30"	3/4"	1 2/5#	\$11
EF3011SSB	30"	3/4"	2 1/4#	\$16
EF3614SSB	36"	3/4"	1 3/4#	\$11
EF3611SSB	36"	3/4"	2 5/7#	\$16
EF4214SSB	42"	3/4"	1 3/4#	\$11
EF4211SSB	42"	3/4"	3 1/4#	\$16
EF4814SSB	48"	3/4"	2 1/4#	\$11
EF4811SSB	48"	3/4"	3 2/3#	\$16

Note: Bottom shelf must be supported by bottom shelf. Graphite only.

Shelf Reinforcements (SR)

X18SR	18"	1 1/8"	1#	\$14
X36SR	36"	1 1/8"	1 1/2#	\$14

Note: Pebble Gray.

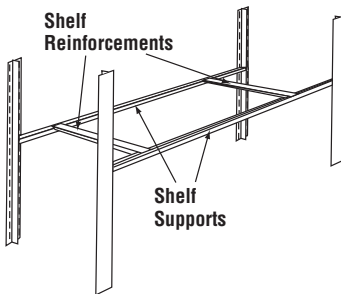
Shelf Reinforcements (SRB)

X18SRB	18"	3/4"	3/4#	\$7
X36SRB	36"	3/4"	1 1/2#	\$7

Note: Pebble Gray.

Adjustable File Dividers (DV) Standard Pack of 5:

X18DV5	18"	12"	13# per pack	\$84
--------	-----	-----	--------------	------



	24"	30"	36"	42"	48"
18"	2	2	2	2	2
36"	3	3	3	3	3

Number of Shelf Reinforcements required per loaded shelf.

FILE HARBOR CABINETS



- Horizontally sliding tambour doors
- Doors recede into concealed inner pockets
- 100% access to files
- Adjustable shelves and dividers – shelves adjust on 1"H increments
- All internal components standard in Graphite finish.
- For cabinets to be keyed alike, add a "K" to the end of the model number and \$60 to the list price.
- Select models and finishes are available on the Kwik-Ship delivery program. Look for the "❖" designation in the charts below.

Interior Heights:

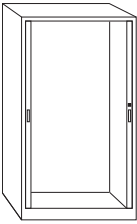
83"H = 76"H interior
62"H = 55"H interior
38"H = 34"H interior

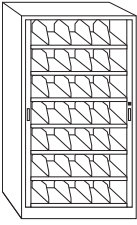
Quantities are limited to 5 of any model per order. For additional quantities on an expedited lead-time, please call Customer Service to discuss options.

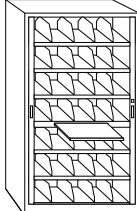
Standard door colors: Mist, Graphite, Pebble Gray, and Sand **only**

Kwik-Ship Finish: Pebble Gray

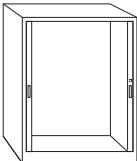
CABINETS - 83" HEIGHT (76" INTERIOR HEIGHT)

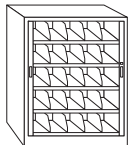
	Model No.	Description	W	Size H	D	Wt.	List Price
	Empty Cabinet – built-in bottom shelf; add other components.						
	83483	48"W x 83"H	47 1/4"	83"	17 3/4"	245#	\$2461
	83423	42"W x 83"H	42"	83"	17 3/4"	220#	\$2296
	83363	36"W x 83"H	36"	83"	17 3/4"	200#	\$2070

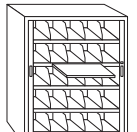
	Preconfigured Cabinet for color-coded end-tab filing. Includes 7 shelves with adjustable filing dividers.						
	❖ 8348A3	48"W x 83"H 4 dividers per shelf.	47 1/4"	83"	17 3/4"	355#	\$3388
	8342A3	42"W x 83"H 3 dividers per shelf.	42"	83"	17 3/4"	325#	\$3196
	❖ 8336A3	36"W x 83"H 3 dividers per shelf.	36"	83"	17 3/4"	290#	\$2981

	Same as above except one standard shelf replaced with pull-out reference shelf.						
	8348B3	48"W x 83"H 4 dividers per shelf.	47 1/4"	83"	17 3/4"	364#	\$3571
	8342B3	42"W x 83"H 3 dividers per shelf.	42"	83"	17 3/4"	333#	\$3313
	8336B3	36"W x 83"H 3 dividers per shelf.	36"	83"	17 3/4"	298#	\$3150

FILE HARBOR CABINETS - 62" HEIGHT (55" INTERIOR HEIGHT)

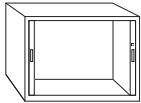
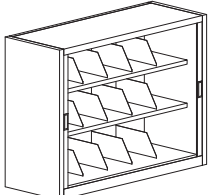
	Model No.	Description	W	Size H	D	Wt.	List Price
	Empty 62"H Cabinet – built-in bottom shelf; add other components.						
	62483	48"W x 62"H	47 1/4"	61 1/2"	17 3/4"	200#	\$2017
	62423	42"W x 62"H	42"	61 1/2"	17 3/4"	188#	\$1897
	62363	36"W x 62"H	36"	61 1/2"	17 3/4"	175#	\$1819

	Preconfigured Cabinet for color-coded end-tab filing. Includes 5 shelves with adjustable filing dividers.						
	6248A3	48"W x 62"H 4 dividers per shelf.	47 1/4"	61 1/2"	17 3/4"	284#	\$2709
	6242A3	42"W x 62"H 3 dividers per shelf.	42"	61 1/2"	17 3/4"	262#	\$2547
	6236A3	36"W x 62"H 3 dividers per shelf.	36"	61 1/2"	17 3/4"	237#	\$2433

	Same as above except one standard shelf replaced with pull-out reference shelf.						
	6248B3	48"W x 62"H 4 dividers per shelf.	47 1/4"	61 1/2"	17 3/4"	298#	\$2976
	6242B3	42"W x 62"H 3 dividers per shelf.	42"	61 1/2"	17 3/4"	274#	\$2723
	6236B3	36"W x 62"H 3 dividers per shelf.	36"	61 1/2"	17 3/4"	247#	\$2603

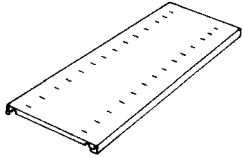
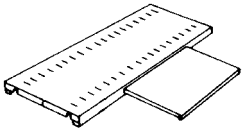
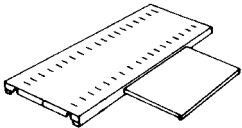
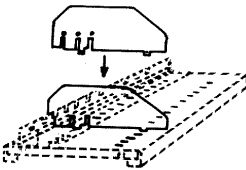
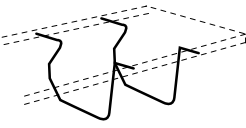
❖ Indicates Kwik-Ship models.

FILE HARBOR CABINETS - 38" HEIGHT (34" INTERIOR HEIGHT)

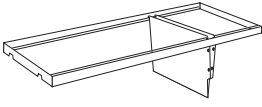
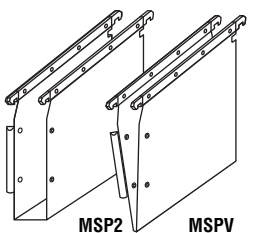
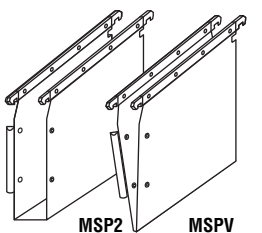
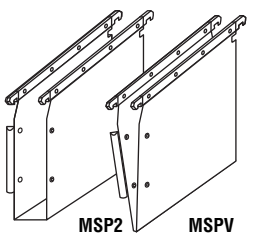
	Model No.	Description	W	Size H	D	Wt.	List Price
	Empty 38"H Cabinet – built-in bottom shelf; add other components.						
	38483	48"W x 38"H	47 1/4"	38"	17 3/4"	100#	\$1804
	38423	42"W x 38"H	42"	38"	17 3/4"	90#	\$1746
	38363	36"W x 38"H	36"	38"	17 3/4"	80#	\$1688
	Preconfigured Cabinet for color coded – end tab filing. Includes 3 shelves with adjustable filing components.						
	3848A3	48"W x 38"H 4 dividers per shelf	47 1/4"	38"	17 3/4"	142#	\$2188
	3842A3	42"W x 38"H 3 dividers per shelf	42"	38"	17 3/4"	130#	\$2105
	3836A3	36"W x 38"H 3 dividers per shelf	36"	38"	17 3/4"	105#	\$2028

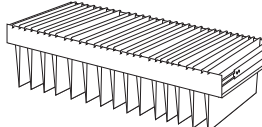

FILE HARBOR COMPONENTS

- Shelves have a 200# weight capacity.
- Reference shelves have a 100# weight capacity.
- Dividers adjust on 2.5" increments.

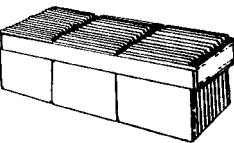
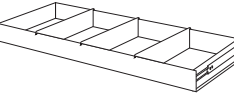
	Model No.	Description	W	Size H	D	Wt.	List Price
	MS4801	42" Shelf (Fits 48"W cabinet.)	42"	1"	14 3/4"	15#	\$116
	MS4802	Package of 2 shelves				30#	\$205
	MS4803	Package of 3 shelves				45#	\$310
	MS4201	37" Shelf (Fits 42"W cabinet.)	36 3/4"	1"	14 3/4"	13#	\$100
	MS4202	Package of 2 shelves				26#	\$196
	MS4203	Package of 3 shelves				39#	\$303
	MS3601	31" Shelf (Fits 36"W cabinet.)	30 3/4"	1"	14 3/4"	11#	\$93
	MS3602	Package of 2 shelves				22#	\$192
	MS3603	Package of 3 shelves				33#	\$284
	MRS48	42" Reference Shelf (Fits 48"W cabinet.) Same as MS48 but with 18"W x 11"D pull-out slide.	42"	1"	14 3/4"	30#	\$421
	MRS42	37" Reference Shelf (Fits 42"W cabinet.)	36 3/4"	1"	14 3/4"	27#	\$407
	MRS36	31" Reference Shelf (Fits 36"W cabinet.)	30 3/4"	1"	14 3/4"	23#	\$394
	MFD48	Adjustable Filing Dividers (Fits 42"W shelf.) 4 adjustable filing dividers and 1 backstop for separating file folders.	—	6"	13"	4.8#	\$67
	MFD42	Adjustable Filing Dividers (Fits 37"W shelf.) 3 adjustable filing dividers and 1 backstop for separating file folders.	—	6"	13"	4.3#	\$65
	MFD36	Adjustable Filing Dividers (Fits 31"W shelf.) Same as above.	—	6"	13"	3.8#	\$60
	MFD4	Set of 4 Extra Filing Dividers No backstop.	—	6"	13"	4.0#	\$58
	MWD	Wire Dividers For separating binders or books on any shelf; package of 4 (suspend from shelf above).	1/4"	9"	14 3/4"	2#	\$167

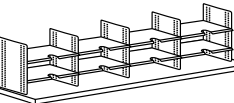
FILE HARBOR COMPONENTS (CONTINUED)

	Model No.	Description	W	Size H	D	Wt.	List Price
	MR4801	42" Rail (Fits 48"W cabinet.) Accommodates MSP suspended pockets only.	42"	1"	14 3/4"	5#	\$145
	MR4802	Package of 2 rails				10#	\$287
	MR4803	Package of 3 rails				15#	\$435
	MR4201	37" Rail (Fits 42"W cabinet.)	36 3/4"	1"	14 3/4"	4#	\$138
	MR4202	Package of 2 rails				8#	\$281
	MR4203	Package of 3 rails				12#	\$422
	MR3601	31" Rail (Fits 36"W cabinet.)	30 3/4"	1"	14 3/4"	4#	\$134
	MR3602	Package of 2 rails				8#	\$269
	MR3603	Package of 3 rails				12#	\$403
	MR3604	Package of 4 rails				16#	\$539
	Note: Rails in graphite only.						
	MSP2	Suspended Pockets End-tab 2"W box-bottom pocket hangs under Rail or Shelf. Set of 25, includes labels. Holds standard letter or legal-size file folders. Heavy-duty orange kraft.	2"	11"	13"	8#	\$215
	MSP1	Same as above except 1"W box bottom.	1"	11"	13"	8#	\$197
	MSPV	Same as above except V-bottom.	3/8"	11"	13"	7#	\$165
	911085	Package of extra labels (qty. 216)				1#	\$48

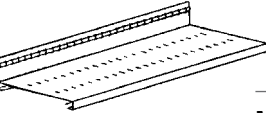


	Model No.	Description	W	Size H	D	List Wt.	Price
	Note: Interlock mechanism included with each roll-out.						
	MRF482	Roll-Out Frame (Fits 48"W cabinet.) 39 1/4" filing inches. For legal-size hanging folders, print-outs, etc., in side-to-side format. To accommodate letter-size hanging folders, add MCM481.	40 3/4"	3 3/4"	15 3/4"	18#	\$398
	MRF422	Roll-Out Frame (Fits 42"W cabinet.) 34 filing inches. To accommodate letter-size folders, add MCM421.	35 3/4"	3 3/4"	15 3/4"	17#	\$395
	MRF362	Roll-Out Frame (Fits 36"W cabinet.) 28 filing inches. To accommodate letter-size folders, add MCM361.	29 3/4"	3 3/4"	15 3/4"	15#	\$389
	MCM	Cross-Member (front-to-back) Creates separations within Roll-Out Frame for filing front to back.	1 1/2"	3/4"	15 3/4"	1#	\$52
	MCM481	Cross-Member (side-to-side) (Fits MRF482.) For filing letter-size hanging folders side-to-side.	40 3/4"	3/4"	1 1/2"	2#	\$149
	MCM421	Cross-Member (side-to-side) (Fits MRF422.)	35 3/4"	3/4"	1 1/2"	2#	\$134
	MCM361	Cross-Member (side-to-side) (Fits MRF362.)	29 3/4"	3/4"	1 1/2"	2#	\$118

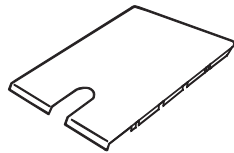
FILE HARBOR COMPONENTS (CONTINUED)

	Model No.	Description	W	Size H	D	Wt.	List Price
	MRP482	Roll-Out Frame for Pendaflex (Fits 48"W cabinet.) Includes 2 Cross-Members; provides 3 rows of letter-size Pendaflex (45 filing inches).	40 3/4"	3 3/4"	15 3/4"	20#	\$523
	MRP422	Roll-Out Frame for Pendaflex (Fits 42"W cabinet.) Includes 2 Cross-Members; provides 2 rows of letter-size Pendaflex (30 filing inches).	35 3/4"	3 3/4"	15 3/4"	19#	\$507
	MRP362	Roll-Out Frame for Pendaflex (Fits 36"W cabinet.) Includes 2 Cross-Members; provides 2 rows of letter-size Pendaflex (30 filing inches).	29 3/4"	3 3/4"	15 3/4"	17#	\$459
 (125# capacity)	MRD482	Roll-Out Drawer with Dividers (Fits 48"W cabinet.) For storage of diskettes, other media. 3 dividers provided (adjust on 1/4" increments). Interior:	40 3/4"	3 3/4"	15 3/4"	27#	\$628
	MRD422	Roll-Out Drawer with Dividers (Fits 42"W cabinet.) Interior:	35 3/4"	3 3/4"	15 3/4"	25#	\$597
	MRD362	Roll-Out Drawer with Dividers (Fits 36"W cabinet.) Interior:	29 3/4"	3 3/4"	15 3/4"	23#	\$562
	MDV	Set of 3 Extra Dividers For Roll-Out Drawers (Above.)		—		3.3#	\$78

	Model No.	Description	W	Size H	D	Wt.	List Price
	MO48C	Kwik-File Organizing System (Fits 48"W cabinet.) Preconfigured unit with 12 pockets (9 10"W x 4"H, 3 11"W x 4"H); for storage of forms, labels, sales literature. Color: Graphite only	42"	13 1/4"	14 3/4"	41#	\$528
	MO42C	Kwik-File Organizing System (Fits 42"W cabinet.) Same as above except 12 pockets (9"W x 4"H).	36 3/4"	13 3/4"	14 3/4"	38#	\$506
	MO36C	Kwik-File Organizing System (Fits 36"W cabinet.) Same as above except 9 pockets (10"W x 4"H).	30 3/4"	13 3/4"	14 3/4"	29#	\$435

FILE HARBOR COMPONENTS (CONTINUED)

	Model No.	Description	W	Size H	D	Wt.	List Price
	MOS48	42" Master Shelf (Fits 48"W cabinet.) To build 41"W Kwik-File organizing system; accepts shelf supports, dividers, in 1" increments.	42"	5 1/4"	14 3/4"	12#	\$222
	MOS42	37" Master Shelf (Fits 42" cabinet.) Same as above except builds 36"W organizing system.	36 3/4"	5 1/4"	14 3/4"	11#	\$215
	MOS36	31" Master Shelf (Fits 36" cabinet.) Same as above except builds 30"W organizing system.	30 3/4"	5 1/4"	14 3/4"	9#	\$200
	SS12LC	Shelf Support Supports shelves (below) on 1/2" vertical increments; mounts on Master Shelf. (Not compatible with MS48/MS36 shelves).	—	12"	12"	1.5#	\$26
	D09GS03 (package of 3)	Dividers To separate binders, manuals, etc.	—	9"	13 1/2"	6.9#	\$56
	D09GS10 (package of 10)		—	9"	13 1/2"	23.0#	\$184

**Kwik-Shelf® Shelving System**

Shelves fit between Shelf Supports to create sorting or storage pockets for paper, forms, or other media. Each shelf locks firmly in place, yet removes quickly for easy reconfiguration. Shelves are 18-gauge.

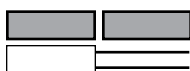
Width	Depth	Wt. per shelf	6-Shelf Package Model No.	List Price
4"	12"	.5#	0412P06	\$75
5"	12"	.75#	0512P06	\$81
6"	12"	.75#	0612P06	\$84
7"	12"	1.0#	0712P06	\$86
8"	12"	1.05#	0812P06	\$101
9"	12"	1.05#	0912P06	\$111
10"	12"	1.15#	1012P06	\$118
11"	12"	1.25#	1112P06	\$124
12"	12"	1.4#	1212P06	\$126
14"	12"	2.3#	1412P06	\$171
16"	12"	2.8#	1612P06	\$199

FILE HARBOR CABINETS ON KWIK-TRACK

To increase filing density, File Harbor Cabinets can also mount to the Kwik-Track system creating either a bi-file or tri-file lateral sliding cabinet system. In either configuration, the rear of cabinets are stationary with cabinets in front mounted into a sliding carriage on a track mounted to the floor.

- Heavy-duty aluminum track construction supports 3,500# per carriage.
- Anti-tip arm built into base for stability and easy installation.
- Systems are complete with pre-configured cabinets (see page 240) and track systems.
- Track system has a brushed aluminum finish. Floor mounting hardware included.
- Track adds 2 3/4" to overall height of system.

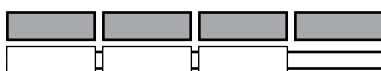
Model No.	Description	Dimensions	Wt.	LFI	List Price
FH3621	2/1 System	78"W x 38 1/2"D x 85"H	905#	651"	\$10035
FH3632	3/2 System	116"W x 38 1/2"D x 85"H	1520#	1085"	\$16884
FH3643	4/3 System	156"W x 38 1/2"D x 85"H	2135#	1519"	\$23622
FH36211	2/1/1 System	78"W x 59 1/4"D x 85"H	975#	868"	\$14204
FH36322	3/2/2 System	116"W x 59 1/4"D x 85"H	2170#	1519"	\$24969
FH36433	4/3/3 System	156"W x 59 1/4"D x 85"H	3110#	2170"	\$35512
FH4221	2/1 System	90"W x 38 1/2"D x 85"H	1010#	777"	\$10979
FH4232	3/2 System	137"W x 38 1/2"D x 85"H	1695#	1295"	\$18374
FH4243	4/3 System	180"W x 38 1/2"D x 85"H	2380#	1813"	\$25821
FH42211	2/1/1 System	90"W x 59 1/4"D x 85"H	1370#	1036"	\$15542
FH42322	3/2/2 System	137"W x 59 1/4"D x 85"H	2415#	1813"	\$27124
FH42433	4/3/3 System	180"W x 59 1/4"D x 85"H	3460#	2590"	\$38810
FH4821	2/1 System	99"W x 38 1/2"D x 85"H	1100#	882"	\$11533
FH4832	3/2 System	150"W x 38 1/2"D x 85"H	1900#	1470"	\$19449
FH4843	4/3 System	198"W x 38 1/2"D x 85"H	2650#	2058"	\$27290
FH48211	2/1/1 System	99"W x 59 1/4"D x 85"H	1500#	1176"	\$27290
FH48322	3/2/2 System	150"W x 59 1/4"D x 85"H	2700#	2058"	\$28588
FH48433	4/3/3 System	198"W x 59 1/4"D x 85"H	3700#	2940"	\$40834



2/1
2 Rows; 2 Fixed, 1 Movable



3/2
2 Rows; 3 Fixed, 2 Movable



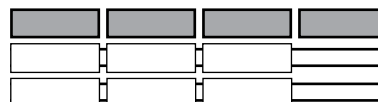
4/3
2 Rows; 4 Fixed, 3 Movable



2/1/1
3 Rows; 2 Fixed, 2 Movable



3/2/2
3 Rows; 3 Fixed, 4 Movable



4/3/3
3 Rows; 4 Fixed, 6 Movable

FORMS/STORAGE CABINETS



Kwik-File® F/S Cabinets provide efficient and convenient storage for the large quantities of forms or paper required in offices and mailrooms.

- Five preconfigured models available.
 - All preconfigured models standard with 4"H (except where noted) x 12"D pockets adjustable on 1/2" H vertical increments.
 - 50# capacity per shelf
 - Optional locking doors available.
 - Select models and finishes are available on the Kwik-Ship delivery program. Look for the "❖" designation in the charts below.
- Quantities are limited to 5 of any model per order. For additional quantities on an expedited lead-time, please call Customer Service to discuss options.

Kwik-Ship Finish: Pebble Gray

Configuration A

Stores binders, files and other items vertically on top; shelves in middle hold letter-sized materials; bulk storage below.

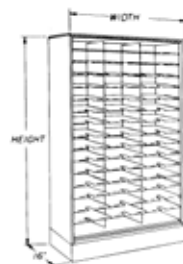


3665NA shown

Model No.	Width	Height	Features	Doors	Wt./ Cartons	List Price
3665DA1	36"	64 1/2"	21 Pockets	Yes	284# / 7	\$3254
3665NA1				No	239# / 7	\$2479
3680DA1	42"	80"	33 Pockets	Yes	357# / 8	\$3731
3680NA1				No	300# / 8	\$2891
4265DA1	48"	64 1/2"	28 Pockets	Yes	329# / 7	\$3686
4265NA1				No	278# / 7	\$2786
4280DA1	60"	80"	44 Pockets	Yes	407# / 8	\$4228
4280NA1				No	345# / 8	\$3257

Configuration B

Pockets from top to bottom, maximizing storage density for letter-sized materials. Ideal for organizing or collating pages for brochures, bulletins, etc.

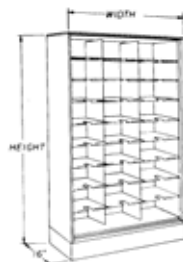


3665NB shown

Model No.	Width	Height	Features	Doors	Wt./ Cartons	List Price
3665DB1	36"	64 1/2"	42 Pockets	Yes	302# / 5	\$3356
3665NB1				No	257# / 5	\$2583
3680DB1	42"	80"	54 Pockets	Yes	374# / 5	\$3845
3680NB1				No	317# / 5	\$3008
4265DB1	48"	64 1/2"	56 Pockets	Yes	353# / 5	\$3849
4265NB1				No	302# / 5	\$2994
4280DB1	60"	80"	72 Pockets	Yes	429# / 6	\$4455
4280NB1				No	367# / 6	\$3519

Configuration C

Same as B" above, but with 6" high pockets (4" high in all other preconfigured models).



3665NC shown

Model No.	Width	Height	Features	Doors	Wt./ Cartons	List Price
3665DC1	36"	64 1/2"	27 Pockets	Yes	272# / 4	\$3298
3665NC1				No	227# / 4	\$2328
3680DC1	42"	80"	36 Pockets	Yes	338# / 5	\$3540
3680NC1				No	281# / 5	\$2704
4265DC1	48"	64 1/2"	36 Pockets	Yes	318# / 4	\$3532
4265NC1				No	267# / 4	\$2673
4280DC1	60"	80"	48 Pockets	Yes	387# / 5	\$4068
4280NC1				No	325# / 5	\$3131

Configuration D

Pockets above for storing letter-sized materials; bulk storage below.



3665ND shown

Model No.	Width	Height	Features	Doors	Wt./ Cartons	List Price
3665DD1	36"	64 1/2"	33 Pockets	Yes	293# / 6	\$3301
❖ 3665ND1				No	248# / 6	\$2529
3680DD1	42"	80"	42 Pockets	Yes	362# / 6	\$3731
❖ 3680ND1				No	305# / 6	\$2892
4265DD1	48"	64 1/2"	44 Pockets	Yes	340# / 5	\$3742
❖ 4265ND1				No	289# / 5	\$2886
4280DD1	60"	80"	56 Pockets	Yes	414# / 6	\$4262
❖ 4280ND1				No	352# / 6	\$3328

Configuration E

For binders, files, other items stored vertically; or move dividers around and create bulk storage areas as well.

Note: 240# capacity per shelf.

3665NE shown



Model No.	Width	Height	Features	Doors	Wt./ Cartons	List Price
3665DE1	36"	64 1/2"	3 Adjustable Shelves	Yes	262# / 7	\$3072
3665NE1				No	217# / 7	\$2467
3680DE1	42"	80"	4 Adjustable Shelves	Yes	327# / 6	\$3486
3680NE1				No	270# / 6	\$2649
4265DE1	48"	64 1/2"	3 Adjustable Shelves	Yes	294# / 8	\$3332
4265NE1				No	243# / 8	\$2485
4280DE1	60"	80"	4 Adjustable Shelves	Yes	359# / 8	\$3967
4280NE1				No	297# / 8	\$2843

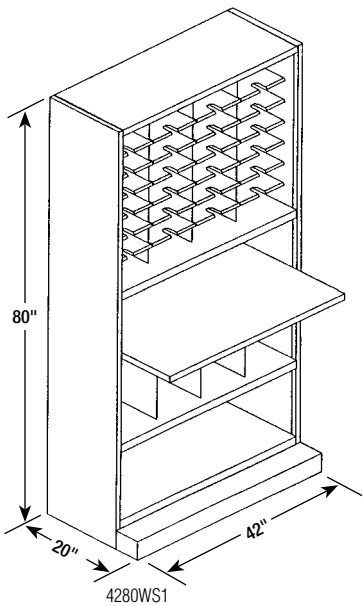
❖ Indicates Kwik-Ship models.

COLLATING/SORTING WORKSTATION

These cabinets are ideal for departmental sorting or collating operations.

- 42"W models standard with 10"W pockets for storing forms, paper stock, brochures, etc.
- 36"W models standard with 11" and 12"W pockets for mail sorting.
- 1" thick low-pressure laminate work surface is 27"D and adjusts within cabinet on 1/2"H increments, 100 lb. capacity.
- All-welded steel cabinet construction.
- Steel back panel of cabinet has one 3" diameter cable management cutout.

Model No.	Width	Height	Features	Wt./ Cartons	List Price	Std. Laminate
						List Price Lam Suffix
3680WS1	36"	80"	21 Pockets	202# / 8	\$2815	\$2969
4280WS1	42"	80"	28 Pockets	247# / 8	\$3099	\$3271




FORMS/STORAGE CABINETS

Create Your Own Cabinet Configuration

- Decide which of the four F/S Cabinet models is appropriate for your organizing/collating/storing/or storage needs. Models are available 36" wide or 42" wide, and 64 1/2" high or 80" high.
- Note the interior height and width of the model you specify (see specifications for Empty Cabinets below).
- Configure the empty cabinet with components as shown below such that the total height and width of the components fits the interior height and width of the cabinet. All components adjust on 1/2" vertical increments.

Empty Cabinets

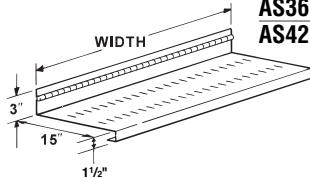
Depth, 16"; accommodate either 12" or 15" deep shelves. Sides have built-in shelf supports.



Model No.	Width		Height		Doors	Wt./ Cartons	List Price
	Int.	Ext.	Int.	Ext.			
3665DX1	34"	36"	57 1/2"	64 1/2"	Yes	194# / 1	\$2485
3665NX1					No	149# / 1	\$1773
3680DX1			73"	80"	Yes	230# / 1	\$2696
3680NX1					No	180# / 1	\$1843
4265DX1	40"	42"	57 1/2"	64 1/2"	Yes	217# / 1	\$2704
4265NX1					No	166# / 1	\$1823
4280DX1			73"	80"	Yes	258# / 1	\$2939
4280NX1					No	196# / 1	\$1982

Adjustable Master Shelves

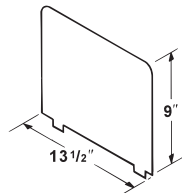
Adjust vertically on 1/2" increments. For bulk storage; or accepts shelf supports or dividers on 1" horizontal increments.



Model No.	Shelf Width	Wt./ Cartons	List Price
AS36F	34" (for 36"-wide cabinets)	16.8# / 1	\$171
AS42F	40" (for 42"-wide cabinets)	19.5# / 1	\$186

Dividers

Separate binders or other media. Place on adjustable master shelves or cabinet bottom on 1" horizontal increments.

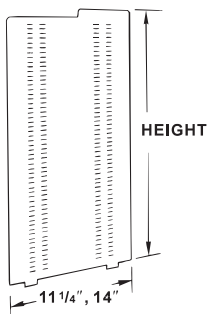


Model No.	Wt.	List Price
D09GS03 (3)	6.9# / 1	\$56
D09GS10 (10)	23.0# / 1	\$184

Shelf Supports

Not needed at sides of cabinet where shelf support is built in. Place on cabinet bottom or adjustable master shelves on 1" horizontal increments.

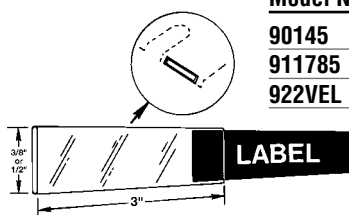
See page 275 for ordering more than 1 unit each.



Model No.	Height	Depth	For Shelf Depth of	Wt.	List Price
SS24LM01	21"	11 1/4"	12"	4.7#	\$43
SS24GM01		14"	15"	5.3#	\$53
SS33LM01	30"	11 1/4"	12"	6.0#	\$51
SS33GM01		14"	15"	7.0#	\$62
SS41LM01	38"	11 1/4"	12"	7.3#	\$62
SS41GM01		14"	15"	8.4#	\$73
SS48LM01	45"	11 1/4"	12"	8.4#	\$73
SS48GM01		14"	15"	9.7#	\$84
SS65LS101	57"	11 1/4"	12"	10.6#	\$94
SS65GS101		14"	15"	12.3#	\$132
SS80LS101	72"	11 1/4"	12"	13.0#	\$125
SS80GS101		14"	15"	15.0#	\$159

Label Holders

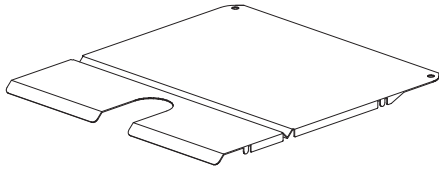
Transparent Label Holders have a self-adhesive, magnetic, or velcro backing and fit securely on beveled shelf front. A blank insert with four sides is included. Package of 20.



Model No.	Description	Width	Height	Wt.	List Price
90145	Self-adhesive	3"	3/8"	1 oz.	\$26
911785	Magnetic	3"	1/2"	3 oz.	\$41
922VEL	Velcro	3"	1/2"	3 oz.	\$32

FORMS/STORAGE CABINETS COMPONENTS

Shelves



Kwik-Shelf® Shelving System

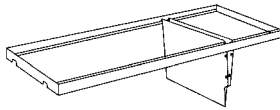
Shelves fit between Shelf Supports to create sorting or storage pockets for paper, forms, or other media. Each shelf locks firmly in place, yet removes quickly for easy reconfiguration. Shelves are 20-gauge.

6-Shelf Package

Model No.	Width	Depth	Wt. per shelf	List Price
0412P06	4"	12"	.5#	\$75
0512P06	5"	12"	.75#	\$81
0515P06	5"	15"	1.0#	\$85
0612P06	6"	12"	.75#	\$84
0712P06	7"	12"	1.0#	\$86
0812P06	8"	12"	1.05#	\$101
0912P06	9"	12"	1.05#	\$111
0915P06	9"	15"	2.0#	\$129
1012P06	10"	12"	1.15#	\$118
1015P06	10"	15"	1.5#	\$136
1112P06	11"	12"	1.25#	\$124
1115P06	11"	15"	1.65#	\$137
1212P06	12"	12"	1.4#	\$126
1215P06	12"	15"	1.75#	\$142
1412P06	14"	12"	2.3#	\$171
1415P06	14"	15"	2.75#	\$188
1515P06	15"	15"	2.9#	\$208
1612P06	16"	12"	2.8#	\$199
1615P06	16"	15"	3.0#	\$224

Rails

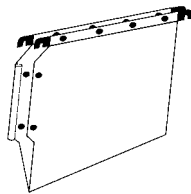
Accommodate Suspended Pockets; ideal for storage of forms or paper where space is at a premium and frequent handling for storage and/or retrieval is not required. Height, 1" (allow 11" for Rail with Suspended Pockets). Graphite only.



Model No.	Depth	Wt./ Cartons	Width	List Price
AR42	14 3/4"	5# /1	39 1/2" (for 42"-wide cabinets)	\$188
AR36	14 3/4"	4# /1	33 1/2" (for 36"-wide cabinets)	\$173

Suspended Pockets

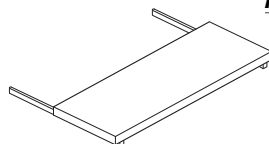
V-bottom Suspended Pockets hang from Rails (above). Set of 25 includes labels (4 1/2" x 1/4"). Snap-together feature simplifies sorting. Heavy-duty orange kraft.



Model No.	Height	Width	Depth	Wt./ Cartons	List Price
MSPV	10 13/16"	3/8"	13"	7# /1	\$165

Roll-Out Shelves

Make an ideal temporary, extended worksurface where space is tight. When fully extended on slides (10" maximum), detent locks shelf in place. 1" thick low-pressure laminate top with high-density particleboard core; radiused 3mm PVC edge. Height 3".



Model No.	Depth	Wt./ Cartons	Width	List Price
ARS42	15"	31# /1	39 3/4" (for 42"-wide cabinets)	\$563
ARS36	15"	27# /1	33 3/4" (for 36"-wide cabinets)	\$535

Casegoods

Modular
Desking

Conference &
Training Tables

Hospitality/
Breakroom

Seating

Folding/
Stacking

Ergonomic
Desks

High Density
Storage/Filing

Mailroom
Furniture

IT Furniture

Small Office
& Home Office

Drafting
Furniture

ARC™ ROTARY FILE



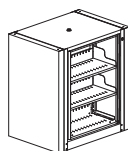
The ARC™ Rotary File is a double faced unit that rotates easily to provide access to both sides. Using our flexible cantilever style shelving, the ARC provides the most unobstructed filing inches per level and the easiest installation possible. The Complete Starter includes everything needed to house a filing system including the specified number of shelves and dividers.

- Allow 5.25" (letter depth) or 6.50" (legal depth) clearance from wall for rotating carriage.
- Standard Lock on all cabinets.
- Complete Units are ideal for storing color-coded filing.
- Adder units attach to either right or left side of starter unit.
- Empty units can be configured in endless variations for mixed media storage solutions.
- Shelves adjust on 1 1/2"H increments; 120 lb. weight capacity per shelf.
- To order a fully assembled unit, add the letter "B" after the letter "C" in the part number (e.g. ARCB244035).
- ARC top is unfinished. Work surfaces are available -- see page 252.

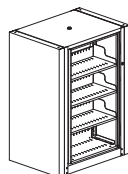
Kwik-Ship Finish: Pebble Gray

- Select models and finishes are available on the Kwik-Ship delivery program. Look for the "◆" designation in the charts below.
- Quantities are limited to 5 of any model per order. For additional quantities on an expedited lead-time, please call Customer Service to discuss options.

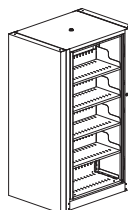
PRECONFIGURED CABINET



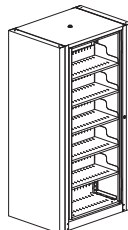
Model No.	W	D	H	Wt.	Knockdown List Price	Assembled List Price "B"
3-Tier Complete Letter (144 LFI)						
ARC24403S	37"	26"	40"	287#	\$1989	\$2307
ARC24403A	31 1/2"	26"	40"	255#	\$1678	\$1996
Legal (180 LFI)						
ARC30403S	45 3/8"	32 1/8"	40"	388#	\$2424	\$2743
ARC30403A	38 5/8"	32 1/8"	40"	348#	\$2115	\$2432



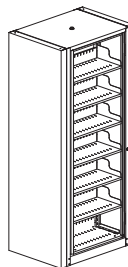
4-Tier Complete Letter (192 LFI)						
ARC24504S	37"	26"	50"	323#	\$2217	\$2537
ARC24504A	31 1/2"	26"	50"	258#	\$1977	\$2297
Legal (240 LFI)						
ARC30504S	45 3/8"	32 1/8"	50"	437#	\$2626	\$2945
ARC30504A	38 5/8"	32 1/8"	50"	389#	\$2277	\$2597



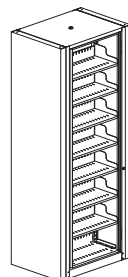
5-Tier Complete Letter (240 LFI)						
ARC24615S	37"	26"	61"	372#	\$2278	\$2598
ARC24615A	31 1/2"	26"	61"	323#	\$2023	\$2340
Legal (300 LFI)						
ARC30615S	45 3/8"	32 1/8"	61"	484#	\$2810	\$3129
ARC30615A	38 5/8"	32 1/8"	61"	430#	\$2551	\$2872



6-Tier Complete Letter (288 LFI)						
ARC24726S	37"	26"	72"	403#	\$2882	\$3286
ARC24726A	31 1/2"	26"	72"	347#	\$2643	\$3046
Legal (360 LFI)						
ARC30726S	45 3/8"	32 1/8"	72"	542#	\$3642	\$4051
ARC30726A	38 5/8"	32 1/8"	72"	478#	\$3358	\$3768



7-Tier Complete Letter (336 LFI)						
◆ ARC24827S	37"	26"	82 1/2"	427#	\$3264	\$3673
◆ ARC24827A	31 1/2"	26"	82 1/2"	365#	\$2999	\$3406
Legal (420 LFI)						
ARC30827S	45 3/8"	32 1/8"	82 1/2"	588#	\$4047	\$4451
ARC30827A	38 5/8"	32 1/8"	82 1/2"	516#	\$3724	\$4129



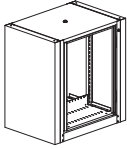
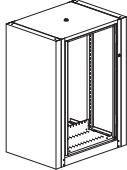
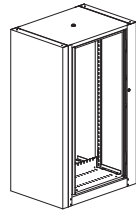
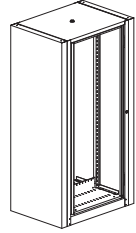
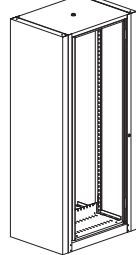

8-Tier Complete Letter (384 LFI)						
ARC24938S	37"	26"	93"	478#	\$3662	N/A
ARC24938A	31 1/2"	26"	93"	408#	\$3373	N/A
Legal (480 LFI)						
ARC30938S	45 3/8"	32 1/8"	93"	632#	\$4558	N/A
ARC30938A	38 5/8"	32 1/8"	93"	550#	\$4240	N/A

Complete units have slotted shelves with two (2) file dividers per 24" wide shelf; three (3) file dividers per 30" wide shelf.

**S: Starter, A: Adder

◆ Indicates Kwik-Ship models.

EMPTY CABINET

	Model No.	W	D	H	Wt.	Knockdown List Price	Assembled List Price "B"
	3-Tier Empty						
	Letter						
	ARC24403ES	37"	26"	40"	238#	\$1739	\$2058
	ARC24403EA	31 1/2"	26"	40"	206#	\$1426	\$1746
	Legal						
	ARC30403ES	45 3/8"	32 1/8"	40"	326#	\$2135	\$2454
	ARC30403EA	38 5/8"	32 1/8"	40"	286#	\$1824	\$2144
	4-Tier Empty						
	Letter						
	ARC24504ES	37"	26"	50"	260#	\$1793	\$2113
	ARC24504EA	31 1/2"	26"	50"	220#	\$1537	\$1856
	Legal						
	ARC30504ES	45 3/8"	32 1/8"	50"	348#	\$2197	\$2516
	ARC30504EA	38 5/8"	32 1/8"	50"	300#	\$1850	\$2170
	5-Tier Empty						
	Letter						
	ARC24615ES	37"	26"	61"	282#	\$1850	\$2170
	ARC24615EA	31 1/2"	26"	61"	234#	\$1609	\$1928
	Legal						
	ARC30615ES	45 3/8"	32 1/8"	61"	368#	\$2243	\$2562
	ARC30615EA	38 5/8"	32 1/8"	61"	314#	\$1986	\$2305
	6-Tier Empty						
	Letter						
	ARC24726ES	37"	26"	72"	303#	\$2289	\$2692
	ARC24726EA	31 1/2"	26"	72"	247#	\$2052	\$2456
	Legal						
	ARC30726ES	45 3/8"	32 1/8"	72"	399#	\$2822	\$3229
	ARC30726EA	38 5/8"	32 1/8"	72"	335#	\$2539	\$2946
	7-Tier Empty						
	Letter						
	ARC24827ES	37"	26"	82 1/2"	323#	\$2565	\$2970
	ARC24827EA	31 1/2"	26"	82 1/2"	261#	\$2300	\$2705
	Legal						
	ARC30827ES	45 3/8"	32 1/8"	82 1/2"	423#	\$3159	\$3565
	ARC30827EA	38 5/8"	32 1/8"	82 1/2"	351#	\$2847	\$3253
	8-Tier Empty						
	Letter						
	ARC24938ES	37"	26"	93"	345#	\$2856	N/A
	ARC24938EA	31 1/2"	26"	93"	275#	\$2576	N/A
	Legal						
	ARC30938ES	45 3/8"	32 1/8"	93"	437#	\$3543	N/A
	ARC30938EA	38 5/8"	32 1/8"	93"	355#	\$3163	N/A

Casegoods

Modular
Desking

Conference &
Training Tables

Hospitality/
Breakroom

Seating

Folding/
Stacking

Ergonomic
Desks

High Density
Storage/Filing

Mailroom
Furniture

IT Furniture

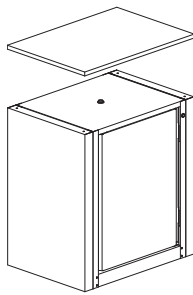
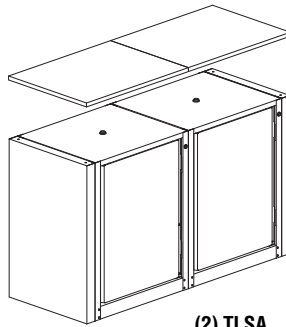
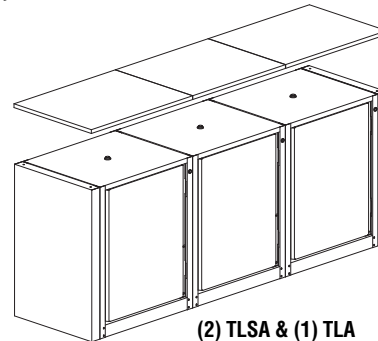
Small Office
& Home Office

Drafting
Furniture

WORK SURFACES FOR 3-,4- AND 5-TIER ARC

Model Number	Description	W	D	H	Wt.	Melamine List Price	Laminate List Price
							Lam Suffix
TLS	Letter Starter Top	37 1/16"	23 3/16"	1"	25#	\$293	\$381
TLA	Letter Adder Top	31 1/2"	26 3/16"	1"	22#	\$293	\$381
TLSA	Letter Starter/Adder Top	34 5/16"	26 3/16"	1"	25#	\$293	\$381
TGS	Legal Starter Top	45 9/16"	32 3/16"	1"	30#	\$293	\$381
TGA	Legal Adder Top	38 3/4"	32 3/16"	1"	28#	\$293	\$381
TGSA	Legal Starter/Adder Top	42 3/16"	32 3/16"	1"	30#	\$293	\$381

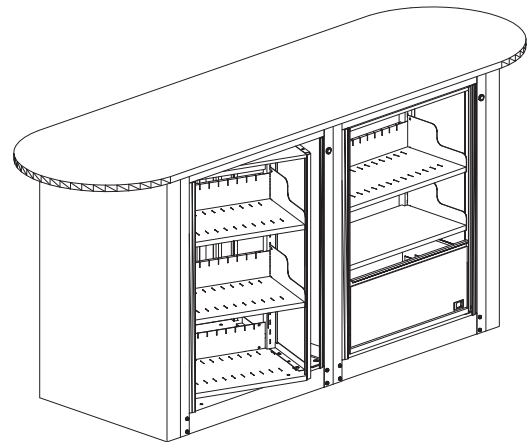
Example: When ordering a work surface for a letter unit, order one TLS. When ordering two letter units, order two TLSA. When ordering multiple units, order two TLSA and one TLA for every additional unit.

**TLS****(2) TLSA****(2) TLSA & (1) TLA****NEW ARC™ ROTARY WORK CENTER**

The ARC™ Work Center provides for storage with a convenient oval-shaped work surface for materials viewing or meeting area requirements. The Work Center is available in letter and legal depths with base units as shown below (AITB3L2 or AITB3G2) or you can design those units to your needs by ordering individual components. Contact Customer Service or Space Planning for assistance if required. Work Center bases are available in all Mayline standard paint colors and tops are available in standard HPL laminates.

ARC Rotary Work Center (as shown at right) consists of:

- 1 ARC in the Box 3-tier Starter; 1 ARC in the Box 3-tier Adder
- 8 Slotted Shelves with Adjustable File Dividers
- 1 Pass-Through Shelf Unit
- 2 Roll Out Drawers
- 1 Oval Top
- **Base and Top to be ordered separately.**
- Available in Letter or Legal depth.



Model Number	Description	W	D	H	Wt.	List Price
TLWC	Letter Oval Work Center Top	94 1/4"	27 1/4"	1"	38#	\$455
TGWC	Legal Oval Work Center Top	116 1/2"	33 1/4"	1"	48#	\$598
TLWC01	Letter Rectangular Work Center Top	94 3/4"	27"	1"	38#	\$455
TGWC01	Rectangular Work Center Top	116 1/2"	33"	1"	48#	\$598

LETTER DEPTH ARC WORK CENTER

AITB3L2 (Letter)	2 Base ARC units as shown (3-tier Letter)	\$5064
TLWC	1 Oval HPL Top – 94 1/4" x 1" x 27 1/4"	\$455

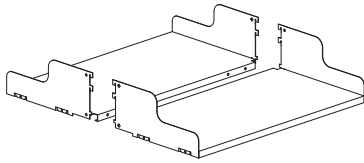
List Price: \$5519

LEGAL DEPTH ARC WORK CENTER

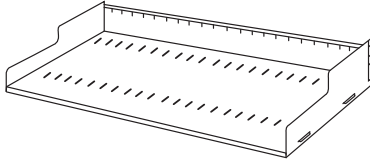
AITB3G2 (Legal)	2 Base ARC units as shown (3-tier Legal)	\$6319
TGWC	1 Oval HPL Top – 116 1/2" x 1" x 33 1/4"	\$598

List Price: \$6917

COMPONENTS

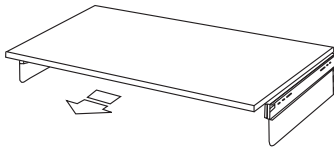


Model No.	W	H	D	Wt.	List Price
Pass Through Shelf					
ARCPS2412	24"	3/4"	12"	18#	\$140
ARCPS3015	30"	3/4"	15"	22#	\$165



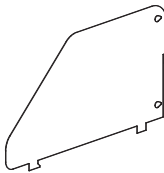
Slotted Shelves (SLF)

ARC2412SLF	24"	6"	12"	8#	\$58
ARC3015SLF	30"	6"	15"	12#	\$73



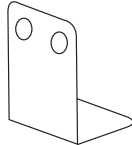
Pull Out Reference Shelves (RS)

❖ ARC2412RS	24"	—	12"	20#	\$242
ARC3015RS	30"	—	15"	23#	\$254



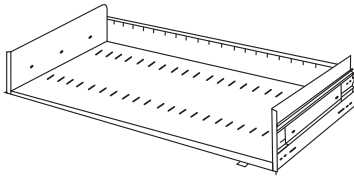
Adjustable File Dividers(DV) – Standard Pack of 6:

❖ F12DV6	—	6"	12"	6#	\$34
F15DV6	—	6"	15"	7 1/2#	\$39



Magnetic File Dividers (MDV)

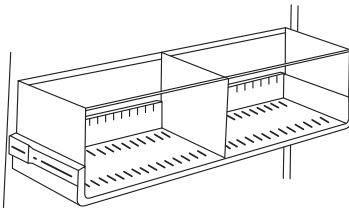
AMDV	6 3/4"	7 1/2"	4 1/4"	1 1/2#	\$39
-------------	--------	--------	--------	--------	------



Rollout Shelves (ROSLF)

ARC2412ROSLF	24"	6"	12"	22#	\$242
ARC3015ROSLF	30"	6"	15"	25#	\$276

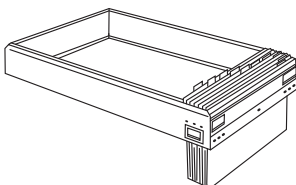
Note: When ordering rollout accessories, **Upright Rollout Supports** must be ordered for each side of the ARC Rotary File with installed rollout accessories. (See page 254)



Hanging File Frame Kit (HFK)

Used in conjunction with rollout shelves as shown.

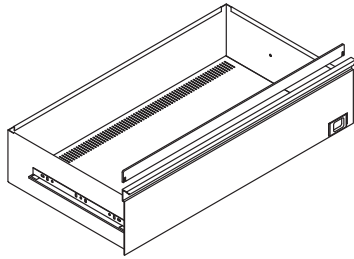
ARC2412HFK	24"	9"	12"	11#	\$114
ARC3015HFK	30"	9"	15"	13#	\$152



Rollout Hanging Frames (ROHF)

ARC2412ROHF	24"	—	12"	12 1/2#	\$242
ARC3015ROHF	30"	—	15"	13 1/2#	\$259

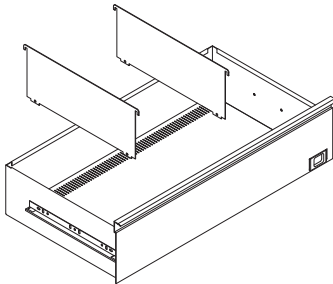
Note: When ordering rollout accessories, **Upright Rollout Supports** must be ordered for each side of the ARC Rotary File with installed rollout accessories. (See page 254)

COMPONENTS (CONTINUED)

Note: When ordering rollout accessories, **Upright Rollout Supports** must be ordered for each side of the ARC Rotary File with installed rollout accessories. (See below)

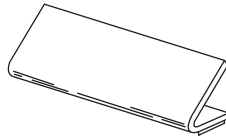
Rollout Drawers (ROD)

Model No.	H	D	Wt.	List Price
ARC2412ROD60	6"	12"	18#	\$242
ARC3015ROD60	6"	15"	20#	\$289
ARC2412ROD75	7 1/2"	12"	23#	\$253
ARC3015ROD75	7 1/2"	15"	25#	\$295
ARC2412ROD90	9"	12"	27#	\$263
ARC3015ROD90	9"	15"	30#	\$275
ARC2412ROD105	10 1/2"	12"	32#	\$289
ARC3015ROD105	10 1/2"	15"	36#	\$314
ARC2412ROD120	12"	12"	37#	\$321
ARC3015ROD120	12"	15"	41#	\$344

**Inserts & Partitions for Rollout Drawers**

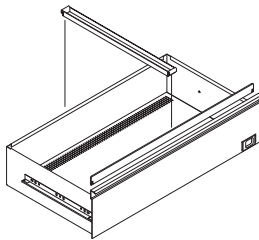
Model No.	H	D	Wt.	List Price
ARC12P	6"	LTR	9#	\$14
ARC15P	6"	LGL	11#	\$19

Note: Partitions are to be used in the 6" tall Arc rollout drawers only. Sold individually.

**Magnetic Followers (MF)**

To be used for cards filed in drawers.

Model No.	H	W	Wt.	List Price
ARC35MF	3"	5"	3/4#	\$41
ARC37MF	3"	7"	1#	\$43

**Converter Bar (CB)**

Use with rollout drawers or hanging frame kits.

To file front-to-back, use the following converter bars:


- Sold individually, not in pairs.

Model No.	D	Wt.	List Price
ARC12CB	12"	1#	\$53
ARC15CB	15"	1#	\$56

Upright Rollout Supports (sold in pairs)

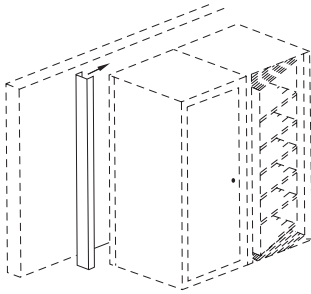
Required on each side of ARC Rotary File with Rollout Components.

Model No.	Description	List Price	Model No.	Description	List Price
URS3	3-Tier Supports	\$69	URS6	6-Tier Supports	\$69
URS4	4-Tier Supports	\$69	URS7	7-Tier Supports	\$69
URS5	5-Tier Supports	\$69	URS8	8-Tier Supports	\$69

**Center Panels (CP)**

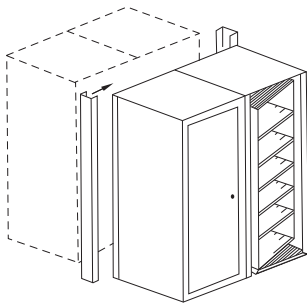
Used as security or privacy panel between front and back sections of cabinet.

Model No.	W	H	Wt.	List Price
ARC2440CP	23"	3-tier	8#	\$121
ARC3040CP	29"	3-tier	10#	\$126
ARC2450CP	23"	4-tier	11#	\$126
ARC3050CP	29"	4-tier	14#	\$134
ARC2461CP	23"	5-tier	14#	\$134
ARC3061CP	29"	5-tier	17#	\$141
ARC2472CP	23"	6-tier	19#	\$140
ARC3072CP	29"	6-tier	24#	\$148
ARC2482CP	23"	7-tier	22#	\$155
ARC3082CP	29"	7-tier	28#	\$165
ARC2493CP	23"	8-tier	25#	\$178
ARC3093CP	29"	8-tier	32#	\$190

**Wall Closure Strips (WCS)**

Closes space between ARC unit and wall. Letter: 5 1/4", Legal: 6 1/2".

Model No.	D	H	Wt.	List Price
ARC2440WCS	12"	3-tier	8#	\$79
ARC3040WCS	15"	3-tier	10#	\$79
ARC2450WCS	12"	4-tier	10#	\$79
ARC3050WCS	15"	4-tier	12#	\$79
ARC2461WCS	12"	5-tier	12#	\$79
ARC3061WCS	15"	5-tier	14#	\$79
ARC2472WCS	12"	6-tier	18#	\$79
ARC3072WCS	15"	6-tier	20#	\$79
ARC2482WCS	12"	7-tier	23#	\$94
ARC3082WCS	15"	7-tier	28#	\$94
ARC2493WCS	12"	8-tier	27#	\$109
ARC3093WCS	15"	8-tier	30#	\$109

**Back-to-Back Closure Strips (BTB)**

Used to enclose the space between two ARC units when placed back-to-back.
Letter: 10 1/2", Legal: 13".

Model No.	D	H	Wt.	List Price
ARC2440BTB	LTR	3-tier	14#	\$94
ARC3040BTB	LGL	3-tier	16#	\$94
ARC2450BTB	LTR	4-tier	16#	\$94
ARC3050BTB	LGL	4-tier	18#	\$94
ARC2461BTB	LTR	5-tier	18#	\$94
ARC3061BTB	LGL	5-tier	20#	\$94
ARC2472BTB	LTR	6-tier	32#	\$94
ARC3072BTB	LGL	6-tier	32#	\$94
ARC2482BTB	LTR	7-tier	40#	\$109
ARC3082BTB	LGL	7-tier	40#	\$109
ARC2493BTB	LTR	8-tier	48#	\$124
ARC3093BTB	LGL	8-tier	48#	\$124

**End Panel Assemblies (EP)**

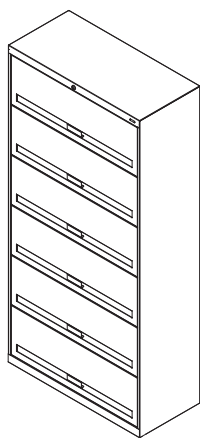
Model No.	D	H	Wt.	List Price
ARC2440EP	LTR	3-tier	17#	\$351
ARC3040EP	LGL	3-tier	21#	\$363
ARC2450EP	LTR	4-tier	21#	\$363
ARC3050EP	LGL	4-tier	25#	\$377
ARC2461EP	LTR	5-tier	25#	\$377
ARC3061EP	LGL	5-tier	28#	\$389
ARC2472EP	LTR	6-tier	29#	\$389
ARC3072EP	LGL	6-tier	33#	\$438
ARC2482EP	LTR	7-tier	32#	\$438
ARC3082EP	LGL	7-tier	37#	\$453
ARC2493EP	LTR	8-tier	36#	\$488
ARC3093EP	LGL	8-tier	42#	\$520

FLIP 'N FILE CABINET

(NOTE: Not on GSA)

GIZA/CAP

- The Flip 'n File Cabinet comes fully assembled and ready to use. Choose from a cabinet without doors ("N") or a cabinet with locking doors ("D").
- Shelves are fixed with a 10"H clear spacing between shelves.
- 120 lb. load capacity per shelf.
- Inside width dimension of each shelf is 34".
- **Accommodates letter or legal filing.**
- All units come with 4 file dividers per shelf.
- Additional dividers are available.
- Lock is located at the top of the cabinet.
- Lead-time is 15 working days.
- Standard Finishes: Pebble Gray, Sand Beige and Black Only.







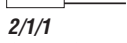
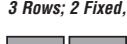






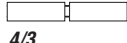



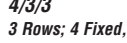

Model No.	Description	W	Size H	D	Wt.	List Price
FFN5	5 Tier without Doors	36"	63 1/2"	17"	110#	\$1311
FFD5	5 Tier with Doors	36"	63 1/2"	17"	160#	\$1819
FFN6	6 Tier without Doors	36"	75 1/4"	17"	130#	\$1460
FFD6	6 Tier with Doors	36"	75 1/4"	17"	186#	\$2015
FFN7	7 Tier without Doors	36"	87"	17"	142#	\$1640
FFD7	7 Tier with Doors	36"	87"	17"	212#	\$2324
FFD	Additional Dividers					\$3

Note: For keyed-alike cabinets, add a "K" to the end of the model number and \$50 to the list price per cabinet.

KWIK TRACK

To increase filing density, Flip 'n File shelving can also mount to Kwik-Track systems creating either a bi-file or tri-file sliding shelving system. In either configuration, the rear row of cabinets are stationary with cabinets in front mounted on a sliding carriage on a track mounted to the floor.

- Heavy-duty aluminum track construction supports 3,500 lbs. per carriage.
- Anti-tip built into base for stability and easy installation.
- Systems are complete with cabinets and track. Four dividers per shelf are included.
- Track system has a brushed aluminum finish. Floor mounting hardware included.
- Track adds 2 3/4" to overall height of system.
- All configurations below have doors.

	Model No.	Description	Dimensions	Wt.	List Price
	FF521	2/1 5-Tier Cabinet	78"W x 36"D	505#	\$6720
	FF532	3/2 5-Tier Cabinet	116"W x 36"D	840#	\$11366
	FF543	4/3 5-Tier Cabinet	156"W x 36"D	1165#	\$15898
	FF5211	2/1/1 5-Tier Cabinet	78"W x 56"D	660#	\$9801
	FF5322	3/2/2 5-Tier Cabinet	116"W x 56"D	1150#	\$17272
	FF5433	4/3/3 5-Tier Cabinet	156"W x 56"D	1630#	\$24518
	FF621	2/1 6-Tier Cabinet	78"W x 36"D	505#	\$7308
	FF632	3/2 6-Tier Cabinet	116"W x 36"D	840#	\$12344
	FF643	4/3 6-Tier Cabinet	156"W x 36"D	1165#	\$17269
	FF6211	2/1/1 6-Tier Cabinet	78"W x 56"D	660#	\$10585
	FF6322	3/2/2 6-Tier Cabinet	116"W x 56"D	1150#	\$18644
	FF6433	4/3/3 6-Tier Cabinet	156"W x 56"D	1630#	\$26476
	FF721	2/1 7-Tier Cabinet	78"W x 36"D	535#	\$8233
	FF732	3/2 7-Tier Cabinet	116"W x 36"D	905#	\$13888
	FF743	4/3 7-Tier Cabinet	156"W x 36"D	1245#	\$19429
	FF7211	2/1/1 7-Tier Cabinet	78"W x 56"D	745#	\$11820
	FF7322	3/2/2 7-Tier Cabinet	116"W x 56"D	1295#	\$20803
	FF7433	4/3/3 7-Tier Cabinet	156"W x 56"D	1825#	\$29563

Note: For keyed-alike cabinets, add a "K" to the end of the model number and \$50 to the list price per cabinet.

DECORATIVE ENHANCEMENTS

Our designer friendly solution that enhances Kwik-File's filing and storage products. Aesthetically pleasing magnetic fabric, veneer or vinyl options are available in a wide variety of colors and patterns.

Note: Kwik-File strongly suggests that Decorative Enhancements should not be utilized with film, diagnostic or electronic media due to the magnetic backing.

- Magnetic fabric or vinyl material installs in minutes.
- Guilford of Maine fabrics, 4 wood grain vinyl patterns, 2 patterned vinyls, and 3 veneer options available.
- Accessories can be used on most of our filing and storage products. ARC Doors, Mobile End Panels, 4-Post Uprights and Back Panels etc.
- The magnetic Dry Erase boards include a sandstone finish, eraser and marker.
- Coat Hook will support up to 11 lbs.
- Call Customer Service for veneer pricing.

ARC ROTARY CABINETS - DOOR

Model No.	Description	Width	Length	List Price Each
DAD3L	ARC 3-Tier Letter Dr.	25"	34 3/4"	\$168
DAD3G	ARC 3-Tier Legal Dr.	31"	34 3/4"	\$229
DAD4L	ARC 4-Tier Letter Dr.	25"	45 1/4"	\$199
DAD4G	ARC 4-Tier Legal Dr.	31"	45 1/4"	\$267
DAD5L	ARC 5-Tier Letter Dr.	25"	55 3/4"	\$229
DAD5G	ARC 5-Tier Legal Dr.	31"	55 3/4"	\$297
DAD6L	ARC 6-Tier Letter Dr.	24"	66 1/4"	\$261
DAD6G	ARC 6-Tier Legal Dr.	30"	66 1/4"	\$342
DAD7L	ARC 7-Tier Letter Dr.	24"	76 3/4"	\$297
DAD7G	ARC 7-Tier Legal Dr.	30"	76 3/4"	\$342
DAD8L	ARC 8-Tier Letter Dr.	24"	87 1/4"	\$322
DAD8G	ARC 8-Tier Legal Dr.	30"	87 1/4"	\$427

4-POST SHELVING - UPRIGHTS

Model No.	Description	Width	Length	List Price Each
DFU1265	4-Post Uprights Single Face Letter	12"	65"	\$168
DFU1565	4-Post Uprights Single Face Legal	15"	65"	\$224
DFU2465	4-Post Uprights Double Face Letter	24"	65"	\$261
DFU3065	4-Post Uprights Double Face Legal	30"	65"	\$342
DFU1276	4-Post Uprights Single Face Letter	12"	76"	\$199
DFU1576	4-Post Uprights Single Face Legal	15"	76"	\$236
DFU2476	4-Post Uprights Double Face Letter	24"	76"	\$297
DFU3076	4-Post Uprights Double Face Legal	30"	76"	\$390
DFU1286	4-Post Uprights Single Face Letter	12"	86"	\$217
DFU1586	4-Post Uprights Single Face Legal	15"	86"	\$261
DFU2486	4-Post Uprights Double Face Letter	24"	86"	\$297
DFU3086	4-Post Uprights Double Face Legal	30"	86"	\$427
DFU1297	4-Post Uprights Single Face Letter	12"	97"	\$236
DFU1597	4-Post Uprights Single Face Legal	15"	97"	\$278
DFU2497	4-Post Uprights Double Face Letter	24"	97"	\$347
DFU3097	4-Post Uprights Double Face Legal	30"	97"	\$471

4-POST SHELVING - BACK PANELS

Model No.	Description	Width	Length	List Price Each
DFB3665	4-Post Back Panel	36"	65"	\$372
DFB3676	4-Post Back Panel	36"	76"	\$427
DFB3686	4-Post Back Panel	36"	86"	\$471
DFB3697	4-Post Back Panel	36"	97"	\$508
DFB4265	4-Post Back Panel	42"	65"	\$415
DFB4276	4-Post Back Panel	42"	76"	\$471
DFB4286	4-Post Back Panel	42"	86"	\$521
DFB4297	4-Post Back Panel	42"	97"	\$564
DFB4865	4-Post Back Panel	48"	65"	\$440
DFB4876	4-Post Back Panel	48"	76"	\$514
DFB4886	4-Post Back Panel	48"	86"	\$558
DFB4897	4-Post Back Panel	48"	97"	\$600

ACCESSORIES - TACK BOARD, DRY ERASE, AND COAT HOOK

Model No.	Description	Width	Length	List Price Each
Tack Board				
D100	Tack Board	12"	40"	\$161
D200	Tack Board	24"	40"	\$286
Dry Erase				
D300	Dry Erase Sand Stone Finish	12"	40"	\$149
D400	Dry Erase Sand Stone Finish	24"	40"	\$224
Coat Hook				
D500	Coat Hook	4"	8"	\$72

Note: Coat hook will support up to 11 lbs.

MOBILE AISLE - END PANELS FIX

Model No.	Description	Width	Length	List Price Each
DME1265F	Mobile End Panels Single Face Letter	12"	65"	\$168
DME1565F	Mobile End Panels Single Face Legal	15"	65"	\$224
DME1865F	Mobile End Panels Single Face X-Ray	18"	65"	\$239
DME2465F	Mobile End Panels Double Face Letter	24"	65"	\$261
DME3065F	Mobile End Panels Double Face Legal	30"	65"	\$342
DME3665F	Mobile End Panels Double Face X-Ray	36"	65"	\$368
DME1276F	Mobile End Panels Single Face Letter	12"	76"	\$199
DME1576F	Mobile End Panels Single Face Legal	15"	76"	\$236
DME1876F	Mobile End Panels Single Face X-Ray	18"	76"	\$270
DME2476F	Mobile End Panels Double Face Letter	24"	76"	\$297
DME3076F	Mobile End Panels Double Face Legal	30"	76"	\$390
DME3676F	Mobile End Panels Double Face X-Ray	36"	76"	\$423
DME1286F	Mobile End Panels Single Face Letter	12"	86"	\$217
DME1586F	Mobile End Panels Single Face Legal	15"	86"	\$261
DME1886F	Mobile End Panels Single Face X-Ray	18"	86"	\$295
DME2486F	Mobile End Panels Double Face Letter	24"	86"	\$322
DME3086F	Mobile End Panels Double Face Legal	30"	86"	\$427
DME3686F	Mobile End Panels Double Face X-Ray	36"	86"	\$466
DME1297F	Mobile End Panels Single Face Letter	12"	97"	\$236
DME1597F	Mobile End Panels Single Face Legal	15"	97"	\$278
DME1897F	Mobile End Panels Single Face X-Ray	18"	97"	\$319
DME2497F	Mobile End Panels Double Face Letter	24"	97"	\$347
DME3097F	Mobile End Panels Double Face Legal	30"	97"	\$471
DME3697F	Mobile End Panels Double Face X-Ray	36"	97"	\$503

MOBILE AISLE - END PANELS MOVABLE

Model No.	Description	Width	Length	List Price Each
DME1865M	Mobile End Panels Single Face X-Ray	18"	65"	\$242
DME2465M	Mobile End Panels Double Face Letter	24"	65"	\$261
DME3065M	Mobile End Panels Double Face Legal	30"	65"	\$342
DME3665M	Mobile End Panels Double Face X-Ray	36"	65"	\$372
DME1876M	Mobile End Panels Single Face X-Ray	18"	76"	\$272
DME2476M	Mobile End Panels Double Face Letter	24"	76"	\$297
DME3076M	Mobile End Panels Double Face Legal	30"	76"	\$390
DME3676M	Mobile End Panels Double Face X-Ray	36"	76"	\$427
DME1886M	Mobile End Panels Single Face X-Ray	18"	86"	\$297
DME2486M	Mobile End Panels Double Face Letter	24"	86"	\$322
DME3086M	Mobile End Panels Double Face Legal	30"	86"	\$427
DME3686M	Mobile End Panels Double Face X-Ray	36"	86"	\$466
DME1897M	Mobile End Panels Single Face X-Ray	18"	97"	\$322
DME2497M	Mobile End Panels Double Face Letter	24"	97"	\$347
DME3097M	Mobile End Panels Double Face Legal	30"	97"	\$471
DME3697M	Mobile End Panels Double Face X-Ray	36"	97"	\$503

INSERTABLES®**INSERTABLES® SYSTEMS**

The unique Insertables® shelving system fits any standard overhead cabinet, or can be used to organize storage cabinet shelves, or even on desktops as a mini-sorter. Store forms, literature, file folders, binders, and more!

- Patented Kwik-Shelf™ system provides locking shelves that adjust on 1/2"H increments.
- Centered thumb-cuts and beveled front shelf flanges allow quick retrieval of materials.
- All-steel construction will last a lifetime. Rubber feet add stability and surface protection.

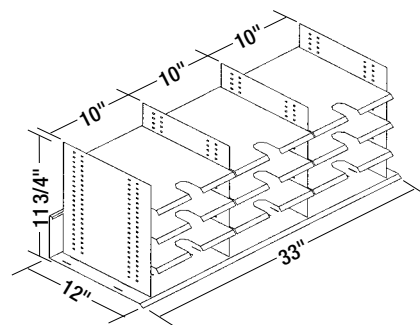
Standard Finishes: Pebble Gray only

Kwik-Ship Finish: Pebble Gray only

Manager's System

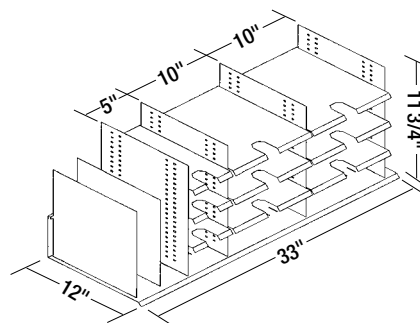
Provides 12 pockets, each 10"W x 12"D x 3"H (height adjustable in 1/2" increments).

Model No.	Wt./ Cartons	List Price
KB3312D	33# / 1	\$367

**Administrator's System**

Provides eight 10"W x 12"D x 3"H and four 5"W x 12"D x 3"H pockets (height adjustable in 1/2" increments). Two dividers.

Model No.	Wt./ Cartons	List Price
KB3312E	33# / 1	\$411



FILING CARTS (NOTE: Not on GSA)

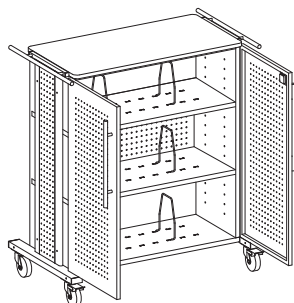


Three attractive and lockable carts that can be used to store or transport important documents with scratch resistant, laminate tops provide a useful work surface. Ships within 72 hours.

- Scratch resistant, laminate tops provide a useful work surface.
- Lockable.
- Heavy-duty casters (two locking).
- Ready to assemble.
- **Finish:** Sand paint with Gray Matrix laminate worksurface **only**.
- All models in all finishes are available on both the Kwik-Ship and Fast Freight delivery programs with no quantity limitations.

LETTER/LEGAL CART

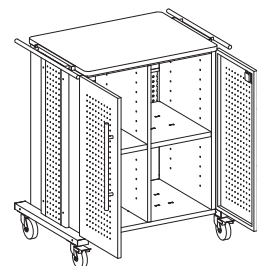
- Can store either letter or legal files.
- Three shelves, two of which are adjustable on 1 1/4"H increments.
- Two dividers per shelf.



Model No.	Description	Width	Depth	Height	List Price
❖ FC101	File Cart	42 3/4"	26 1/2"	46 3/4"	\$1060

X-RAY CART

- Supports up to 350 lbs.
- Two shelves separated by a partition creating four sections.
- One divider per section.
- Shelves adjust on 1 1/4"H increments.



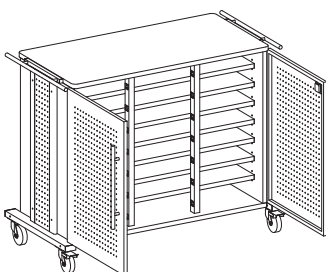
Model No.	Description	Width	Depth	Height	List Price
❖ XC101*	File Cart	35"	26 1/2"	40"	\$1060

*Note: Limited quantities available.

LAPTOP CART

- Stores up to 24 laptops.
- Perforated steel doors and back panel provide proper ventilation.
- Two UL-listed multi-socket power strips, 24 outlets (timer not included).
- Shelves adjust on 1 1/4"H increments.
- Top is Gray Maytrix and paint is Sand.

Note: Electrical limitations require that each power strip be plugged into separate circuits, not just separate outlets.



Model No.	Description	Width	Depth	Height	List Price
❖ LC101	Laptop Cart	50 1/2"	26 1/2"	40"	\$1327

❖ Indicates Kwik-Ship models.

MOBILIZERS™ (NOTE: Not on GSA)

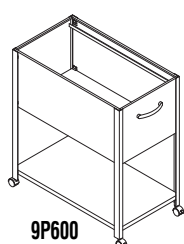
FAST Freight

KWIK-SHIP
72 HOURS

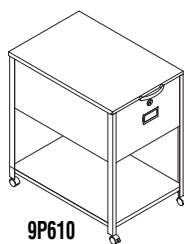
- Mobile storage for letter and legal size hanging files.
- Heavy-gauge steel construction with 4 non-locking casters.
- Models available with or without sliding top and full-extension drawer.
- Units with lower shelf accommodate full-height binders and all units fit under most desks.
- Units with sliding top and/or drawer feature lock.
- Drawer pull included.
- All models are UPS-able. Ready-to-assemble.
- All models in all finishes are available on both the Kwik-Ship and Fast Freight delivery programs with no quantity limitations.

Kwik-Ship Finishes: Black, Gray Value 1 and Sand.


Model No.	Description	Dimensions	Wt.	List Price
Letter Size				
9P600	Open File	27"H x 14"W x 26"D	28#	\$169
9P610	File with lid	27"H x 14"W x 26"D	34#	\$215
9P620	File with lid and drawer	27"H x 14 3/4"W x 26"D	57#	\$368
Legal Size				
9P611	File with lid	27"H x 17"W x 26"D	38#	\$243
9P621	File with lid and drawer	27"H x 17 3/4"W x 26"D	64#	\$413



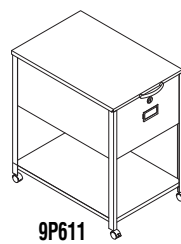
9P600



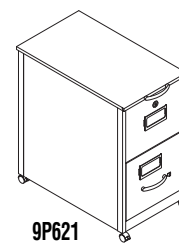
9P610



9P620



9P611



9P621

PEDESTALS

KWIK-SHIP
72 HOURS

- Replacement lock core kits available for keying alike. See page 144 for details.
- All models in all finishes are available on the Kwik-Ship delivery program with no quantity limitations.

Steel Drawer Pedestals

- 17 1/2" deep pedestals do not accept legal hanging files. 24" deep pedestals accept either letter or legal hanging files.
- 23-gauge welded steel cabinet with standard lock.
- 23-gauge steel drawer fronts and bodies with full-extension ball bearing extensions on all drawers.
- Each drawer features a full-width recessed pull.
- All pedestals come standard with four leveling feet.
- Mobile kits sold separately include heavy-gauge steel lid, four casters and counter-weight. (Adds 1/2" to height)
- Kwik-Ship Finishes: Black, Light Gray (matches Steelcase Gray Value 1) and Dark Gray (matches Steelcase Gray Value 5).
- Also available in all standard paint finishes. Add "C" prefix to Model No.

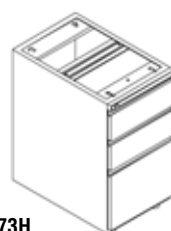
Model No.	Description	Dimensions	Wt.	List Price/Stocked	C Prefix List Price/Painted
P172H	File/File Pedestal	15"W x 17 1/2"D x 27 3/4"H	40#	\$321	\$395
P173H	Box-Box-File Pedestal	15"W x 17 1/2"D x 27 3/4"H	45#	\$321	\$395
P17MH	Mobile Kit for 17 1/2"D pedestals		25#	\$66	\$89
P242H	File/File Pedestal	15"W x 23"D x 27 3/4"H	50#	\$335	\$407
P243H	Box-Box-File Pedestal	15"W x 23"D x 27 3/4"H	55#	\$335	\$407
P24MH	Mobile Kit for 24"D pedestals		27#	\$66	\$89



P172H



P172H with
P17MH



P173H



P173H with
P17MH

Casegoods

Modular
Desking

Conference &
Training Tables

Hospitality/
Breakroom

Seating

Folding/
Stacking

Ergonomic
Desks

High Density
Storage/Filing

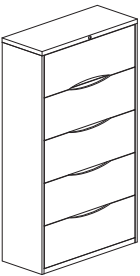
Mailroom
Furniture

IT Furniture

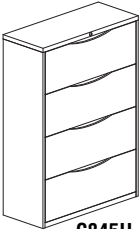
Small Office
& Home Office

Drafting
Furniture

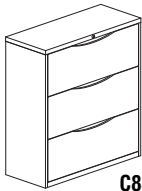
LATERAL FILES



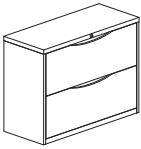
C847H



C845H




C843H



C841H

- Heavy duty, full drawer extension on steel ball bearing telescoping slides.
- All units feature anti-tipping drawer interlock system that allows only one drawer open at a time.
- Stylish, recessed drawer pull.
- Side to side rails support letter, legal and/or A4 filing.
- Top drawer of 5-Drawer Lateral is a roll-out shelf.
- All files ship keyed-alike.
- Single key removable lock.
- Features adjustable leveling glides.
- Counter weight included to meet ANSI/BIFMA stability requirements.
- **Available in Black, Medium Tone, Desert Sage, Mist and Putty. Additional Mayline Corporate Colors available for project quantities of 20 or more and an 8-10 week lead time for no additional charge.**

Model No.	Description	Dimensions	Wt.	List Price
C847H	42"W, 5-Drawer Lateral File	42"W x 18 3/8"D x 64 1/8"H	253#	\$1653
C846H	36"W, 5-Drawer Lateral File	36"W x 18 3/8"D x 64 1/8"H	231#	\$1544
C845H	42"W, 4-Drawer Lateral File	42"W x 18 3/8"D x 52"H	206#	\$1385
C844H	36"W, 4-Drawer Lateral File	36"W x 18 3/8"D x 52"H	188#	\$1226
C843H	42"W, 3-Drawer Lateral File	42"W x 18 3/8"D x 39 3/4"H	163#	\$1060
C842H	36"W, 3-Drawer Lateral File	36"W x 18 3/8"D x 39 3/4"H	147#	\$985
C841H	36"W, 2-Drawer Lateral File	36"W x 18 3/8"D x 27 1/2"H	107#	\$815

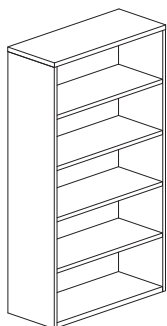


LATERAL FILES ON KWIK-TRACK

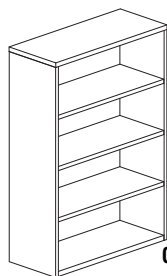
- To increase filing density, lateral files can also mount to Kwik-Track. In either configuration, the rear row of cabinets are stationary with cabinets in front mounted on a sliding carriage on a track mounted to the floor.
- Track adds 2 3/4" to height of overall system.

Model No.	Description	Dimensions	Wt.	List Price
LAT36521	2/1 Lateral 36"L/5 Drawer System	78"W x 39 1/2"D	739#	\$5961
LAT365211	2/1/1 Lateral 36"L/5 Drawer System	78"W x 60 3/4"D	970#	\$8772
LAT36532	3/2 Lateral 36"L/5 Drawer System	116"W x 39 1/2"D	1201#	\$9730
LAT365322	3/2/2 Lateral 36"L/5 Drawer System	116"W x 60 3/4"D	1722#	\$15464
LAT36543	4/3 Lateral 36"L/5 Drawer System	156"W x 39 1/2"D	1709#	\$14116
LAT365433	4/3/3 Lateral 36"L/5 Drawer System	156"W x 60 3/4"D	2379#	\$21933
LAT42521	2/1 Lateral 42"L/5 Drawer System	90"W x 39 1/2"D	805#	\$6415
LAT425211	2/1/1 Lateral 42"L/5 Drawer System	90"W x 60 3/4"D	1058#	\$9457
LAT42532	3/2 Lateral 42"L/5 Drawer System	137"W x 39 1/2"D	1334#	\$10769
LAT425322	3/2/2 Lateral 42"L/5 Drawer System	137"W x 60 3/4"D	1840#	\$16477
LAT42543	4/3 Lateral 42"L/5 Drawer System	180"W x 39 1/2"D	1817#	\$15173
LAT425433	4/3/3 Lateral 42"L/5 Drawer System	180"W x 60 3/4"D	2599#	\$23600

BOOKCASES



CBC5



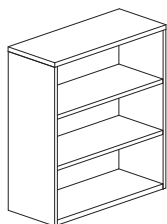
CBC4

- All steel construction.
- Shelves adjust in 1" increments.
- 13"D shelves easily accommodate 3-ring binders.
- Units assemble easily.
- Shelf count includes bottom of bookcase.

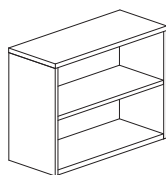
- Heights align with CSII desking and hutches.
- Backed by Mayline's Limited Lifetime Warranty.
- Add a "P" after model number for finishes other than standard listed below.
- Contact Customer Service for additional color availability and upcharges.

• **Available in Black, Medium Tone, Desert Sage, Mist and Putty. Additional Mayline Corporate Colors available for a 20% upcharge on a two-week lead time. For project quantities of 20 or more and an 8-10 week lead time, there is NO upcharge.**

Model No.	Description	Dimensions	Wt.	List Price
CBC5	5-Shelf Bookcase	36"W x 15 1/8"D x 65"H	106#	\$600
CBC4	4-Shelf Bookcase	36"W x 15 1/8"D x 52 1/2"H	86#	\$493
CBC3	3-Shelf Bookcase	36"W x 15 1/8"D x 40"H	64#	\$384
CBC2	2-Shelf Bookcase	36"W x 15 1/8"D x 27 1/2"H	50#	\$312



CBC3



CBC2

PLAN FILES



C-FILES (NOTE: Not on GSA)

Self-contained steel C-Files® have integral cap and can be bolted together for stacking. Drawers have front metal plan depressor and rear hood to keep documents flat and orderly. (Dust covers optional.) High base designed to support one file. Drawer pulls are chrome. Five drawer units support up to 200 sheets per drawer. Ten drawer units support up to 100 sheets per drawer. Files stack five high on flush base, one high on high base.

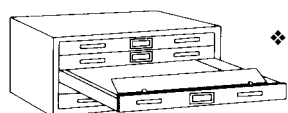
Kwik-Ship paint finishes: Sand Beige, White, Black, Gray

- Select models and finishes are available on the Kwik-Ship delivery program. Look for the "◆" designation in the charts below.
- Quantities are limited to 5 of any model per order. For additional quantities on an expedited lead-time, please call Customer Service to discuss options.

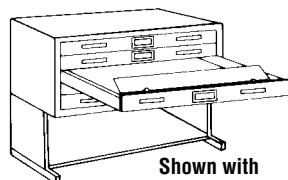
Model No.

Mayline Self-Contained Steel C-Files®

7867-68-69
C-FILE



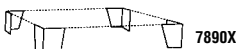
W
Flush Base



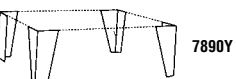
Shown with
High Base



Flush
Base



7890X



7890Y

For 24" x 36" Sheets		Overall Unit Sizes			Inside Drawer Sizes			Wt.	List Price
		W	H	D	W	H	D		
◆ 7867C	Five-Drawer File	40 3/4"	15 3/8"	28 3/8"	37"	2"	25 3/4"	170#	\$1752
7867D	Five-Drawer w/Dust Cover	40 3/4"	15 3/8"	28 3/8"	37"	2"	25 3/4"	177#	\$1945
◆ 7977C	Ten-Drawer File	40 3/4"	15 3/8"	28 3/8"	37"	5/8"	25 3/4"	210#	\$3697
7977D	Ten-Drawer w/Dust Covers	40 3/4"	15 3/8"	28 3/8"	37"	5/8"	25 3/4"	216#	\$4175
◆ 7877	20" High Base with Bookshelf	40 3/4"	20"	28 3/8"	33 3/4"	-	14 1/2"	52#	\$704
◆ 7867W	Flush Base	40 3/4"	4"	28 3/8"	-	-	-	14#	\$305
7890X	Sanitary Base Legs	41"	6"	28 5/8"	-	-	-	15#	\$289
7890Y	Sanitary Base Legs	41"	19 3/8"	28 5/8"	-	-	-	45#	\$620
For 30" x 42" Sheets		Overall Unit Sizes			Inside Drawer Sizes			Wt.	List Price
		W	H	D	W	H	D		
◆ 7868C	Five-Drawer File	46 3/4"	15 3/8"	35 3/8"	43"	2"	32 3/4"	220#	\$2035
7868D	Five-Drawer File w/Dust Covers	46 3/4"	15 3/8"	35 3/8"	43"	2"	32 3/4"	229#	\$2230
◆ 7978C	Ten-Drawer File	46 3/4"	15 3/8"	35 3/8"	43"	5/8"	32 3/4"	305#	\$3853
7978D	Ten-Drawer w/Dust Covers	46 3/4"	15 3/8"	35 3/8"	43"	5/8"	32 3/4"	310#	\$4363
◆ 7878	20" High Base with Bookshelf	46 3/4"	20"	35 3/8"	44 3/4"	-	14 1/2"	63#	\$797
◆ 7868W	Flush Base	46 3/4"	4"	35 3/8"	-	-	-	16#	\$339
7890X	Sanitary Base Legs	47"	6"	35 5/8"	-	-	-	15#	\$289
7890Y	Sanitary Base Legs	47"	19 3/8"	35 5/8"	-	-	-	45#	\$620
For 36" x 48" Sheets		Overall Unit Sizes			Inside Drawer Sizes			Wt.	List Price
		W	H	D	W	H	D		
◆ 7869C	Five-Drawer File	53 3/4"	15 3/8"	41 3/8"	50"	2"	38 3/4"	275#	\$2428
7869D	Five-Drawer File w/Dust Covers	53 3/4"	15 3/8"	41 3/8"	50"	2"	38 3/4"	279#	\$2624
◆ 7979C	Ten-Drawer File	53 3/4"	15 3/8"	41 3/8"	50"	5/8"	38 3/4"	365#	\$4584
7979D	Ten-Drawer w/Dust Covers	53 3/4"	15 3/8"	41 3/8"	50"	5/8"	38 3/4"	350#	\$5211
◆ 7879	20" High Base with Bookshelf	53 3/4"	20"	41 3/8"	51 3/4"	-	14 1/2"	70#	\$878
◆ 7869W	Flush Base	53 3/4"	4"	41 3/8"	-	-	-	18#	\$409
7890X	Sanitary Base Legs	54"	6"	41 5/8"	-	-	-	15#	\$289
7890Y	Sanitary Base Legs	54"	19 3/8"	41 5/8"	-	-	-	45#	\$620

Note: Refer to pages 319-325 for a complete selection of Large Format Filing solutions.

Mailroom Furniture



**Sorters
Tables
Cabinets
Carts
Accessories**

MAILFLOW SYSTEMS®



The industry's leading product line offers everything you need for your corporate mail center including sorters, tables, cabinets, carts and more.

Kwik-Ship Finish: Pebble Gray

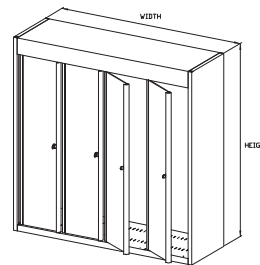
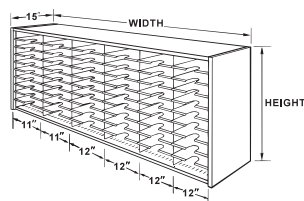
- Select models and finishes are available on the Kwik-Ship delivery program. Look for the "◆" designation in the charts below.
- Quantities are limited to 5 of any model per order. For additional quantities on an expedited lead-time, please call Customer Service to discuss options.

CLOSED-BACK SORTERS

- All sorters are 15" deep.
- Sorting shelves are 12"*, 14" or 15" deep. Adjust on 1/2"H increments.
- Sorting shelves have thumb cuts and labeling flanges on the front edge of each shelf.
- Preconfigured models available, or build-your-own by specifying empty and adding components on pages 274 and 275. The letter E designates empty sorters.*
- Sorters are available with locking Plexiglas doors, the letters CP designates preconfigured models with locking doors, and the letters EP designates empty sorters with locking doors.

- Standard Plexiglas doors are clear.** For smoked Plexiglas, add 10% of list and an "S" suffix to standard Plexiglas door sorter.
- Pricing below is for sorters with and without locking doors.
- 50 lb. weight capacity per shelf.

**Closed-Back Sorter
(SC7233G)**



**Closed-Back Sorter
(SC4833EP)**

Model No.	Width	Height	Shelf Depth	No. of 3" High Sorting Pockets	Locking Plexi Doors	Wt.	List Price
SC2424G	24" (22" inside)	24"	15"	14	N	80#	\$1159
SC2424CP		(21" inside)	14"	14	Y	90#	\$1749
SC2424EP			—	Empty	Y	58#	\$1629
SC2424E			—	Empty	Y	48#	\$857
SC2433G		33"	15"	20	N	106#	\$1436
SC2433CP		(30" inside)	14"	20	Y	116#	\$2044
SC2433EP			—	Empty	Y	68#	\$1629
SC2433E			—	Empty	N	58#	\$978
SC2441G		41"	15"	24	N	127#	\$1613
SC2441CP		(38" inside)	14"	24	Y	137#	\$2365
SC2441EP	2 columns of 11"W shelves		—	Empty	Y	78#	\$1875
SC2441E			—	Empty	N	68#	\$1137
SC2448G		48"	15"	30	N	152#	\$1768
SC2448CP		(45" inside)	14"	30	Y	162#	\$2657
SC2448EP			—	Empty	Y	88#	\$1998
SC2448E			—	Empty	N	78#	\$1189
SC3624G		24"	15"	21	N	115#	\$1213
SC3624CP		(21" inside)	14"	21	Y	125#	\$2517
SC3624EP			—	Empty	Y	77#	\$2091
SC3624E			—	Empty	N	67#	\$905
SC3633G	36" (34" inside)	33"	15"	30	N	152#	\$1597
SC3633CP		(30" inside)	14"	30	Y	162#	\$3180
SC3633EP			—	Empty	Y	90#	\$2229
SC3633E			—	Empty	N	80#	\$1152
SC3641G		41"	15"	36	N	181#	\$1690
SC3641CP		(38" inside)	14"	36	Y	191#	\$3273
SC3641EP			—	Empty	Y	103#	\$2444
SC3641E			—	Empty	N	93#	\$999
SC3648G		48"	15"	45	N	218#	\$1952
SC3648CP		(45" inside)	14"	45	Y	228#	\$3810
SC3648EP	12"W shelves		—	Empty	Y	117#	\$2581
SC3648E			—	Empty	N	107#	\$1228

Note: All preconfigured models are standard with two columns of 11" wide shelves and the remaining columns with 12" wide shelves. You may receive extra shelves with preconfigured sorters.

*12" deep shelving available in the "build-your-own" format only.

CLOSED-BACK SORTERS CONTINUED

Model No.	Width	Height	Shelf Depth	No. of 3" High Sorting Pockets	Locking Plexi Doors	Wt.	List Price
SC4824G		24"	15"	28	N	150#	\$1750
SC4824CP		(21" inside)	14"	28	Y	160#	\$3011
SC4824EP		—	—	Empty	Y	96#	\$2597
SC4824E		—	—	Empty	N	86#	\$1068
SC4833G		33"	15"	40	N	198#	\$2128
SC4833CP		(30" inside)	14"	40	Y	208#	\$3565
SC4833EP		—	—	Empty	Y	112#	\$2765
SC4833E	48"	—	—	Empty	N	102#	\$1211
SC4841G	(46" inside)	41"	15"	48	N	235#	\$2395
SC4841CP		(38" inside)	14"	48	Y	245#	\$4227
SC4841EP	2 columns of	—	—	Empty	Y	128#	\$3074
SC4841E	11"W shelves	—	—	Empty	N	118#	\$1276
SC4848G	and 2 columns	48"	15"	60	N	283#	\$2942
SC4848CP	of 12"W shelves	(45" inside)	14"	60	Y	293#	\$4812
SC4848EP		—	—	Empty	Y	145#	\$3256
SC4848E		—	—	Empty	N	135#	\$1552
SC6024G		24"	15"	35	N	185#	\$2000
SC6024CP		(21" inside)	14"	35	Y	195#	\$3613
SC6024EP		—	—	Empty	Y	115#	\$3043
SC6024E		—	—	Empty	N	105#	\$1150
SC6033G		33"	15"	50	N	230#	\$2520
SC6033CP		(30" inside)	14"	50	Y	240#	\$4427
SC6033EP		—	—	Empty	Y	120#	\$3273
SC6033E	60"	—	—	Empty	N	110#	\$1259
SC6041G	(58" inside)	41"	15"	60	N	261#	\$2897
SC6041CP		(38" inside)	14"	60	Y	271#	\$5119
SC6041EP	2 columns of	—	—	Empty	Y	125#	\$3626
SC6041E	11"W shelves and	—	—	Empty	N	115#	\$1382
❖ SC6048G	3 columns of 12"W	48"	15"	75	N	306#	\$3406
SC6048CP	shelves	(45" inside)	14"	75	Y	316#	\$5762
SC6048EP		—	—	Empty	Y	130#	\$3873
SC6048E		—	—	Empty	N	120#	\$1739
SC7224G		24"	15"	42	N	214#	\$2372
SC7224CP		(21" inside)	14"	42	Y	224#	\$4255
SC7224EP		—	—	Empty	Y	128#	\$3550
SC7224E		—	—	Empty	N	118#	\$1318
SC7233G		33"	15"	60	N	269#	\$2978
SC7233CP		(30" inside)	14"	60	Y	279#	\$5119
SC7233EP		—	—	Empty	Y	135#	\$3828
SC7233E	72"	—	—	Empty	N	125#	\$1382
SC7241G	(70" inside)	41"	15"	72	N	309#	\$3385
SC7241CP		(38" inside)	14"	72	Y	319#	\$6087
SC7241EP	2 columns of	—	—	Empty	Y	143#	\$4255
SC7241E	11"W shelves	—	—	Empty	N	133#	\$1717
❖ SC7248G	and 4 columns of	48"	15"	90	N	364#	\$4000
SC7248CP	12"W shelves	(45" inside)	14"	90	Y	374#	\$6963
SC7248EP		—	—	Empty	Y	150#	\$4534
SC7248E		—	—	Empty	N	140#	\$1823

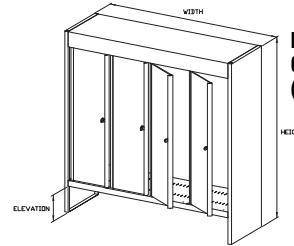
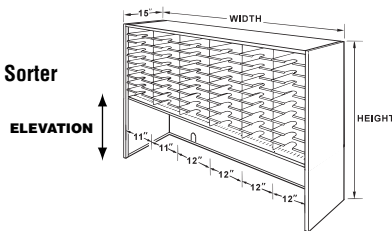
❖ Indicates Kwik-Ship models.

ELEVATED CLOSED-BACK SORTERS

- All sorters are 15" deep.
- Sorting shelves are 12"*, 14" or 15" deep. Adjust on 1/2"H increments.
- Sorting shelves have thumb cuts and labeling flanges on the front edge of each shelf.
- Preconfigured models available, or build-your-own by specifying empty and adding components on pages 274 and 275. The letter E designates empty sorters.*
- Sorters are available with locking Plexiglas doors, the letters CP designates preconfigured models with locking doors, and the letters EP designates empty sorters with locking doors.

- **Standard Plexiglas doors are clear.** For smoked Plexiglas, add 10% of list and an "S" suffix to standard Plexiglas door sorter.
- Elevated sorters offer more workspace, by raising the sorter off the work area.
- Pricing below is for sorters with and without locking doors.

**Elevated Closed-Back Sorter
(SC7248GH)**



**Elevated
Closed-Back Sorter
(SC4848EPL)**

Model No.	Width	Height	Elevation	Shelf Depth	No. of 3" High Sorting Pockets	Locking Plexi Doors	Wt.	List Price
SC2433GL	24" (22" inside)	33"	9"	15"	14	N	95#	\$1275
SC2433CPL		(21" inside)		14"	14	Y	105#	\$1827
SC2433EPL				—	Empty	Y	68#	\$1707
SC2433EL				—	Empty	N	58#	\$978
SC2441GL		41"	8"	15"	20	N	111#	\$1594
SC2441CPL		(30" inside)		14"	20	Y	121#	\$2273
SC2441EPL				—	Empty	Y	78#	\$1827
SC2441EL				—	Empty	N	68#	\$1075
SC2441GH		41"	17"	15"	14	N	105#	\$1437
SC2441CPH		(21" inside)		14"	14	Y	115#	\$2074
SC2441EPH				—	Empty	Y	78#	\$1738
SC2441EH				—	Empty	N	68#	\$1075
SC2448GL	2 columns of 11"W shelves	48"	7"	15"	24	N	132#	\$1768
SC2448CPL		(38" inside)		14"	24	Y	142#	\$2765
SC2448EPL				—	Empty	Y	88#	\$2151
SC2448EL				—	Empty	N	78#	\$1152
SC2448GH		48"	15"	15"	20	N	132#	\$1695
SC2448CPH		(30" inside)		14"	20	Y	142#	\$2166
SC2448EPH				—	Empty	Y	88#	\$1890
SC2448EH				—	Empty	N	78#	\$1152
SC3633GL		33"	9"	15"	21	N	128#	\$1429
SC3633CPL		(21" inside)		14"	21	Y	138#	\$2458
SC3633EPL				—	Empty	Y	90#	\$2197
SC3633EL				—	Empty	N	80#	\$1075
SC3641GL	36" (34" inside)	41"	8"	15"	30	N	168#	\$1843
SC3641CPL		(30" inside)		14"	30	Y	178#	\$3011
SC3641EPL				—	Empty	Y	103#	\$2365
SC3641EL				—	Empty	N	93#	\$1199
SC3641GH		41"	17"	15"	21	N	149#	\$1535
SC3641CPH		(21" inside)		14"	21	Y	159#	\$2707
SC3641EPH				—	Empty	Y	103#	\$2260
SC3641EH				—	Empty	N	93#	\$1199
SC3648GL		48"	7"	15"	36	N	198#	\$2074
SC3648CPL		(38" inside)		14"	36	Y	208#	\$3534
SC3648EPL				—	Empty	Y	117#	\$2611
SC3648EL				—	Empty	N	107#	\$1305
SC3648GH	2 columns of 11"W shelves and 1 column of 12"W shelves	48"	15"	15"	30	N	187#	\$2001
SC3648CPH		(30" inside)		14"	30	Y	197#	\$3011
SC3648EPH				—	Empty	Y	117#	\$2381
SC3648EH				—	Empty	N	107#	\$1305

*12" deep shelving available in the "build-your-own" format only.

ELEVATED CLOSED-BACK SORTERS CONTINUED

Model No.	Width	Height	Elevation	Shelf Depth	No. of 3" High Sorting Pockets	Locking Plexi Doors	Wt.	List Price
SC4833GL	48" (46" inside)	33"	9"	15"	28	N	160#	\$1807
SC4833CPL		(21" inside)		14"	28	Y	170#	\$3103
SC4833EPL				—	Empty	Y	112#	\$2707
SC4833EL				—	Empty	N	102#	\$1211
SC4841GL		41"	8"	15"	40	N	224#	\$2297
SC4841CPL		(30" inside)		14"	40	Y	234#	\$3690
SC4841EPL				—	Empty	Y	128#	\$2920
SC4841EL				—	Empty	N	118#	\$1381
SC4841GH		41"	17"	15"	28	N	193#	\$1914
SC4841CPH		(21" inside)		14"	28	Y	203#	\$3321
SC4841EPH				—	Empty	Y	128#	\$2782
SC4841EH				—	Empty	N	118#	\$1381
SC4848GL		48"	7"	15"	48	N	263#	\$2800
SC4848CPL		(38" inside)		14"	48	Y	273#	\$4303
SC4848EPL				—	Empty	Y	145#	\$3227
SC4848EL				—	Empty	N	135#	\$1460
SC4848GH	60" (58" inside)	48"	15"	15"	40	N	241#	\$2458
SC4848CPH		(30" inside)		14"	40	Y	251#	\$3735
SC4848EPH				—	Empty	Y	145#	\$2979
SC4848EH				—	Empty	N	135#	\$1460
SC6033GL		33"	9"	15"	35	N	203#	\$2119
SC6033CPL		(21" inside)		14"	35	Y	213#	\$3705
SC6033EPL				14"	Empty	Y	120#	\$3167
SC6033EL				—	Empty	N	110#	\$1338
SC6041GL		41"	8"	15"	50	N	248#	\$2687
SC6041CPL		(30" inside)		14"	50	Y	258#	\$4457
SC6041EPL				—	Empty	Y	125#	\$3412
SC6041EL				—	Empty	N	115#	\$1460
SC6041GH		41"	17"	15"	35	N	208#	\$2279
SC6041CPH		(21" inside)		14"	35	Y	218#	\$3766
SC6041EPH				—	Empty	Y	125#	\$3227
SC6041EH				—	Empty	N	115#	\$1460
SC6048GL	60" (58" inside)	48"	7"	15"	60	N	275#	\$3122
SC6048CPL		(38" inside)		14"	60	Y	285#	\$5226
SC6048EPL				—	Empty	Y	130#	\$3780
SC6048EL				—	Empty	N	120#	\$1535
❖ SC6048GH		48"	15"	15"	50	N	233#	\$2853
SC6048CPH		(30" inside)		14"	50	Y	243#	\$4597
SC6048EPH				—	Empty	Y	130#	\$3488
SC6048EH				—	Empty	N	120#	\$1535
SC7233GL		33"	9"	15"	42	N	237#	\$2470
SC7233CPL		(21" inside)		14"	42	Y	247#	\$4380
SC7233EPL				—	Empty	Y	135#	\$3705
SC7233EL				—	Empty	N	125#	\$1444
SC7241GL		41"	8"	15"	60	N	292#	\$3239
SC7241CPL		(30" inside)		14"	60	Y	302#	\$5226
SC7241EPL				—	Empty	Y	143#	\$3994
SC7241EL				—	Empty	N	133#	\$1535
SC7241GH	72" (70" inside)	41"	17"	15"	42	N	245#	\$2722
SC7241CPH		(21" inside)		14"	42	Y	255#	\$4440
SC7241EPH				—	Empty	Y	143#	\$3780
SC7241EH				—	Empty	N	133#	\$1535
SC7248GL		48"	7"	15"	72	N	332#	\$3490
SC7248CPL		(38" inside)		14"	72	Y	347#	\$6148
SC7248EPL				—	Empty	Y	155#	\$4395
SC7248EL				—	Empty	N	140#	\$1690
❖ SC7248GH		48"	15"	15"	60	N	300#	\$3353
SC7248CPH		(30" inside)		14"	60	Y	315#	\$5304
SC7248EPH				—	Empty	Y	155#	\$4072
SC7248EH				—	Empty	N	140#	\$1690

❖ Indicates Kwik-Ship models.

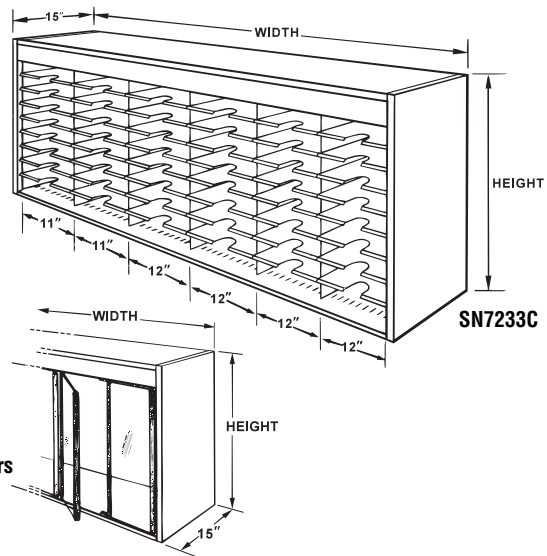
OPEN-BACK SORTERS

Open-Back Sorters are typically used where mail is passed through – sorted on one side and collected by the recipient on the other.

- All sorters are 15" deep with 14" deep sorting shelves. Adjust on 1/2"H increments.
- Sorting shelves have thumb cuts and labeling flanges on both front and back of shelves.
- Preconfigured models, designated by the letter C are available, or build-your-own by specifying empty sorter designated by the letter E and adding components on pages 274 and 275.
- All sorters are available with locking Plexiglas doors, which is designated by the letter P.
- **Standard Plexiglas doors are clear.** For smoked Plexiglas, add 10% of list and an "S" suffix to standard Plexiglas door sorter.
- Elevated sorters offer more workspace, by raising the sorter off the work area.

- Pricing below is for sorters with and without doors.

Plexiglas® Doors



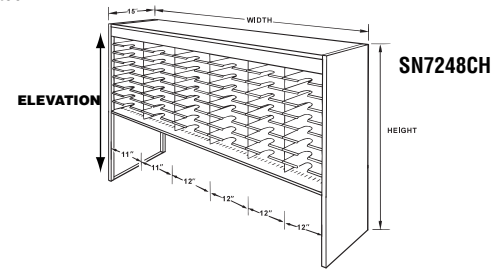
Model No.	Width	Height	No. of 3" High Sorting Pockets	Wt.	List Price	List Price With Doors P Suffix
SN4824E	48"	24" (18" inside)	Empty	55#	\$1062	\$2352
SN4833C	(46" inside)	33"	36	149#	\$1982	\$2657
SN4833E	2 columns of	(27" inside)	Empty	60#	\$1187	\$2474
SN4841C	11"W shelves	41"	44	181#	\$2372	\$3381
SN4841E	and 2 columns	(35" inside)	Empty	65#	\$1290	\$2782
SN4848C	of 12"W shelves	48"	56	213#	\$2778	\$3965
SN4848E		(42" inside)	Empty	70#	\$1352	\$2859
SN6024E	60"	24" (18" inside)	Empty	70#	\$1098	\$2765
SN6033C	(58" inside)	33"	45	188#	\$2339	\$3381
SN6033E	2 columns of	(27" inside)	Empty	75#	\$1207	\$2903
SN6041C	11"W shelves	41"	55	238#	\$2709	\$3950
SN6041E	and 3 columns	(35" inside)	Empty	80#	\$1463	\$3305
SN6048C	of 12"W shelves	48"	70	285#	\$3311	\$4919
SN6048E		(42" inside)	Empty	85#	\$1535	\$3381
SN7224E	72"	24" (18" inside)	Empty	85#	\$1230	\$3212
SN7233C	(70" inside)	33"	54	232#	\$2623	\$4243
SN7233E	2 columns of	(27" inside)	Empty	95#	\$1381	\$3396
SN7241C	11"W shelves	41"	66	282#	\$3180	\$4609
SN7241E	and 4 columns	(35" inside)	Empty	105#	\$1613	\$3858
SN7248C	of 12"W shelves	48"	84	331#	\$3803	\$5535
SN7248E		(42" inside)	Empty	115#	\$1690	\$3950

Note: All preconfigured models are standard with two columns of 11" wide shelves and the remaining columns with 12" wide shelves. You may receive extra shelves with preconfigured sorters.

ELEVATED OPEN-BACK SORTERS

Open-Back Sorters are typically used where mail is passed through – sorted on one side and collected by the recipient on the other.

- All sorters are 15" deep with 14" deep sorting shelves. Adjust on 1/2"H increments.
- Sorting shelves have thumb cuts and labeling flanges on both front and back of shelves.
- Preconfigured models, designated by the letter C are available, or build-your-own by specifying empty sorter designated by the letter E and adding components on pages 274 and 275.
- All sorters are available with locking Plexiglas doors, which is designated by the letter P.
- **Standard Plexiglas doors are clear.** For smoked Plexiglas, add 10% of list and an "S" suffix to standard Plexiglas door sorter.
- Elevated sorters offer more workspace, by raising the sorter off the work area.
- Pricing below is for sorters with and without doors.



Model No.	Width	Height	Elevation	No. of 3" High Sorting Pockets	Wt.	List Price	List Price With Doors P Suffix
SN4833CL	48" (46" inside)	33"	9"	24	103#	\$1749	\$3167
SN4833EL		(18" inside)		Empty	55#	\$1187	\$2536
SN4841CL		41"	8"	36	132#	\$2174	\$3505
SN4841EL		(27" inside)		Empty	60#	\$1410	\$2689
SN4841CH		41"	17"	24	108#	\$1975	\$3181
SN4841EH		(18" inside)		Empty	60#	\$1290	\$2611
SN4848CL		48"	7"	44	153#	\$2608	\$4056
SN4848EL		(35" inside)		Empty	65#	\$1503	\$2979
SN4848CH	60" (58" inside)	48"	15"	36	137#	\$2263	\$3534
SN4848EH		(27" inside)		Empty	65#	\$1336	\$2719
SN6033CL		33"	9"	30	135#	\$2046	\$3735
SN6033EL		(18" inside)		Empty	75#	\$1142	\$2967
SN6041CL		41"	8"	45	170#	\$2554	\$4119
SN6041EL		(27" inside)		Empty	80#	\$1463	\$3103
SN6041CH		41"	17"	30	140#	\$2290	\$3766
SN6041EH		(18" inside)		Empty	80#	\$1352	\$2998
SN6048CL	72" (70" inside)	48"	7"	55	195#	\$2801	\$4734
SN6048EL		(35" inside)		Empty	85#	\$1382	\$3534
SN6048CH		48"	15"	45	175#	\$2764	\$4148
SN6048EH		(27" inside)		Empty	85#	\$1589	\$3150
SN7233CL		33"	9"	36	164#	\$2415	\$4380
SN7233EL		(18" inside)		Empty	92#	\$1381	\$3381
SN7241CL		41"	8"	54	213#	\$2924	\$4919
SN7241EL		(27" inside)		Empty	105#	\$1616	\$3534
SN7241CH	72" (70" inside)	41"	17"	36	177#	\$2645	\$4395
SN7241EH		(18" inside)		Empty	105#	\$1616	\$3381
SN7248CL		48"	7"	66	247#	\$3219	\$5535
SN7248EL		(35" inside)		Empty	115#	\$1535	\$3994
SN7248CH		48"	15"	54	223#	\$3097	\$4919
SN7248EH		(27" inside)		Empty	115#	\$1709	\$3534

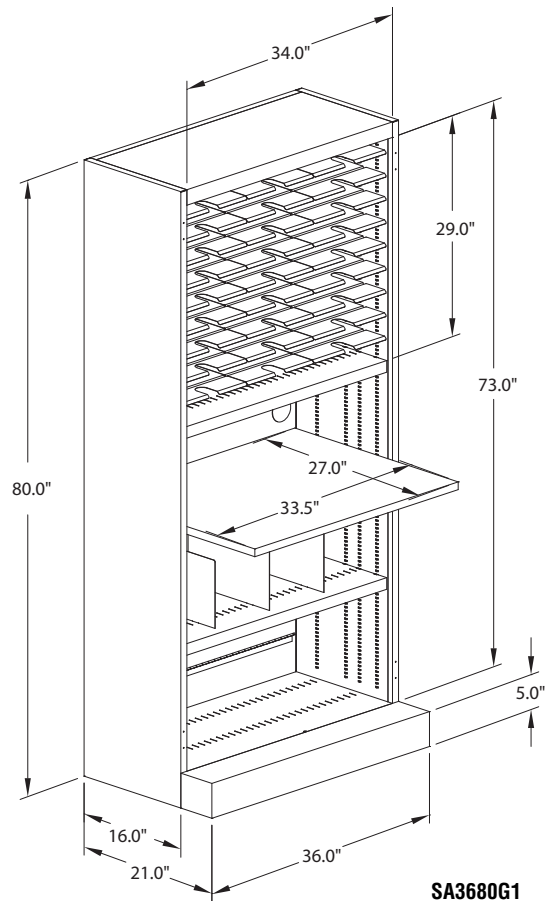
Note: All preconfigured models are standard with two columns of 11" wide shelves and the remaining columns with 12" wide shelves. You may receive extra shelves with preconfigured sorters.

SPECIALIZED SORTERS

Satellite Sorters

Kwik-File Satellite Sorters are ideal for final sorting of mail in departments.

- 36"W models standard with 11" and 12"W pockets for mail sorting.
- 1" thick standard low-pressure laminate work surface is 27"D and adjusts within cabinet on 1/2"H increments. Add suffix LAM for high pressure laminate.
- All-welded steel cabinet construction.
- Steel back panel of cabinet has one 3" diameter cable management cutout.
- Shelves adjust on 1/2"H increments.

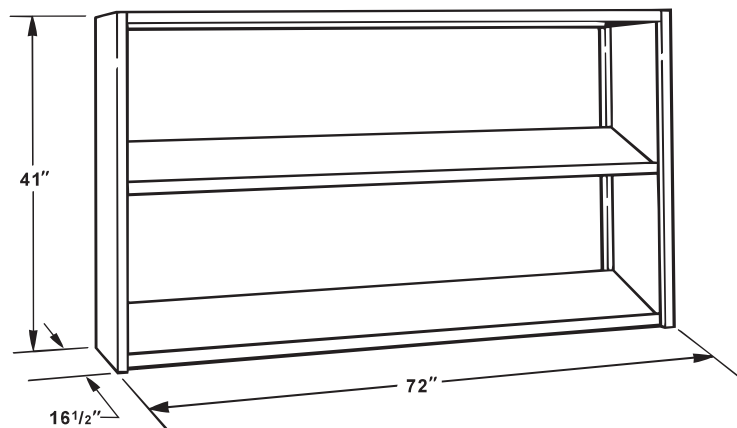


SA3680G1

Model No.		Width	Height	Shelf Depth	No. of 3" High Sorting Pockets	Wt.	Low-Pressure Laminate List Price	Std. Laminate List Price
								LAM Suffix
SA3680G1	2 columns of 11"W	36"	80"	15"	30	240#	\$3218	\$3314
SA3680L1	shelves and 1 column			12"	30	222#	\$3074	\$3229
SA3680E1	of 12"W shelves			-	Empty	190#	\$2067	\$2223

Tub Sorter

The Kwik-File Tub Sorter is for bulk pre-sorting operations using USPS tubs. Capacity is 10 tubs (five tubs per shelf). Angled shelves make sorting easier. The front shelf edges are protected from tubs by vinyl strips, shelf tops by transparent sheet vinyl. All-welded steel construction; open back.



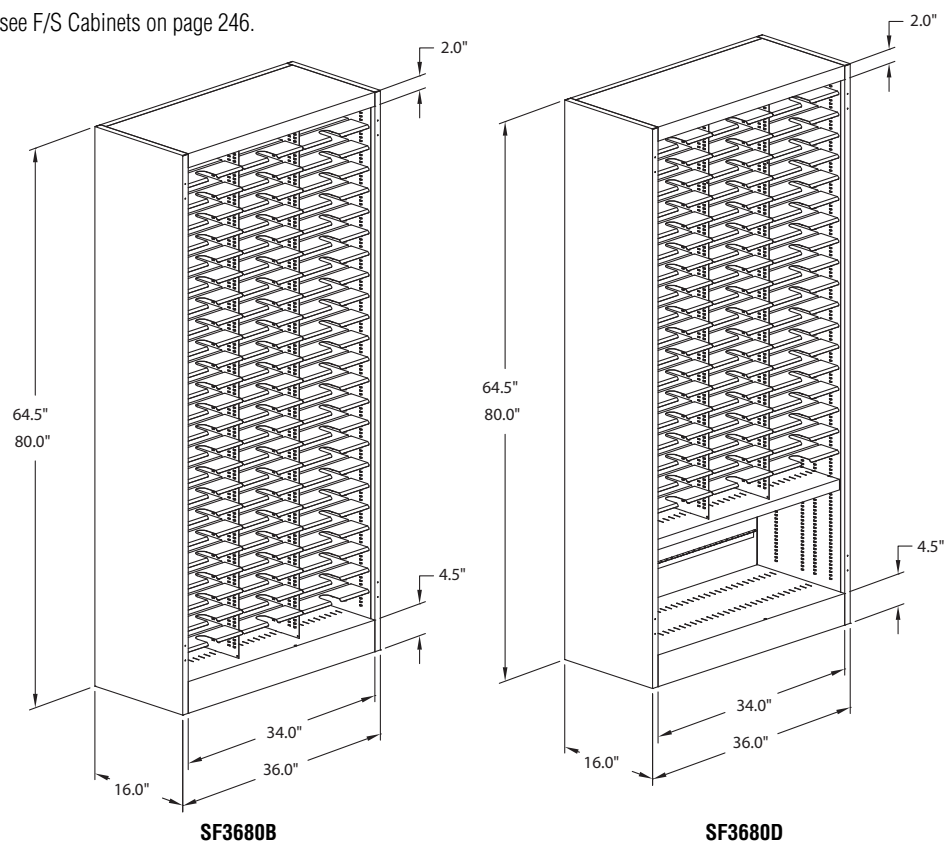
Model No.	Width	Height	Depth	Wt.	List Price
SB7241	72"	41"	16 1/2"	170#	\$2009

SPECIALIZED SORTERS

Freestanding Sorters

Use Kwik-File Freestanding Sorters where space is limited and work surface is not required.

- Preconfigured models come standard with 3"H pockets in either letter (12"D) or legal (15"D) depths. Adjust on 1/2"H increments.
- All-welded steel cabinet construction.
- For other Freestanding Sorter models, see F/S Cabinets on page 246.



Model No.		Width	Height	Shelf Depth	No. of 3" High Sorting Pockets	Wt.	List Price
SF3665BL1		36"	64 1/2"	12"	57	292#	\$2867
SF3665DL1	2 columns of 11"W shelves and 1 column of 12"W shelves			15"	45	273#	\$2750
SF3665BG1					57	312#	\$3162
SF3665DG1					45	288#	\$3001
SF3680BL1		36"	80"	12"	72	414#	\$3357
SF3680DL1	2 columns of 11"W shelves and 1 column of 12"W shelves			15"	57	397#	\$3176
SF3680BG1					72	444#	\$3629
SF3680DG1					57	422#	\$3393

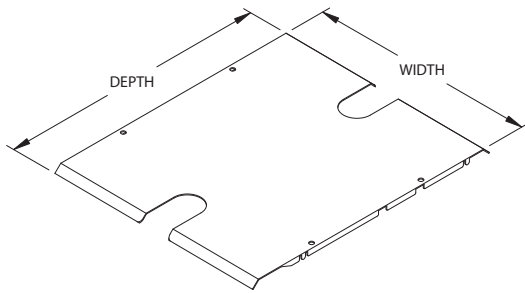
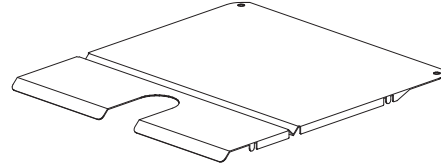
SHELVES AND SHELF SUPPORTS

Shelves

The patented Kwik-Shelf™ shelving system is the key to the space-saving efficiency and improved productivity provided by Kwik-File sorters.

- All shelves lock in place and won't pull out when retrieving mail.
- Shelves can be removed for easy height adjustment on 1/2" increments.
- All shelves have centered thumb cut for quick one-handed retrieval of mail.
- Front edge of shelves has a 45° beveled labeling flange for easy reading of labels and allows mail from pocket below to pass under above shelf without hanging up.
- Heavy-duty, 20-gauge shelves with V-groove hold up to 75 lbs. per pocket.

Note: Kwik-Shelf system not compatible with shelves shipped prior to October 1995. Call Customer Service for additional old-style shelves.



Shelves for Open-Back Sorters, Plex Door Units Included

(available in packages of 6, 12 or 18 shelves only)

6-Shelf Package

Model No.	Width	Depth	Wt. per shelf	List Price
1114P06	11"	14 1/2"	2.0#	\$137
1214P06	12"	14 1/2"	2.5#	\$142

Shelves for Closed-Back Sorters with Doors

6-Shelf Package

Model No.	Width	Depth	Wt. per shelf	List Price
1114SDP06	11"	14"	2.0#	\$199
1214SDP06	12"	14"	2.5#	\$213

Shelves for Non-Plex Door Closed-Back Sorters

6-Shelf Package

Model No.	Width	Depth	Wt. per shelf	List Price
0412P06	4"	12"	.5#	\$75
0512P06	5"	12"	.75#	\$81
0515P06	5"	15"	1.0#	\$85
0612P06	6"	12"	.75#	\$84
0712P06	7"	12"	1.0#	\$86
0812P06	8"	12"	1.05#	\$101
0912P06	9"	12"	1.05#	\$111
0915P06	9"	15"	2.0#	\$129
1012P06	10"	12"	1.15#	\$118
1015P06	10"	15"	1.5#	\$136
1112P06	11"	12"	1.25#	\$124
1115P06	11"	15"	1.65#	\$137
1212P06	12"	12"	1.4#	\$126
1215P06	12"	15"	1.75#	\$142
1412P06	14"	12"	2.3#	\$171
1415P06	14"	15"	2.75#	\$188
1515P06	15"	15"	2.9#	\$208
1612P06	16"	12"	2.8#	\$199
1615P06	16"	15"	3.0#	\$224

To design your own sorter configuration

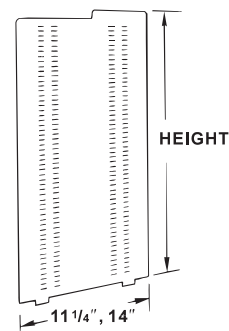
(different from preconfigured models listed in pages 266-271)

1. Assess the volume and size of your mail. Then determine the size and number of pockets you'll need, considering each pocket's height, shelf width and shelf depth.
2. Select an empty sorter from pages 266-271 and configure it with the shelves sized from step 1. Try to use (but not exceed) the full interior space of each sorter. Specify shelf supports (one less than the number of columns of shelves) and shelves as shown on this page.
3. If you need assistance, call Customer Service.

SHELVES AND SHELF SUPPORTS

Shelf Supports

Shelf Supports divide a sorter into columns, and support the shelves within each column. Shelf supports are adjustable in 1" horizontal increments to fit various shelf widths. Each support is slotted at 1/2" vertical increments for shelf adjustment. Shelf support models are based on sorter type, height, and shelf depth. When ordering, remember that the two end shelf supports are included with each sorter.



Shelf Supports

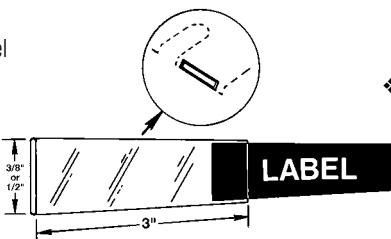
(available in packages of 1, 2, 3, 4, or 5 units only)

Sorter Type	Ht.	For Shelf Depth of	Wt. per Shelf	1-Unit Package Model No.	List Price	2-Unit Package Model No.	List Price	3-Unit Package Model No.	List Price	4-Unit Package Model No.	List Price	5-Unit Package Model No.	List Price
Closed-Back	21"	12"	5.4#	SS24LM01	\$43	SS24LM02	\$85	SS24LM03	\$128	SS24LM04	\$174	SS24LM05	\$215
		15"	8.4#	SS24GM01	\$53	SS24GM02	\$106	SS24GM03	\$159	SS24GM04	\$213	SS24GM05	\$264
	30"	12"	8.0#	SS33LM01	\$51	SS33LM02	\$102	SS33LM03	\$153	SS33LM04	\$207	SS33LM05	\$255
		15"	10.5#	SS33GM01	\$62	SS33GM02	\$124	SS33GM03	\$180	SS33GM04	\$247	SS33GM05	\$305
	38"	12"	9.5#	SS41LM01	\$62	SS41LM02	\$124	SS41LM03	\$180	SS41LM04	\$247	SS41LM05	\$305
		15"	12.6#	SS41GM01	\$73	SS41GM02	\$145	SS41GM03	\$215	SS41GM04	\$285	SS41GM05	\$358
	45"	12"	11.0#	SS48LM01	\$73	SS48LM02	\$145	SS48LM03	\$215	SS48LM04	\$285	SS48LM05	\$358
		15"	14.8#	SS48GM01	\$84	SS48GM02	\$165	SS48GM03	\$247	SS48GM04	\$327	SS48GM05	\$409
Open-Back & Plexi-Back	21"	14 1/2"	8.0#	SS24N01	\$53	SS24N02	\$106	SS24N03	\$159	SS24N04	\$213	SS24N05	\$264
	30"	14 1/2"	10.0#	SS33N01	\$62	SS33N02	\$124	SS33N03	\$180	SS33N04	\$247	SS33N05	\$305
	38"	14 1/2"	12.0#	SS41N01	\$73	SS41N02	\$145	SS41N03	\$215	SS41N04	\$285	SS41N05	\$358
	45"	14 1/2"	14.0#	SS48N01	\$85	SS48N02	\$170	SS48N03	\$247	SS48N04	\$336	SS48N05	\$419

SORTER ACCESSORIES

Label Holders

Transparent, self-adhesive Label Holders fit securely on beveled shelf front. A blank, white insert with four sides is included. Package of 20. Choose from self-adhesive, magnetic, or velcro models.



Model No.	Type	Width	Height	Wt.	List Price
❖ 90145	Adhesive	3"	3/8"	1 oz.	\$26
911785	Magnetic	3"	1/2"	3 oz.	\$41
922VEL	Velcro	3"	1/2"	3 oz.	\$32

Extra Labels

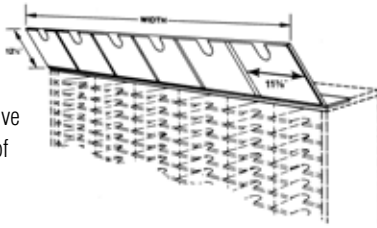
Set of label inserts in six colors (white, orange, blue, yellow, pink and green), in microperforated, 8 1/2" x 11" sheets. 14 four-sided blank label inserts per color, 84 per set. Fit in label holders (above). Use with PC and ink jet or laser printer.

Model No.	Type	Width (Ea. Label)	Height (Ea. Label)	Wt.	List Price
90155	Adhesive – Colored	3"	3/8"	1 oz.	\$5
911885	Magnetic – Colored	3"	1/2"	1 oz.	\$5
90154	Adhesive – White	3"	3/8"	1 oz.	\$5
911884	Magnetic – White	3"	1/2"	1 oz.	\$5

SORTER ACCESSORIES

Display Boards

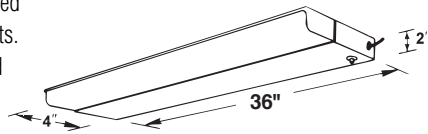
Use overhead Display Boards to post sorting instructions, etc.; they're easy to read, yet out of the way. Letter-sized sheets fit between steel frame and protective Plexiglas® cover. Mount to top of the sorter, hardware provided. Add 11 1/4" to the height of any sorter. Field-installed.



Model No.	Width	No. of Columns	Wt.	List Price
ADB3	36"	3	11#	\$354
ADB4	48"	4	14#	\$437
ADB5	60"	5	18#	\$535
ADB6	72"	6	22#	\$563

Task Lights

Task Lights illuminate worksurfaces under elevated sorters or flipper door units. Standard with 10' cord and wire management clip. White frame. UL-listed. Field-installed.



Model No.	Width	Wt.	List Price
2504K	24"	4#	\$166
3704K	36"	8#	\$213
4904K	48"	10#	\$264

*48" light for use with 60" or 72" units only.

*36" light for use with 48" units.

Tackboards

Tackboards are field-installed on the back panel of 15"-17" high elevated sorters, and flipper door units in the supervisor's workstation. For displaying notices, etc., and to improve acoustics. Gray mix fabric. All 13 1/2" H.



Model No.	Width	Wt.	List Price
ATB3FK	34"	6#	\$334
ATB4FK	46"	9#	\$401
ATB5FK	58"	12#	\$468
ATB6FK	70"	15#	\$508

TABLES

Built to support heavily loaded sorters or machines, Kwik-File Mailflow System tables are available in several styles and sizes.

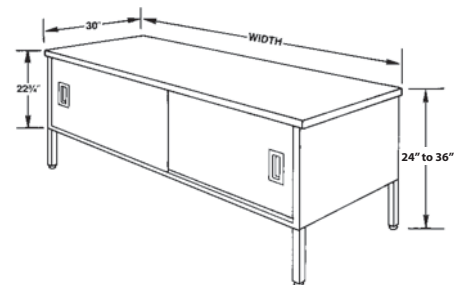
- Table frames are of all-welded 18-gauge steel construction with an under-top reinforcement of 12-gauge steel.
- Work surfaces are of 1" thick thermally fused low-pressure laminate with medium density wood cores as standard. Add suffix LAM for high pressure laminate.
- Tops have radiused 3mm PVC edging guaranteed not to chip, crack, or peel.
- Top overhangs frame by 1" front and back and 1/8" on the sides.
- Optional front bullnose edge and grommet available.
- Back panels on all tables and consoles come with 3 standard knockouts for wire management.

Note: Leg specifications are not applicable to the electric table.

See pages 280-281 for Table Accessories.

Storage Tables

Storage Tables provide a large storage space (28" deep by 19" high) for immediate access to needed supplies such as bags, cartons, envelopes, etc. Available with doors to hide the clutter and a lock if security is required. 1 1/2" square, 16-gauge chrome legs adjust from 24" to 36" on 1" increments. Call Customer Service for other height ranges. For a stylish front edge or additional wire management capabilities, please see below. Master key not available.



Note: 24" and 36" deep custom tables available. Call Customer Service for quotation.

TABLES

Model No.	Width	Cubic Feet Storage	Doors	Shelf	Wt./Cartons	Low-Pressure Laminate List Price	Std. Laminate List Price
							LAM Suffix
TS36D	36	10.5	Yes	No	146#/1	\$1827	\$2048
TS36L			Yes w/lock	No	146#/1	\$1875	\$2093
TS36N			No	No	129#/1	\$1476	\$1693
TS48D	48	13.5	Yes	No	172#/1	\$2036	\$2261
TS48L			Yes w/lock	No	172#/1	\$2099	\$2322
TS48N			No	No	155#/1	\$1632	\$1851
TS48DS			Yes	Yes	182#/1	\$2353	\$2575
TS48LS			Yes w/lock	Yes	182#/1	\$2414	\$2635
TS48NS			No	Yes	165#/1	\$1948	\$2166
❖ TS60D	60	16.5	Yes	No	198#/1	\$2275	\$2520
TS60L			Yes w/lock	No	198#/1	\$2340	\$2578
TS60N			No	No	180#/1	\$1839	\$2082
TS60DS			Yes	Yes	208#/1	\$2589	\$2834
TS60LS			Yes w/lock	Yes	208#/1	\$2654	\$2892
TS60NS			No	Yes	190#/1	\$2152	\$2395
❖ TS72D	72	20	Yes	No	250#/1	\$2515	\$2788
TS72L			Yes w/lock	No	250#/1	\$2580	\$2852
TS72N			No	No	230#/1	\$2055	\$2327
TS72DS			Yes	Yes	260#/1	\$2831	\$3103
TS72LS			Yes w/lock	Yes	260#/1	\$2894	\$3166
TS72NS			No	Yes	240#/1	\$2368	\$2640

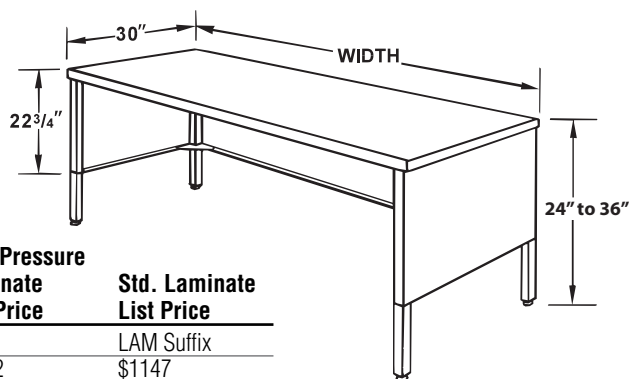
Grommet

For additional wire management select a grommet. Grommets are located towards the rear and positioned in the center of the table.

Model No. Suffix	Description	List Price
G	Multi use grommet	\$28

Work Tables

Work Tables are functional yet economical. They support sorters or machines and are enclosed on three sides, making them convenient for storing carts or other large objects on the floor. For a stylish front edge or additional wire management capabilities, please see below.



Model No.	Width	Wt.	Low-Pressure Laminate List Price	Std. Laminate List Price
				LAM Suffix
TW30	30"	66#	\$1032	\$1147
TW36	36"	76#	\$1183	\$1401
TW48	48"	94#	\$1259	\$1479
❖ TW60	60"	122#	\$1463	\$1707
❖ TW72	72"	150#	\$1661	\$1931

Grommet

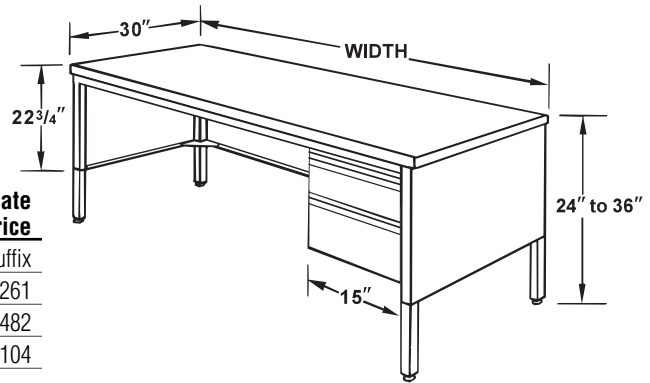
For additional wire management select a grommet. Grommets are located towards the rear and positioned in the center of the table.

Model No. Suffix	Description	List Price
G	Multi use grommet	\$28

STORAGE TABLES

Pedestal Tables

For Supervisor's Workstation, or for filing or storage at any workstation. Suspended pedestal, with one box and one file drawer, lock included. Field installed; can be mounted on either left or right side, or on both sides. Pedestal measures 15 1/4"W x 21 3/4"D x 19 3/8"H.

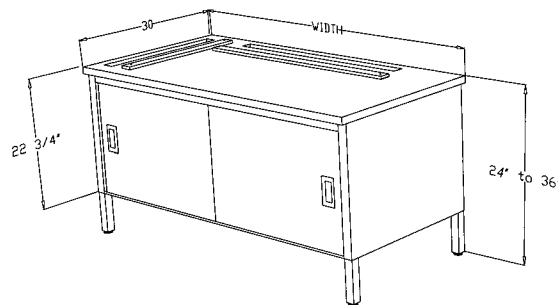


Model No.	Width	Wt.	Low-Pressure Laminate List Price	Std. Laminate List Price
				LAM Suffix
TP48	48"	138#	\$2036	\$2261
TP60	60"	166#	\$2238	\$2482
TP72	72"	194#	\$2835	\$3104
APED1	Pedestal only	48#	\$826	—

TABLE AND CONSOLE ACCESSORIES

Wrapping Tables

Wrapping Tables are specially designed to accommodate either 24" or 36" paper rolls below the table top work surface. This keeps the entire top area clear for the wrapping and handling of packages. Tables for 24" paper rolls have a left side slot; tables for 36" paper rolls offer a rear slot. There is extra storage room for supplies inside all models.



Model No.	Width	Paper Size	Doors	Wt.	Low-Pressure Laminate List Price	Std. Laminate List Price
						LAM Suffix
TR60DS	60"	24" Wide	Yes	198#	\$2856	\$3103
TR60LS		(side slot)	Yes w/ lock	198#	\$2918	\$3169
TR60NS			No	180#	\$2436	\$2621
TR60DR		36" Wide	Yes	198#	\$2918	\$3169
TR60LR	72"	(rear slot)	Yes w/ lock	198#	\$2986	\$3234
TR60NR			No	180#	\$2500	\$2750
TR72DS		24" Wide	Yes	250#	\$3097	\$3375
TR72LS		(side slot)	Yes w/ lock	250#	\$3162	\$3440
TR72NS			No	230#	\$2638	\$2915
TR72DR		36" Wide	Yes	250#	\$3164	\$3441
TR72LR		(rear slot)	Yes w/ lock	250#	\$3227	\$3496
TR72NR			No	230#	\$2708	\$2979

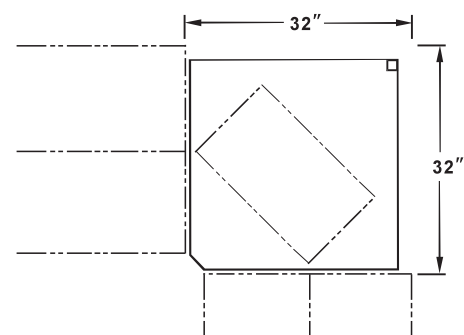
CORNER PLATFORM

Supports 24"-wide sorter in a corner when used in L-shaped or U-shaped sorter layouts against a wall. The 32" square footprint provides better clearance at the sides of the sorter for more efficient sorting and retrieval. The TCNR Corner Platform is less expensive than the 30" x 30" TW30 Work Table, but installation is more complex.

When sorters will be in the open, or visible from the rear; or if the corner configuration will be used for a worksurface only, and not to support a sorter, we recommend specifying the TW30 Work Table instead.

The Corner Platform is supported by one leg in the rear corner, and by brackets attached to the tables on both sides. A filler panel is included (fills base-to-top gap in front between adjacent tables). Field installed.

Adjustable 1" increments, 24" - 36" H

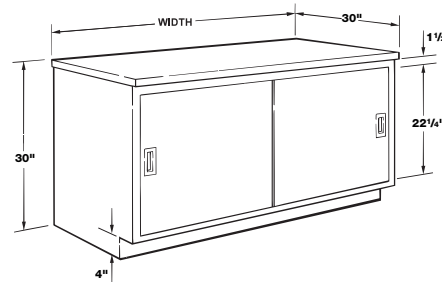


Model No.	Width	Wt.	Low-Pressure Laminate List Price	Std. Laminate List Price
				LAM Suffix
TCNR	30" x 30"	40#	\$709	\$948
	(fits in 32" x 32" space)			

CONSOLES

Consoles are built to support heavily loaded sorters or machines, Kwik-File Mailflow Systems Consoles are available in several styles and sizes. Each console has full-height end panels with a 4" recessed toe space for a clean built-in look.

- Tops are flush on the ends with 1" overhang front and back. When placed side-by-side they give the appearance of built-in counters.
- Table frames are of all-welded, 18-gauge steel construction with an under-top reinforcement of 12-gauge steel.
- Work surfaces are standard 1" thick thermally fused low-pressure laminate with medium density wood cores. Add suffix LAM for high pressure laminates.
- Tops have radiused 3mm PVC edging guaranteed not to chip, crack, or peel.
- Available in both 30" and 36" heights.
- Optional grommet for wire management.
- Back panels have 3 standard knock-outs for wire management.



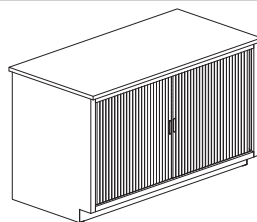
Storage Consoles

Model No.	Width	Height	Doors	Shelf	Wt.	Low-Pressure Laminate	Std. Laminate
						List Price	List Price LAM Suffix
CL36D	36	30	Yes	No	141	\$1936	\$2153
CL36L			Yes w/lock	No	141	\$1998	\$2216
CL36N			No	No	126	\$1535	\$1751
CH36D	36	36	Yes	No	156	\$2091	\$2309
CH36L			Yes w/lock	No	156	\$2151	\$2368
CH36N			No	No	142	\$1690	\$1908
CL48D	48	30	Yes	No	172	\$2269	\$2491
CL48L			Yes w/lock	No	172	\$2331	\$2506
CL48N			No	No	155	\$1774	\$2000
CL48DS	48	30	Yes	Yes	182	\$2583	\$2806
CL48LS			Yes w/lock	Yes	182	\$2646	\$2822
CL48NS			No	Yes	165	\$2090	\$2329
CH48D	48	36	Yes	No	188	\$2530	\$2751
CH48L			Yes w/lock	No	188	\$2591	\$2815
CH48N			No	No	171	\$2034	\$2262
CH48DS	48	36	Yes	Yes	198	\$2844	\$3067
CH48LS			Yes w/lock	Yes	198	\$2906	\$3128
CH48NS			No	Yes	181	\$2351	\$2576
CL60D	60	30	Yes	No	203	\$2349	\$2595
CL60L			Yes w/lock	No	203	\$2413	\$2654
CL60N			No	No	184	\$1878	\$2128
CL60DS	60	30	Yes	Yes	213	\$2662	\$2908
CL60LS			Yes w/lock	Yes	213	\$2726	\$2970
CL60NS			No	Yes	194	\$2192	\$2444
CH60D	60	36	Yes	No	220	\$2578	\$2820
CH60L			Yes w/lock	No	220	\$2640	\$2887
CH60N			No	No	201	\$2134	\$2378
CH60DS	60	36	Yes	Yes	230	\$2892	\$3133
CH60LS			Yes w/lock	Yes	230	\$2957	\$3201
CH60NS			No	Yes	211	\$2449	\$2692
CL72D	72	30	Yes	No	234	\$2606	\$2878
CL72L			Yes w/lock	No	234	\$2670	\$2941
CL72N			No	No	213	\$2101	\$2372
CL72DS	72	30	Yes	Yes	244	\$2921	\$3193
CL72LS			Yes w/lock	Yes	244	\$2983	\$3254
CL72NS			No	Yes	223	\$2416	\$2689
CH72D	72	36	Yes	No	253	\$2881	\$3150
CH72L			Yes w/lock	No	253	\$2944	\$3529
CH72N			No	No	232	\$2384	\$2652
CH72DS	72	36	Yes	Yes	263	\$3195	\$3465
CH72LS			Yes w/lock	Yes	263	\$3257	\$3529
CH72NS			No	Yes	242	\$2697	\$2969

TAMBOUR DOOR STORAGE CONSOLE

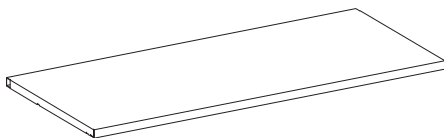
- Standard door colors: Mist, Graphite, Pebble Gray and Sand **only**.

Note: All internal components are Graphite.



Model No.	Width	Height	Depth	Doors	Wt.	Low-Pressure Laminate List Price	Std. Laminate List Price
							LAM Suffix
CL36T	36"	30"	30"	Yes w/ lock	141#	\$2393	\$2599
CH36T	36"	36"	30"	Yes w/ lock	156#	\$2537	\$2742
CL48T	48"	30"	30"	Yes w/ lock	172#	\$2708	\$2916
CH48T	48"	36"	30"	Yes w/ lock	188#	\$2952	\$3162
CL60T	60"	30"	30"	Yes w/ lock	203#	\$2783	\$3011
CH60T	60"	36"	30"	Yes w/ lock	220#	\$3000	\$3228
CL72T	72"	30"	30"	Yes w/ lock	234#	\$3021	\$3278
CH72T	72"	36"	30"	Yes w/ lock	253#	\$3205	\$3461

ADJUSTABLE SHELF

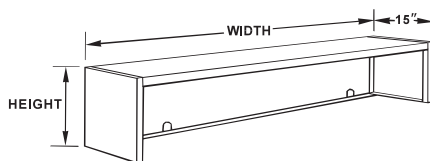


Model No.	Width	Wt.	List Price
CTS36	31"	10#	\$160
CTS48	43"	15#	\$178
CTS60	55"	20#	\$193
CTS72	67"	25#	\$210

Note: Shelf is available in Graphite and can only be used with Tambour Door Storage Console.

Accessory Platforms

Use on tables to put PC monitors, printers, etc. at good viewing height; keep work surface open for machines, etc. 15" deep; full-length paper feed slot. All-welded steel construction.



Model No.	Height	Width	Wt.	List Price
AP3017		30"	28#	\$600
AP3617		36"	35#	\$615
AP4817	17 1/4"	48"	43#	\$669
AP6017	(16" inside)	60"	46#	\$732
AP7217		72"	55#	\$815
AP3024		30"	36#	\$628
AP3624		36"	45#	\$649
AP4824	24"	48"	55#	\$733
AP6024	(22 3/4" inside)	60"	59#	\$800
AP7224		72"	70#	\$898

Grommet

For additional wire management select a grommet. Grommets are located towards the rear and positioned in the center of the table.

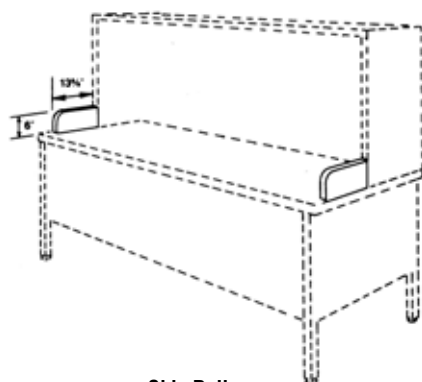
Model No. Suffix	Description	List Price
G	Multi use grommet	\$28

TABLE ACCESSORIES

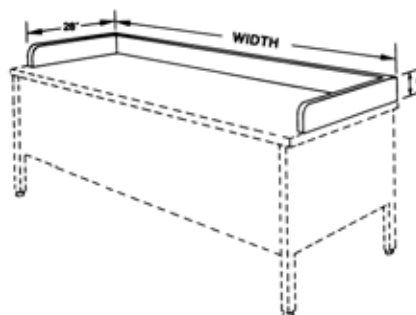
Dump Rails

For mail collection. The three-sided version provides easier access; the four-sided version is used for high-volume applications. 6" high by 3/4" thick with complementary-colored T-molding. Field-installed.

Model No.	Style	Width	Wt.	Low-Pressure Laminate List Price	Std. Laminate List Price
					LAM Suffix
ADR33	3-sided	36"	19#	\$318	\$430
ADR34		48"	22#	\$354	\$454
ADR35		60"	25#	\$382	\$466
ADR36		72"	27#	\$411	\$491
ADR2	Side Rails for elev. sorter	—	5#	\$235	\$287



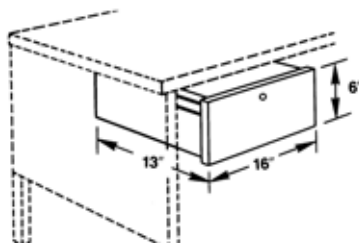
Side Rails



3-Sided Rails

Utility Drawer

To provide secured storage (lock standard) for meter heads, stamps, etc. Mounts to any table without doors. Field-installed.



Model No.	Wt.	List Price
ADRW2K	18#	\$440

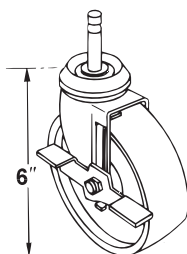
Pencil Drawer

Store pencils, other small objects. Mounts to any table without doors; field installed. Black only.

Model No.	Width	Height	Depth	Wt.	List Price
1218	21"	1 3/4"	16"	7#	\$123

Table Casters

Heavy-duty wheels with braking action; add mobility to any Kwik-File table (except Electric Height Adjustable Tables). Weight rating 500 lbs. per set of four. Field-installed.



Model No.	Description	Wt.	List Price
ACASTK	Set of 4 Casters	6.5#	\$325

SPECIALIZED WORKSTATIONS

Every mailroom or shipping area needs specialized workstations for supporting meter machines, printers and other equipment, as well as providing a place for supervisory personnel. Kwik-File offers a wide

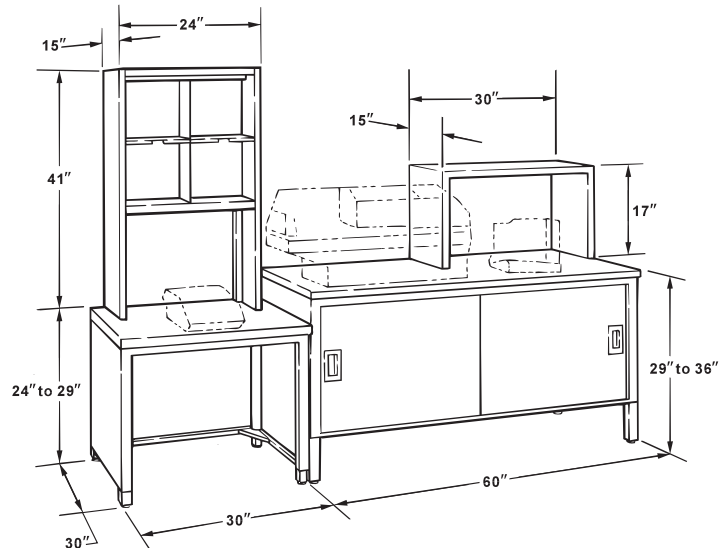
range of tables, accessory platforms, flipper door units, etc. which may be combined to accommodate a variety of specialized needs.

Meter Machine Workstation

The Meter Machine Workstation shown below combines several Mailflow Systems models to support a scale and meter machine in a typical configuration. See specifications for tables pages 276-277, sorters pages 266-271, accessory platforms page 280; then specify the meter machine workstation configuration that best suits your needs. Call Customer Service for assistance.

This Meter Machine Workstation, as shown at right, is priced at \$5149, and includes:

Model No.	Description	List Price Each
TW30	Work Table	\$1032
SC2441EH	Elevated Sorter (17" elevation)	\$1075
SS24LM01	Shelf Support	\$43
1112P06	Shelf (2)	\$124
TS60D	Storage Table with doors	\$2275
AP3017	Accessory Platform	\$600



See specifications and prices for individual models.

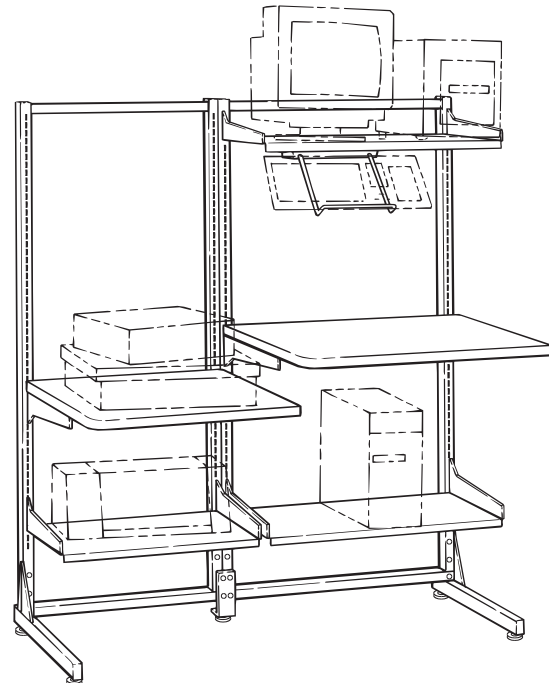
SHIPPING WORKSTATIONS

Shipping Workstation

Modular, frame-based system for shipping environments.

- Preconfigured SW1 station will support a scale, PC, keyboard, label printer and report printer.
- All components adjust on frames in 1"H increments.
- No tools required for adjustment of components.
- **Standard finishes:** Mist or Sand paint w/ Birch low-pressure laminate work surface

Model No.	Description	List Price Each
SW1	Shipping Workstation includes the following:	\$3372
3203060	Frame, 30"W x 60"H	\$536
3202460	Frame, 24"W x 60"H	\$522
350213R	Leg, single right	\$260
350213L	Leg, single left	\$260
350212	Foot, center support	\$79
3403030	Worksurface, 30"W x 30"D	\$505
3402430	Worksurface, 24"W x 30"D	\$446
3303016	Horizontal mounting shelf (2)	\$224
3302416	Horizontal mounting shelf	\$186
350100	Wire keyboard holder, single	\$135

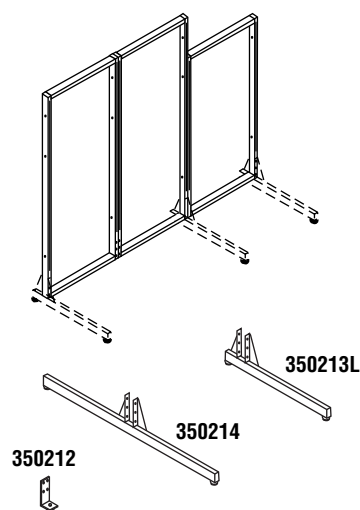


SW1 Shipping Workstation

SHIPPING WORKSTATIONS ELEMENTS

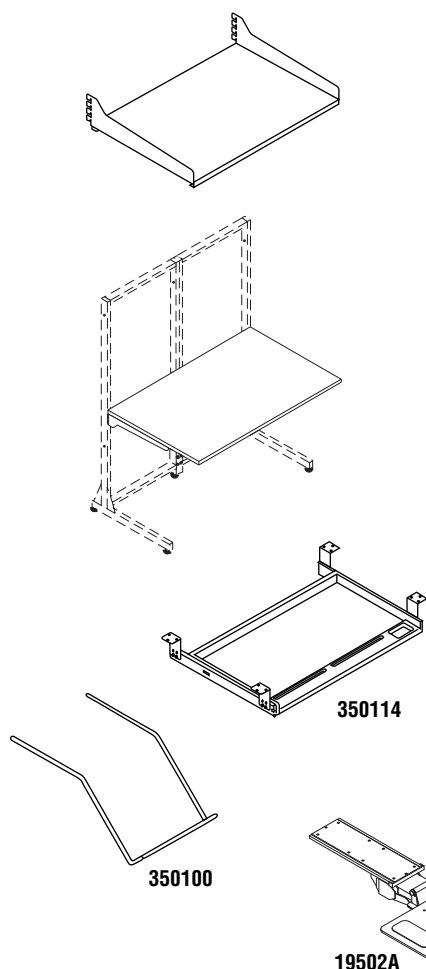
Build-your-own shipping system with individual frames, shelves, work surfaces and accessories.

- Frames are heavy-duty 11-gauge welded tubular steel.
- Frames are slotted on 1" vertical increments allowing components to connect without tools.
- Frames can be bolted together as your needs expand. 800 lbs. maximum load per frame.
- Shelves are 14-gauge steel with welded attachment brackets.
- Work surfaces are of 1" thick thermally-fused low-pressure laminate with medium density wood cores.
- **Standard finishes:** Mist or Sand paint w/ Birch low-pressure laminate work surface



Model No.	Description	Wt.	List Price
Steel Frames			
3202460	24"W x 60"H	36#	\$522
3202472	24"W x 72"H	40#	\$560
3202484	24"W x 84"H	44#	\$614
3203060	30"W x 60"H	39#	\$536
3203072	30"W x 72"H	43#	\$570
3203084	30"W x 84"H	48#	\$628
3203660	36"W x 60"H	40#	\$555
3203672	36"W x 72"H	47#	\$581
3203684	36"W x 84"H	48#	\$637
Leg Options			
350212	Foot, center support	2#	\$79
350213R	Leg, single right	13#	\$260
350213L	Leg, single left	13#	\$260
350214	Leg, double-sided (universal)	11#	\$323
350215	Casters for frame (pair; 1 locks)	4#	\$132

SHIPPING WORKSTATIONS



Model No.	Description	Wt.	List Price
Horizontal Mounting Shelf, steel (includes mounting brackets)			
3302416	Shelf, 24"W x 16"D	16#	\$186
3303016	Shelf, 30"W x 16"D	19#	\$224
3303616	Shelf, 36"W x 16"D	20#	\$289
3304816	Shelf, 48"W x 16"D	27#	\$419
3305416	Shelf, 54"W x 16"D	24#	\$443
3306016	Shelf, 60"W x 16"D	32#	\$470
Desk Worksurface (includes mounting brackets)			
3402430	Worksurface, 24"W x 30"D	24#	\$446
3403030	Worksurface, 30"W x 30"D	30#	\$505
3403630	Worksurface, 36"W x 30"D	34#	\$560
3404830	Worksurface, 48"W x 30"D	45#	\$669
3406030	Worksurface, 60"W x 30"D	56#	\$872
3407230	Worksurface, 72"W x 30"D	78#	\$950
3409030	Worksurface, 90"W x 30"D	96#	\$1204
350220	Adjustable front support leg	4#	\$167
Keyboard Accessories			
350100	Wire keyboard holder, single unit	3#	\$135
19500TA*	Retractable keyboard platform 19"W x 10 1/2"D.	12#	\$381
	0° to -15° tilt, 360° swivel.		
19502A*	Optional Mouse Platform for 19500TA,	2#	\$141
	360° swivel, 9"Dia.		
350114	Under-surface keyboard drawer (30"W worksurface and larger)	5#	\$111

*Available in Black Only.

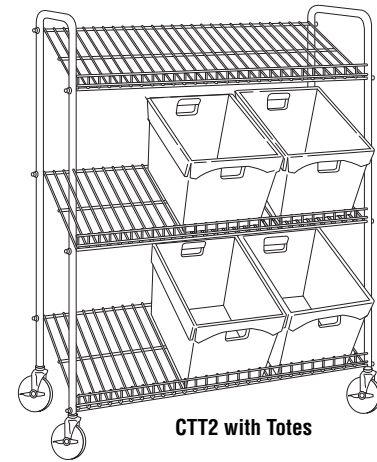
CARTS AND BAG HOLDERS**(NOTE: Not on GSA)****Tote Carts**

Ideal for use where mail is bulk pre-sorted in postal tubs, then sent to satellite stations for final sorting.

- Heavy-duty 5" diameter wheels (all with brakes) for easy handling in elevators and confined spaces.
- Mail totes are tilted forward allowing easy sorting action.
- Each Tote Cart holds 9 standard mail totes.
- CTT2 has 1" chrome 16 gauge steel leg tubing with 1/4" diameter chrome wire shelves. 225 lb. weight capacity.

Totes

Totes of lightweight, high-density polyethylene with 3/8" dia. galvanized wire rod reinforcement at top. Available in packages of 3.

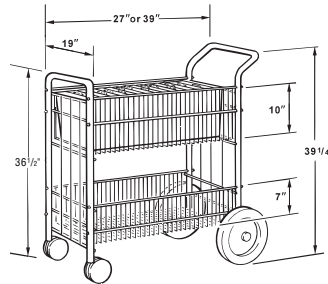
**CTT2 with Totes**

Model No.	Description	Width	Height	Depth	Wt.	List Price
❖ CTT2*	Wire Cart	43 1/2"	55"	18"	52#	\$776
❖ 90225	Totes (3)	13 1/4"	11 1/2"	18 1/4"	8#	\$158

* Limited quantities available.

Wire Carts

Two sizes. 16-gauge 1" diameter chrome-plated steel tube frame. Top and bottom steel wire baskets. 10" diameter rear wheels; 4" diameter casters in front. Easy to assemble.



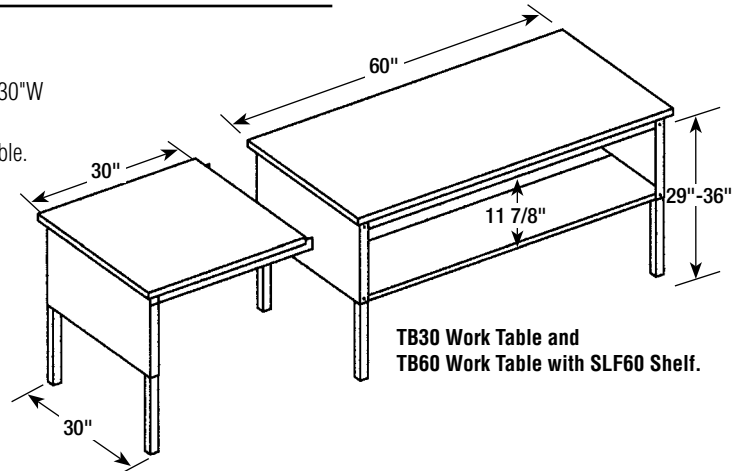
Model No.	Length	Height	Width	Wt.	List Price
❖ WC39	39"	39 1/2"	19"	46#	\$464

The perfect solution for smaller organizations needing economical and functional mail center furniture.

- Rugged steel frame construction with 1" thick thermally-fused low-pressure laminate work surfaces.
 - 500 lb. weight capacity.
 - Ready to assemble.
 - **Standard Finishes:** Pebble Gray (Kwik-Ship) paint with Birch low-pressure laminate work surfaces **only**.
 - Select models and finishes are available on the Kwik-Ship delivery program. Look for the "❖" designation in the charts below.
- Quantities are limited to 5 of any model per order. For additional quantities on an expedited lead-time, please call Customer Service to discuss options.

Work Table

- Choice of either a 48"W or a 60"W rectangular table with attaching 30"W corner table.
- Corner table has two legs and must be installed adjacent to work table.
- Legs are 1 1/2" square, 16-gauge brushed chrome tubular steel.
- Tables adjust from 29" - 36"H on 1" increments.
- Work surfaces have 3mm PVC edge.
- 48"W and 60"W table has optional Shelf for under surface storage.

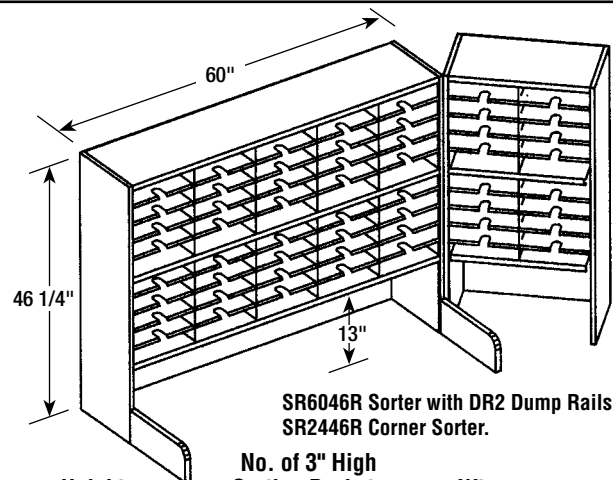


TB30 Work Table and
TB60 Work Table with SLF60 Shelf.

Model No.	Description	Width	Height	Depth	Wt.	List Price
❖ TB48	48"W Work Table	48"	29" - 36"	30"	90#	\$706
❖ SLF48	Shelf for 48"W Work Table	44"	1"	25 1/2"	20#	\$166
❖ TB60	60"W Work Table	60"	29" - 36"	30"	112#	\$934
❖ SLF60	Shelf for 60"W Work Table	56"	1"	25 1/2"	25#	\$177
❖ TB30	30"W Work Table	30"	29" - 36"	30"	53#	\$670
1219	Pencil Tray (Black Only)	21"	1 3/4"	16"		\$123

Sorters

- Standard pocket dimension: 11 5/8"W x 2 5/8"H x 13 1/4"D.
- Shelves are fixed.
- Pockets sized to accommodate commonly used 10" x 13" flat envelopes.
- 48"W and 60"W sorters available in multiple heights, with or without elevated riser.
- 24"W sorter available in a two-tier with riser configuration only.
- Optional side dump rails, task light, and label holders.
- Durable steel construction, ready to assemble.



SR6046R Sorter with DR2 Dump Rails and
SR2446R Corner Sorter.

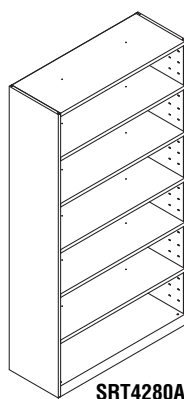
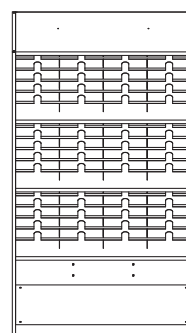
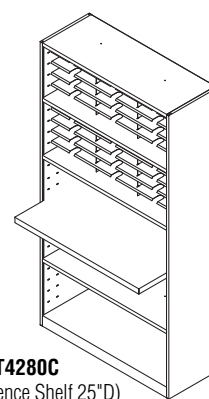
Model No.	Description	Width	Depth	Height	No. of 3" High Sorting Pockets	Wt.	List Price
❖ SR4833R	1-tier, riser	48"	13 1/4"	33 1/4"	20	91#	\$813
❖ SR4833	2-tier, no riser	48"	13 1/4"	33 1/4"	40	133#	\$1020
❖ SR4846R	2-tier, riser	48"	13 1/4"	46 1/4"	40	146#	\$1262
❖ SR6033R	1-tier, riser	60"	13 1/4"	33 1/4"	25	113#	\$826
❖ SR6033	2-tier, no riser	60"	13 1/4"	33 1/4"	50	166#	\$1074
❖ SR6046R	2-tier, riser	60"	13 1/4"	46 1/4"	50	182#	\$1338
❖ SR2446R	Corner sorter	24"	13 1/4"	46 1/4"	20	85#	\$810
❖ DR2	Dump rails	15"	3/4"	6"		5#	\$114
❖ 4904K	48W task light (used for 60" sorters)					10#	\$264
❖ 3704K	36W task light (used for 48" sorters)					8#	\$213
❖ 90145	Label holders (set of 20) – Adhesive					1 oz.	\$26
❖ 911785	Label holders (set of 20) – Magnetic					3 oz.	\$41
❖ 922VEL	Label holders (set of 20) – Velcro					3 oz.	\$32

❖ Indicates Kwik-Ship models.

MAILFLOW-TO-GO™ (NOTE: Not on GSA)**Mailflow-To-Go Cabinets**

These reconfigurable Mailflow-to-Go cabinets are a perfect addition to any mail or storage room. Their clever design uses one standard cabinet with any of three internal configurations creating a mail sort station, literature organizer or a standard shelving unit for bulk storage.

- Cabinet measures 42"W x 80"H x 16"D.
- Three unique configurations (Mail, Literature or Bulk Storage).
- Ships in 3 days or less.
- Easy to assemble, no hardware required.
- Available in Pebble Gray only.

**SRT4280A****SRT4280B****SRT4280C**

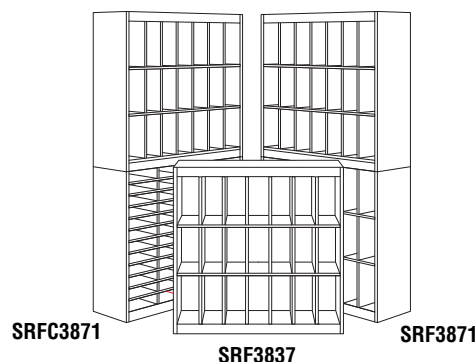
(Note: Reference Shelf 25"D)

Model No.	Configuration	Doors	No. of Shelves/Pockets	Pocket Dimensions	Wt.	List Price
❖ SRT4280A	Bulk Storage	N	5 adjustable shelves		154#	\$1312
❖ SRT4280B	Literature/Forms	N	72 pockets	10 1/8"W x 12 3/4"D x 2 3/4"H	234#	\$2075
❖ SRT4280C	Mail	N	30 pockets	13 1/8"W x 12 3/4"D x 2 1/8"H	202#	\$1878
SRTD4280A	Bulk Storage	Y	5 adjustable shelves		204#	\$1858
SRTD4280B	Literature/Forms	Y	72 pockets	10 1/8"W x 12 3/4"D x 2 3/4"H	284#	\$2514

VertiPocket Sorters

- All models measure 37 3/4"W x 12 3/4"D.
- Vertical pockets measure 4 7/8"W x 10 1/4"H x 12 1/2"D.
- Horizontal pockets in Combination Sorter measure 8 3/4"W x 2 1/4"H x 12 1/2"D.
- Steel frame with corrugated dividers and recycled paperboard back.
- Ready to assemble.

Standard Finishes: Pebble Gray **only**.



Model No.	Description	Height	No. of Pockets	Wt.	List Price
SRF3837	VertiPocket	37"	21	40#	\$367
SRF3871	VertiPocket	71"	42	80#	\$649
SRFC3871	Combination	71"	48 horizontal, 21 vertical	88#	\$722


❖ Indicates Kwik-Ship models.

IT Furniture



Enclosures
Open Architecture Racking
Technical Workbenches

STANDARD DATA CABINET (SDC)



3358436

- Ideal for network and telecommunication applications.
- Weight capacity is tested at 1000 lbs. per cabinet on leveling feet.
- Plexiglas locking front door, locking vented steel rear door and removable side panels.
- **Standard paint finishes:** DW5 Graphite Textured (Kwik-Ship), DV5 Black Textured
- Select models and finishes are available on the Kwik-Ship delivery program. Look for the "❖" designation in the charts below. Quantities are limited to 5 of any model per order. For additional quantities on an expedited lead-time, please call Customer Service to discuss options.
- Cabinet provides 24U in 48"H, 38U in 72" and 45U in 84"H.
- Standard with two pair of front to rear adjustable 19" EIA rack mount rails with attaching hardware.
- Standard with four - 3 1/2" cable knockouts in top panel.
- Shelves are non-textured Black only.

Model No.	Description	Wt.	List Price
❖ 3358436	24"W x 36"D x 84"H SDC Cabinet, with 19" rails (2 pair) (includes 48 Cage-Nuts)	220#	\$3402
❖ 3357236	24"W x 36"D x 72"H SDC Cabinet, with 19" rails (2 pair) (includes 48 Cage-Nuts)	168#	\$3034
❖ 3354836	24"W x 36"D x 48"H SDC Cabinet, with 19" rails (2 pair) (includes 48 Cage-Nuts)	148#	\$2582

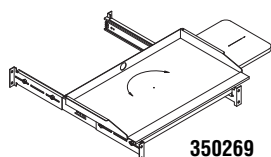
RACK MOUNT RAILS

- 11 gauge CRS Universal square rack mount rail allowing the use of 10-32, 12-24 or M6 hardware.
- Rails are sold in pairs.

Model No.	Description	Wt.	List Price
350260	Full Height, square hole, pair of additional rails for 84"H SDC Cabinet	8#	\$228
350255	Full Height, square hole, pair of additional rails for 72"H SDC Cabinet	8#	\$224
350226	Package of 24 10-32 thread cage nuts	.10#	\$45

KEYBOARD OPTIONS

- Convenient keyboard shelves designed to accommodate trays up to 17.75".
- Maximum weight capacity of 40 lbs.
- Inside tray dimension of deluxe pivoting keyboard tray is 10.75"D x 20.5"W.
- Stores neatly in cabinet when not in use.
- Mounting hardware, brackets and slides included.
- Available in Black Finish.



350269

Model No.	Description	Wt.	List Price
350269	Deluxe 19" Rack Mount Pivoting Keyboard w/sliding mouse tray	18#	\$426

STANDARD DATA CABINET ACCESSORIES



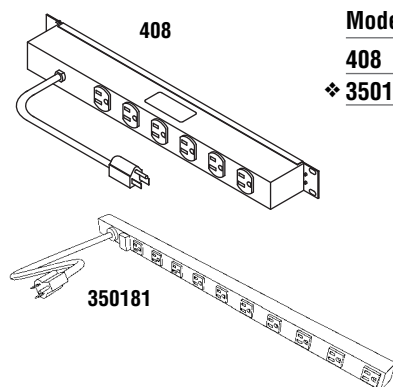
- Select models and finishes are available on the Kwik-Ship delivery program. Look for the "❖" designation in the charts below. Quantities are limited to 5 of any model per order. For additional quantities on an expedited lead-time, please call Customer Service to discuss options.

Model No.	Description	Wt.	List Price
❖ 350221	Casters, set of four 3", 1,000# load rating	7#	\$149
❖ 350222	550 cfm fan	6#	\$434
❖ 4211730	Shelf, 17"W x 30"D, fixed vented steel, 250# load rating	15#	\$235
❖ 4221530	Shelf, 15"W x 30"D, sliding vented steel, 200# load rating	18#	\$389

❖ Indicates Kwik-Ship models.

POWER OPTION

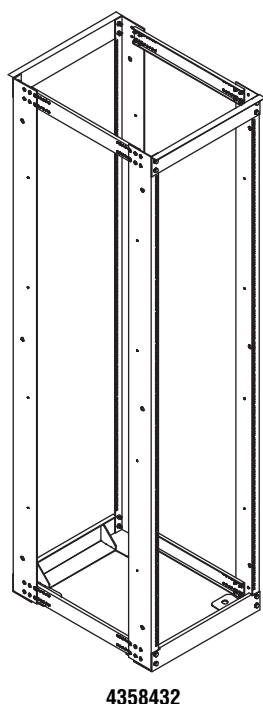
- Rack Mountable power option is 1U high.
- Mounting hardware included.
- 350181 can only be mounted into 84"H cabinets.



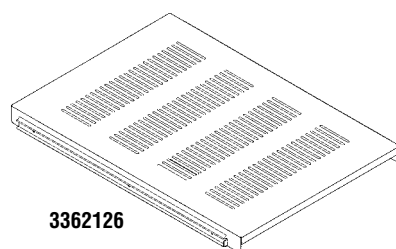
Model No.	Description	Wt.	List Price
408	Rack Mountable Power Strip 15 amp w/surge protector	2.0#	\$418
❖ 350181	72"L, 24 outlet power strip, 15 amp, 15' cord	4.5#	\$329

DUAL ADJUSTABLE RACK (NOTE: Not on GSA)

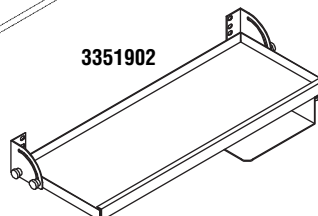
- A cost effective solution to rack mounting 19" EIA network equipment.
- Enables users to easily manage cables and cross connects.
- Depths adjust in 1/2" increments.
- 1500 lb. weight capacity.
- Assembles quickly and easily.
- Accessories listed below are compatible with Dual Adjustable Racks only.
- All steel construction with black finish only.
- Select models and finishes are available on the Kwik-Ship delivery program. Look for the "❖" designation in the charts below.
- Quantities are limited to 5 of any model per order. For additional quantities on an expedited lead-time, please call Customer Service to discuss options.
- Open rack design eliminates ventilation concerns.
- Available in 72" or 84" heights and two depths: 21-26" or 27-32".
- Provides 38U (72"H) or 45U (84"H) of rack mount space using square hole mounting rails.
- Customizable with a variety of shelves designed to support large networking equipment.



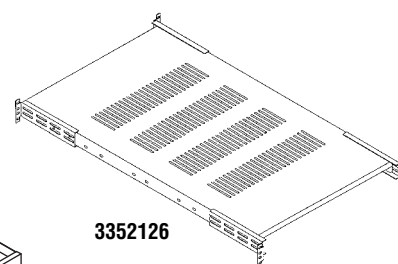
Model No.	Description	Wt.	List Price
❖ 4357226	Dual Adjustable Rack, 72"H x 19"W x 21-26"D	73#	\$1231
❖ 4357232	Dual Adjustable Rack, 72"H x 19"W x 27-32"D	79#	\$1267
❖ 4358426	Dual Adjustable Rack, 84"H x 19"W x 21-26"D	88#	\$1318
❖ 4358432	Dual Adjustable Rack, 84"H x 19"W x 27-32"D	90#	\$1353
❖ 3352126	Fixed Shelf, 21-26"D, 200# capacity	13#	\$245
❖ 3352732	Fixed Shelf, 27-32"D, 200# capacity	16#	\$272
❖ 3362126	Sliding Shelf, 21-26"D, 200# capacity	22#	\$438
❖ 3362732	Sliding Shelf, 27-32"D, 200# capacity	26#	\$473
❖ 3351902	Keyboard Tray with Articulating Mouse Platform	18#	\$263



3362126



3351902



3352126

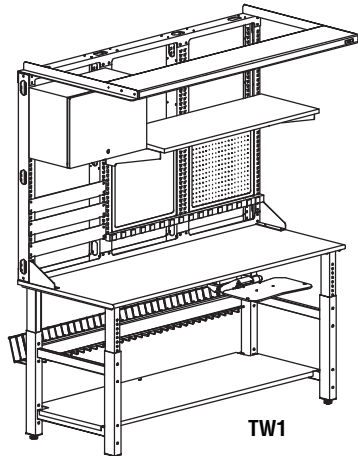
❖ Indicates Kwik-Ship models.

TECHWORKS™



- Select models and finishes are available on the Kwik-Ship delivery program. Look for the "❖" designation in the charts below. Quantities are limited to 5 of any model per order. For additional quantities on an expedited lead-time, please call Customer Service to discuss options.

TECHWORKS™ TYPICAL



TW1

QTY.	DESCRIPTION	MODEL NO.	LIST PRICE EACH
1	72"W X 30"D Table w/Lam.	728H	\$1504
1	72"W x 48"H Upper Frame	713	\$840
1	48"W x 18"D Lam. Fixed Shelf	717H	\$592
1	Retractable Keyboard Platform	19500ATW	\$354
1	Full Base Shelf 72"W x 23"D	723	\$362
1	24"W x 3"H Part Bin Panels	758	\$78
1	24"W x 3"H Part Bin Panels	758	\$78
1	24"W x 3"H Part Bin Panels	758	\$78
1	24"W Lockable Storage Bin	763	\$738
1	48"W 15amp Power Strip	767	\$306
1	72"W Task Light (48"H Frames)	793	\$787
1	24"W x 24"H Pegboard	752	\$222
1	72"W Wire Cable Basket	779	\$397
1	24"W x 24"H Whiteboard	744	\$222

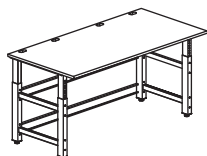
BENCHES

- Available in 48", 60" and 72" widths, and 30" and 36" depths.
- Bullnose T-mold front edge with 3mm PVC on remaining sides. Black only.
- Tables are height adjustable from 26" to 38" (29" to 41" with caster kit).
- Table base accommodates a full or partial base shelf.
- Standard 3" cable management grommets on worksurface for ease of routing cables.
- 45 lb. density particle board with TFL (Thermally-Fused Laminate 1" thick), HPL (High Pressure Laminate 1 1/8" thick) or ESD (Electro-Static Discharge 1 1/8" thick), including grounding wire.

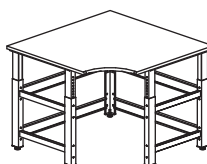
- Now available in 1 3/4" butcher block surface with bullnosed front edge.
- Supports 1000 lbs. and has welded support foot and leveler.
- Worksurfaces attach with metal-to-metal fasteners.
- Ships knocked down.
- Standard paint finishes:** DW5 Graphite Textured, DV5 Black Textured
- Kwik-Ship Finishes:** Black textured paint with Storm Gray Maytrix laminate.

*Let Our Professional Design Staff Help You with Maytrix Space Planning.
Call or visit our web site at www.mayline.com*

Model No.	Description	Wt.	List Price
700	48"Wx30"D Adjustable Table w/low pressure laminate surface	139#	\$1233
700H	48"Wx30"D Adjustable Table w/high pressure laminate surface	139#	\$1361
700E	48"Wx30"D Adjustable Table w/ ESD laminate	139#	\$1664
700B	48"Wx30"D Adjustable Table w/ 1 3/4" butcher block surface	162#	\$1563
701	48"Wx36"D Adjustable Table w/low pressure laminate surface	150#	\$1319
701H	48"Wx36"D Adjustable Table w/high pressure laminate surface	150#	\$1418
701E	48"Wx36"D Adjustable Table w/ESD laminate	150#	\$1821
701B	48"Wx36"D Adjustable Table w/ 1 3/4" butcher block surface	183#	\$1605
727	60"Wx30"D Adjustable Table w/low pressure laminate surface	155#	\$1276
❖ 727H	60"Wx30"D Adjustable Table w/high pressure laminate surface	155#	\$1404
727E	60"Wx30"D Adjustable Table w/ESD surface	155#	\$2189
727B	60"Wx30"D Adjustable Table w/ 1 3/4" butcher block surface	187#	\$2013
702	60"Wx36"D Adjustable Table w/low pressure laminate surface	170#	\$1361
❖ 702H	60"Wx36"D Adjustable Table w/high pressure laminate surface	170#	\$1463
702E	60"Wx36"D Adjustable Table w/ESD Surface	170#	\$2220
702B	60"Wx36"D Adjustable Table w/ 1 3/4" butcher block surface	207#	\$2036
728	72"Wx30"D Adjustable Table w/low pressure laminate surface	175#	\$1374
❖ 728H	72"Wx30"D Adjustable Table w/high pressure laminate surface	175#	\$1504
728E	72"Wx30"D Adjustable Table w/ESD surface	175#	\$2209
728B	72"Wx30"D Adjustable Table w/ 1 3/4" butcher block surface	215#	\$2057
703	72"Wx36"D Adjustable Table w/low pressure laminate surface	185#	\$1463
❖ 703H	72"Wx36"D Adjustable Table w/high pressure laminate surface	185#	\$1590
703E	72"Wx36"D Adjustable Table w/ESD surface	185#	\$2234
703B	72"Wx36"D Adjustable Table w/ 1 3/4" butcher block surface	236#	\$2078
729	48"Wx30"D Adjustable Corner Table w/low pressure laminate surface	180#	\$1520
729H	48"Wx30"D Adjustable Corner Table w/high pressure laminate surface	180#	\$1733
729E	48"Wx30"D Adjustable Corner Table w/ESD surface	180#	\$2078
729B	48"Wx30"D Adjustable Corner Table w/ 1 3/4" butcher block surface	220#	\$3153
704	48"Wx36"D Adjustable Corner Table w/low pressure laminate surface	185#	\$1605
704H	48"Wx36"D Adjustable Corner Table w/high pressure laminate surface	185#	\$1733
704E	48"Wx36"D Adjustable Corner Table w/ESD surface	185#	\$2209
704B	48"Wx36"D Adjustable Corner Table w/ 1 3/4" butcher block surface	230#	\$3240



703

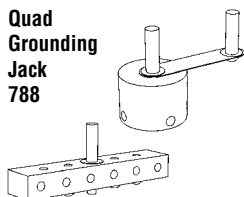


704

❖ Indicates Kwik-Ship models.

ESD ACCESSORIES

Quad
Grounding
Jack
788



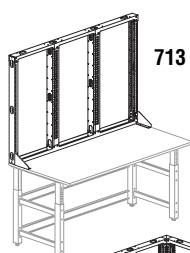
Grounding Bar 789

- Must be wired in compliance with local electrical codes
- Grounding bar provides common grounding point for managing multiple ground wires
- Wrist strap must be used with Grounding Jack for proper grounding
- Grounding Jack accommodates 4 standard banana jacks (on the end of wrist straps)

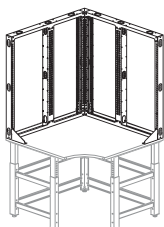
Model No.	Description	Wt.	List Price
787	ESD Wrist strap	2#	\$76
788	ESD Grounding Jack	3#	\$81
789	ESD Grounding Bar	.5#	\$141

ORGANIZER FRAMES

- Attaches to top of Techworks Tables.
- Available in 24", 36" and 48" Heights; 48", 60", and 72" Widths; and 48" corner assemblies.
- Uprights are single slotted in 1" increments for maximum height adjustability of components.
- Organizer frames incorporate both horizontal and vertical integrated cable management options without requiring external cable channels.
- 14 gauge cold rolled steel construction, unit supports a maximum load rating of 400 lbs. (evenly balanced, cantilevered on one side).
- Mechanically fastened to worksurfaces.
- Ships knocked down.
- **Standard paint finishes:** DX5 Chameleon Textured, DU5 Autumn White Textured, DW5 Graphite Textured, DV5 Black Textured



716



Model No.	Description	Wt.	List Price
705	48"Wx24"H Upper Frame	31#	\$585
706	48"Wx36"H Upper Frame	35#	\$631
707	48"Wx48"H Upper Frame	39#	\$717
708	60"Wx24"H Upper Frame	42#	\$644
709	60"Wx36"H Upper Frame	45#	\$711
❖ 710	60"Wx48"H Upper Frame	51#	\$766
711	72"Wx24"H Upper Frame	53#	\$711
712	72"Wx36"H Upper Frame	59#	\$776
❖ 713	72"Wx48"H Upper Frame	67#	\$840
714*	48"Wx24"H Upper Corner Frame	65#	\$1057
715*	48"Wx36"H Upper Corner Frame	72#	\$1099
716*	48"Wx48"H Upper Corner Frame	80#	\$1204

* Inner frame section of corner unit cannot accept pegboards or whiteboards.

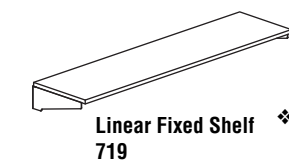
SHELVES

- Widths - 24", 30", 48", 60" and 72", Depth - 18".
- Cantilevered shelves are height adjustable on one-inch increments and relocate without the use of tools for ease of adaptability.
- Tilt shelves have full-length raised safety edge to prevent forward slippage of stored equipment. Shelves are positioned at 0°, 5° or 10° angles.
- Weight capacity of fixed and tilt shelf is 200 lbs. Corner shelf is 250 lbs.
- **Standard paint finishes:** DX5 Chameleon Textured, DU5 Autumn White Textured, DW5 Graphite Textured, DV5 Black Textured


Model No.	Description	Wt.	List Price
797	24"Wx18"D Low Pressure Laminate Fixed Shelf	29#	\$473
797H	24"Wx18"D High Pressure Laminate Fixed Shelf	29#	\$537
797E	24"Wx18"D ESD Fixed Shelf	29#	\$602
797T	24"Wx18"D Low Pressure Laminate Tilt Shelf	32#	\$564
797TH	24"Wx18"D High Pressure Laminate Tilt Shelf	32#	\$629
797TE	24"Wx18"D ESD Tilt Shelf	32#	\$695
798	30"Wx18"D Low Pressure Laminate Fixed Shelf	37#	\$490
798H	30"Wx18"D High Pressure Laminate Fixed Shelf	37#	\$555
798E	30"Wx18"D ESD Fixed Shelf	37#	\$620
798T	30"Wx18"D Low Pressure Laminate Tilt Shelf	40#	\$602
798TH	30"Wx18"D High Pressure Laminate Tilt Shelf	40#	\$666
798TE	30"Wx18"D ESD Tilt Shelf	40#	\$734
717	48"Wx18"D Low Pressure Laminate Fixed Shelf	45#	\$527
❖ 717H	48"Wx18"D High Pressure Laminate Fixed Shelf	45#	\$592
717E	48"Wx18"D ESD Fixed Shelf	45#	\$690
717T	48"Wx18"D Low Pressure Laminate Tilt Shelf	47#	\$659
717TH	48"Wx18"D High Pressure Laminate Tilt Shelf	47#	\$725
717TE	48"Wx18"D ESD Tilt Shelf	47#	\$830

❖ Indicates Kwik-Ship models.

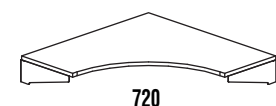
Shelves continued on next page.

SHELVES (CONTINUED)

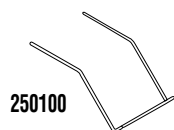
Model No.	Description	Wt.	List Price
718	60"Wx18"D Low Pressure Laminate Fixed Shelf	53#	\$592
❖ 718H	60"Wx18"D High Pressure Laminate Fixed Shelf	55#	\$659
718E	60"Wx18"D ESD Fixed Shelf	55#	\$787
718T	60"Wx18"D Low Pressure Laminate Tilt Shelf	56#	\$725
718TH	60"Wx18"D High Pressure Laminate Tilt Shelf	56#	\$787
718TE	60"Wx18"D ESD Tilt Shelf	56#	\$898



719	72"Wx18"D Low Pressure Laminate Fixed Shelf	63#	\$659
❖ 719H	72"Wx18"D High Pressure Laminate Fixed Shelf	61#	\$725
719E	72"Wx18"D ESD Fixed Shelf	61#	\$830
719T	72"Wx18"D Low Pressure Laminate Tilt Shelf	66#	\$787
719TH	72"Wx18"D High Pressure Laminate Tilt Shelf	66#	\$855
719TE	72"Wx18"D ESD Tilt Shelf	66#	\$1003

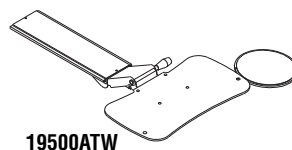
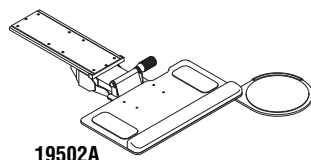
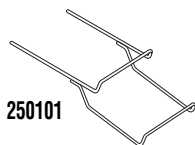


720	48"Wx18"D Low Pressure Laminate Corner Shelf	85#	\$922
720H	48"Wx18"D High Pressure Laminate Corner Shelf	85#	\$987
720E	48"Wx18"D ESD Corner Shelf	85#	\$1107

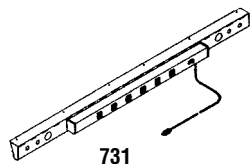
KEYBOARD OPTIONS

Model No.	Description	Wt.	List Price
❖ 19500ATW*	Retractable keyboard platform 19"W x 10 1/2"D. 0° to -15° tilt, 360° swivel.	12#	\$354
❖ 19502A*	Optional mouse platform for 19500TA, 9"Dia., 360° swivel.	2#	\$141
250100	Wire keyboard holder. Chrome finish.	3#	\$114
250101	Dual wire keyboard holder. Chrome finish.	4#	\$193

*Available in Black Only.

**SERVICE BARS**



- Attached with wood screws to the underside of worksurfaces or shelves.
- Most include power strip.
- Includes four openings for air, gas, and vacuum fixtures.
- Includes two cable pass through holes.



Model No.	Description	Wt.	List Price
730	Service Bar 48" 15amp power strip, 8 outlets, 15' cord	8#	\$461
❖ 731	Service Bar 60" 15amp power strip, 12 outlets, 15' cord	12#	\$515
❖ 732	Service Bar 72" 15amp power strip, 16 outlets, 15' cord	14#	\$591
737	Service Bar Corner, no power strip	3#	\$84

TABLE BASE SHELVES

- Shelves attach to the lower or upper cross-bars on table base.
- Shelves are positional in 2 pre-set locations on base.
- 14 gauge CRS.
- Weight capacity of Full base or Partial base shelf is 400 lbs. each.



Model No.	Description	Wt.	List Price
721	Full base shelf 48"Wx23"D	33#	\$285
❖ 722	Full base shelf 60"Wx23"D	39#	\$308
❖ 723	Full base shelf 72"Wx23"D	47#	\$362
738	Partial Base shelf 48"Wx12"D	16#	\$186
739	Partial Base shelf 60"Wx12"D	19#	\$228
740	Partial Base shelf 72"Wx12"D	22#	\$257

❖ Indicates Kwik-Ship models.

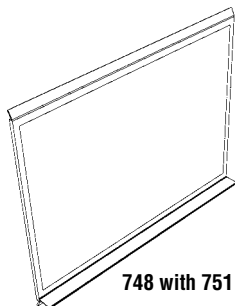
CASTER KITS

- Casters will add 3" of height to bench
- Kit includes (2) casters without locking mechanism and (2) locking casters which lock the wheel
- Tread is hard rubber
- Load capacity of each caster is 250 lbs.

Model No.	Description	Wt.	List Price
742	Caster Kit (5) for corner units	9#	\$185
350221	Caster Kit (4)	7#	\$149

WHITEBOARDS

- Attaches between frame uprights
- Creates a finished panel appearance from front.
- Allows hook-on components to be mounted in front of whiteboard.
- Cannot be used on middle sections of corner organizer frames.

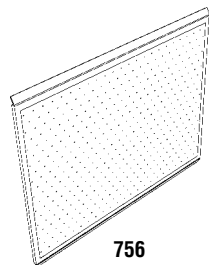


748 with 751

Model No.	Description	Wt.	List Price
❖ 744	24"W x 24"H whiteboard	6#	\$222
745	24"W x 36"H whiteboard	7#	\$261
746	24"W x 48"H whiteboard	8#	\$316
❖ 747	30"W x 24"H whiteboard	7#	\$239
748	30"W x 36"H whiteboard	8#	\$279
749	30"W x 48"H whiteboard	9#	\$327
750	24"W Marker Tray for whiteboards	1#	\$59
751	30"W Marker Tray for whiteboards	1#	\$65

PEG BOARDS

- Attaches between frame uprights
- Creates a finished panel appearance from front.
- Allows hook-on components to be mounted in front of peg board.
- Cannot be used on middle sections of corner organizer frames.

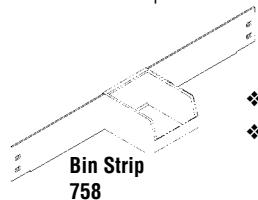


756

Model No.	Description	Wt.	List Price
❖ 752	24"W x 24"H peg board	6#	\$222
753	24"W x 36"H peg board	7#	\$261
754	24"W x 48"H peg board	8#	\$303
❖ 755	30"W x 24"H peg board	7#	\$239
756	30"W x 36"H peg board	8#	\$279
757	30"W x 48"H peg board	9#	\$311

PART BIN PANELS

- 48", 60", 72"W organizer frame sizes accept multiple bin strips.
- Accepts optional part bins from multiple vendors. (contact customer service for compatibility)
- Hook-on components cannot be placed in front of bin strips.

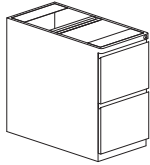
Bin Strip
758

Model No.	Description	Wt.	List Price
❖ 758	24"W x 3"H Part Bin Panels	3#	\$78
❖ 759	30"W x 3"H Part Bin Panels	4#	\$90

❖ Indicates Kwik-Ship models.

FREESTANDING STORAGE

- Full width with "J" style pulls.
- Locks standard.
- To key pedestals alike, purchase optional keyed alike tumblers.
- Full extension ball bearing slides on all drawers.
- Leveling glides have 5/8" of adjustability.
- Unique recessed base design allows casters to be added without adding additional height to the pedestal.

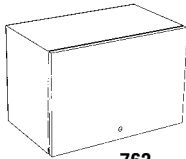


C8817F

Model No.	Dimensions	Wt.	List Price
C8817B	15"W x 17 1/2"D x 28"H - B/B/F	50#	\$545
C8817F	15"W x 17 1/2"D x 28"H - F/F	48#	\$545
C8817M	17"D - Mobile Kit	28#	\$76

OVERHEAD STORAGE

- Door swings up and over the cabinet to optimize interior space.
- Door lock is standard.
- 12"D x 16"H



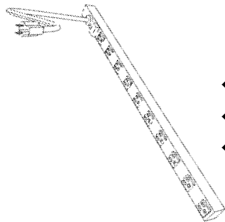
763

LOCKING STORAGE

Model No.	Description	Wt.	List Price
❖ 763	24"W x 12"D x 16"H lockable storage bin	37#	\$738
❖ 764	30"W x 12"D x 16"H lockable storage bin	50#	\$924

POWER STRIPS

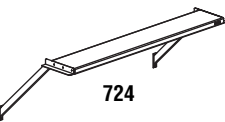
- Mounts horizontally to organizer frame.
- Mounting hardware included



Model No.	Description	Wt.	List Price
765	24"W 15amp power strip, 8 outlets, 15' cord	3#	\$270
❖ 767	48"W 15amp power strip, 16 outlets, 15' cord	4#	\$306
❖ 768	60"W 15amp power strip, 20 outlets, 15' cord	5#	\$370
❖ 769	72"W 15amp power strip, 24 outlets, 15' cord	6#	\$386

Note: 48" wide power strips do not fit on corner organizer frames.

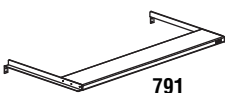
LIGHTS



724

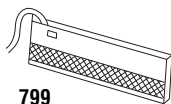
- Allow 15" of clearance above frame for height adjustable light
- Overhead lights include an on/off switch.
- Adjustable height overhead light may interfere with the placement of components at the uppermost mounting position.

- Overhead Lights include a 9 foot power cord
- UL and CSA approved




791

Model No.	Description	Wt.	List Price
724	48"W 4 bulb ballast adjustable height overhead light	36#	\$701
725	60"W 4 bulb ballast adjustable height overhead light	41#	\$765
726	72"W 4 bulb ballast adjustable height overhead light	47#	\$787
791	48"W 4 bulb magnetic ballast fixed height overhead light	36#	\$701
❖ 792	60"W 4 bulb magnetic ballast fixed height overhead light	41#	\$765
❖ 793	72"W 4 bulb magnetic ballast fixed height overhead light	47#	\$787
799	18"W x 4 1/2"D x 1 1/4"H under shelf task light	8#	\$165



799

CABLE MANAGEMENT



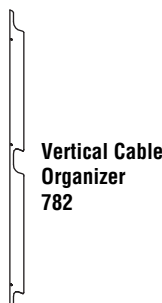
Cable Trough (Mounts between frame uprights)

Model No.	Description	Wt.	List Price
775	24"W Horizontal Cable Management	2#	\$70
776	30"W Horizontal Cable Management	2.5#	\$75



Cable Basket (Mounts to table base)

777	48"W Horizontal Cable Management, Black	4#	\$270
❖ 778	60"W Horizontal Cable Management, Black	7#	\$325
❖ 779	72"W Horizontal Cable Management, Black	8#	\$397

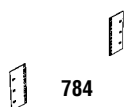


Vertical Cable Organizer (Mounts to interior of frame uprights)

780	24"H section of Vertical Cable Management	2#	\$118
781	36"H section of Vertical Cable Management	2.5#	\$158
782	48"H section of Vertical Cable Management	3#	\$212

RACK MOUNT ADAPTERS

- Provides 19" EIA standard rack mounting between uprights.
- Standard with cage nuts for mounting equipment.



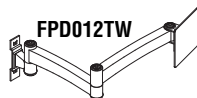
Model No.	Description	Wt.	List Price
783	3 1/2" rack rail adapter set (2U) 24" spacing	2#	\$118
784	7" rack rail adapter set (4U) 24" spacing	3#	\$212
785	3 1/2" rack rail adapter set (2U) 30" spacing for 60"W frames	2#	\$141
786	7" rack rail adapter set (4U) 30" spacing for 60"W frames	3#	\$230

CONNECTOR KITS (to connect side-by-side stations together)

Model No.	Description	Wt.	List Price
790	Connector kits	1#	\$83

FLAT PANEL MONITOR SUPPORT BRACKET

- Compatible with VESA compliant monitors only.



Model No.	Description	Wt.	List Price
❖ FPD012TW	Monitor Support – Two Arms	4#	\$350
❖ FPD011TW	Monitor Support – One Arms	2#	\$285
❖ FPD010TW	Monitor Support – No Arms	1#	\$194

MAYTRIX™



MAYTRIX™ LAN RACKING SYSTEM

Modular, flexible, yet rugged support system for organizing local area network, communications and monitoring equipment.

Frames: Heavy-duty 1" x 2" 11-gauge welded steel, slotted on both sides in 1" increments. Frames can be bolted together as needs expand. 800 lb. maximum load per frame. **Note:** Frame heights are for frame only. Must add 3" for foot and 6" for caster and foot.

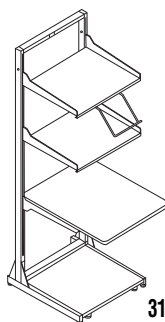
Shelves: 14-gauge steel with integral attachment brackets. Available either horizontal or with 13° tilt. Floor shelf for CPU requires either glide or caster kit. 300 lb. maximum load per shelf.

Work Surface: 1" thermally-fused Fog Gray low-pressure laminate with T-mold edge standard. Also available in 1 1/8" high-pressure laminate or ESD laminate with T-mold edge (does not include grounding wire). Support brackets included. Additional front support leg suggested for loads over 150#. Support leg included with 36"-deep work surfaces.

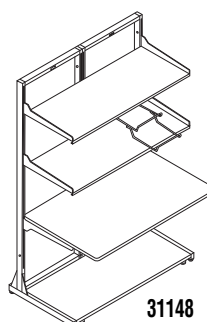
Keyboard supports: Available in four variations — single wire holder or double wire holder for mounting under steel shelves; retractable platform or keyboard drawer for mounting under work surface.

Mayline offers three preconfigured Maytrix LAN stations to meet a variety of systems needs. **Each ships in a single carton.**

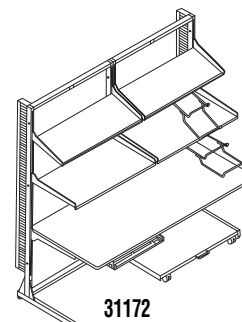
Color: Gray paint finish, with Fog Gray low-pressure laminate surfaces only for preconfigured units.



31124



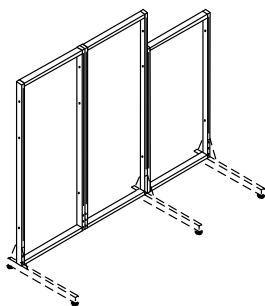
31148



31172

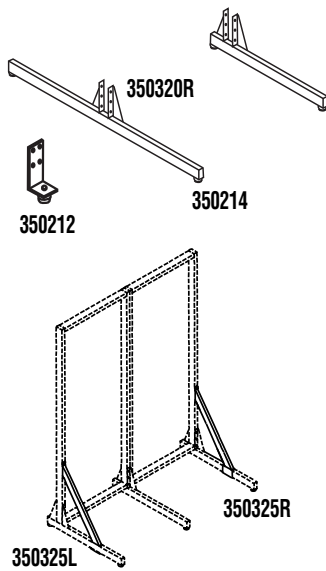
Model No.	Description	Wt.	List Price
31124	24" Basic Maytrix (1) 24" x 72" frame; (2) single-sided legs; (2) 24" x 16" horiz. shelves; (1) single wire keyboard holder; (1) 24" x 30" work surface; (1) 18" x 21" floor shelf; (1) floor shelf glide kit.	119#	\$2154
31148	48" Maytrix Console (2) 24" x 72" frames; (2) single-sided legs; (1) center support foot; (2) 48" x 16" horiz. shelves; (1) double wire keyboard holder; (1) 48" x 30" work surface; (1) 42" x 21" floor shelf; (1) floor shelf glide kit.	211#	\$3651
31172	72" Deluxe Maytrix (2) 36" x 72" frames; (2) single-sided legs; (1) center support foot; (2) 36" x 16" tilt shelves; (2) 36" x 16" horiz. shelves; (2) double wire keyboard holders; (1) 72" x 30" work surface; (1) under surface keyboard drawer; (1) 30" x 21" floor shelf; (1) floor shelf caster kit; (2) 6 ft. slotted cable management channels.	270#	\$5400

**Let Our Professional Design Staff Help You with Maytrix Space Planning.
Call or visit our web site at www.mayline.com**

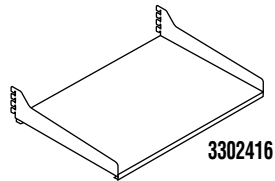


Model No.	Description	Wt.	List Price
Maytrix™ Steel Frames			
3202460	Frame, 24"W x 60"H	36#	\$522
3202472	Frame, 24"W x 72"H	40#	\$560
3202484	Frame, 24"W x 84"H	44#	\$614
3203060	Frame, 30"W x 60"H	39#	\$536
3203072	Frame, 30"W x 72"H	43#	\$570
3203084	Frame, 30"W x 84"H	48#	\$628
3203660	Frame, 36"W x 60"H	40#	\$555
3203672	Frame, 36"W x 72"H	47#	\$581
3203684	Frame, 36"W x 84"H	48#	\$637

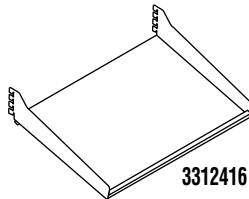
MAYTRIX™ LAN RACKING SYSTEM



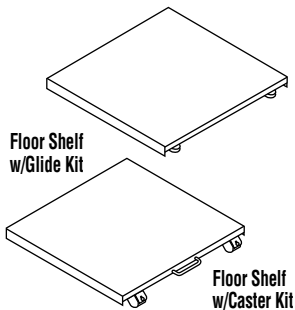
Model No.	Description	Wt.	List Price
Maytrix™ Leg Options			
350212	Foot, center support	2#	\$79
350213R	Leg, single right (for use with 30"-deep work surfaces)	7#	\$260
350213L	Leg, single left (for use with 30"-deep work surfaces)	7#	\$260
350320R	Leg, single right (for use with 36"D work surfaces)	7#	\$260
350320L	Leg, single left (for use with 36"D work surfaces)	7#	\$260
350214	Leg, double-sided (universal - fits L or R)	11#	\$323
350215	Casters for frame (pair-1 lock, 1 non-lock)	4#	\$132
350325R	Frame brace, right	4#	\$128
350325L	Frame brace, left	4#	\$128



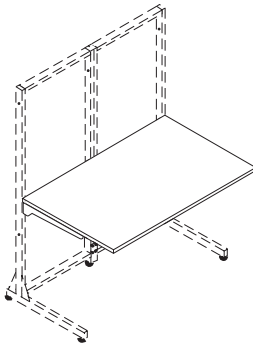
Model No.	Description	Wt.	List Price	Model No.	Description	Wt.	List Price
Maytrix™ Horizontal Mounting Shelf, steel (includes mounting brackets)							
3302416	24"W x 16"D	16#	\$186	3302420	24"W x 20"D	16#	\$201
3303016	30"W x 16"D	19#	\$224	3303020	30"W x 20"D	16#	\$250
3303616	36"W x 16"D	20#	\$289	3303620	36"W x 20"D	24#	\$304
3304816	48"W x 16"D	27#	\$419	3304820	48"W x 20"D	27#	\$435
3305416	54"W x 16"D	27#	\$443	3305420	54"W x 20"D	27#	\$462
3306016	60"W x 16"D	32#	\$470	3306020	60"W x 20"D	38#	\$495
350318	Replacement center mounting bracket (48", 60" only)						\$90



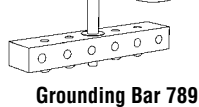
Maytrix™ 13° Tilt Shelf, steel (includes mounting brackets)							
3312416	24"W x 16"D	16#	\$279	3312420	24"W x 20"D	19#	\$291
3313016	30"W x 16"D	19#	\$328	3313020	30"W x 20"D	19#	\$342
3313616	36"W x 16"D	21#	\$369	3313620	36"W x 20"D	19#	\$384



Maytrix™ Floor Shelf, steel		Wt.	List Price
3322421	Floor shelf, 18"W x 21"D, fits 24"W frame	14#	\$314
3323021	Floor shelf, 24"W x 21"D, fits 30"W frame	16#	\$328
3323621	Floor shelf, 30"W x 21"D, fits 36"W frame	19#	\$334
3324821	Floor shelf, 42"W x 21"D, fits 48"W frame	26#	\$358
3326021	Floor shelf, 54"W x 21"D, fits 60"W frame	30#	\$386
350218	Floor shelf caster kit (2 lock, 2 non-lock)	2#	\$43
350216	Floor shelf glide kit (set of 4)	1#	\$50

MAYTRIX™ LAN RACKING SYSTEM

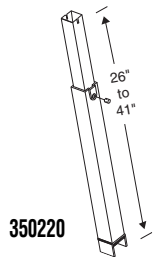
Description	Wt.	TFL Model No.	TFL List Price	HPL List Price	ESD List Price
Maytrix™ Desk Work Surface (includes mounting brackets) (36"D surfaces include adjustable front support legs)					
				"L" Suffix	"LE" Suffix
Work surface, 24"W x 30"D	24#	3402430	\$446	\$581	\$824
Work surface, 30"W x 30"D	30#	3403030	\$505	\$661	\$909
Work surface, 36"W x 30"D	34#	3403630	\$560	\$725	\$982
Work surface, 48"W x 30"D	45#	3404830	\$669	\$883	\$1154
Work surface, 54"W x 30"D	45#	3405430	\$765	\$998	\$1314
Work surface, 60"W x 30"D	56#	3406030	\$872	\$1108	\$1402
Work surface, 72"W x 30"D	78#	3407230	\$950	\$1204	\$1511
Work surface, 90"W x 30"D	96#	3409030	\$1204	\$1548	\$1888
Work surface, 24"W x 36"D	29#	3402436	\$603	\$686	\$900
Work surface, 30"W x 36"D	33#	3403036	\$644	\$880	\$982
Work surface, 36"W x 36"D	42#	3403636	\$715	\$855	\$1127
Work surface, 48"W x 36"D	64#	3404836	\$801	\$1037	\$1373
Work surface, 54"W x 36"D	66#	3405436	\$1000	\$1171	\$1544
Work surface, 60"W x 36"D	67#	3406036	\$1002	\$1302	\$1718
Work surface, 72"W x 36"D	75#	3407236	\$1133	\$1420	\$1718
Work surface, 90"W x 36"D	90#	3409036	\$1401	\$1819	\$2406

ESD ACCESSORIES

- Must be wired in compliance with local electrical codes
- Grounding bar provides common grounding point for managing multiple ground wires

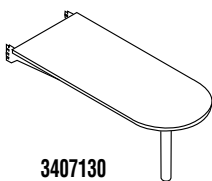
- Wrist strap must be used with Grounding Jack for proper grounding
- Grounding Jack accommodates 4 standard banana jacks (on the end of wrist straps)

Model No.	Description	Wt.	List Price
787	ESD Wrist strap	2#	\$76
788	ESD Grounding Jack	3#	\$81
789	ESD Grounding Bar	.5#	\$141



Description	Wt.	Model No.	List Price
Adjustable front support leg - all work surfaces	4#	350220	\$167
Replacement top bracket (right) - 30"D and 36"D work surfaces	4#	350321R	\$90
Replacement top bracket (left) - 30"D and 36"D work surfaces	4#	350321L	\$90
Replacement top bracket (right) - all 24"D work surfaces	4#	350327R	\$89
Replacement top bracket (left) - all 24"D work surfaces	4#	350327L	\$89

Note: Adjustable front support leg recommended for all corner and 36" deep work surfaces.



Description	Wt.	TFL Model No.	TFL List Price	HPL Model No.	HPL List Price	ESD Model No.	ESD List Price
Maytrix™ Peninsula (includes mounting brackets - hooks onto Maytrix™ frame)							
71"L x 30"W w/T-mold edge	83#	3407130	\$957	3407130L	\$1222	3407130LE	\$1388

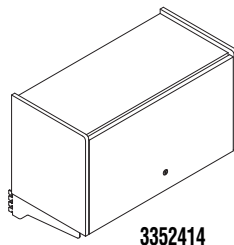
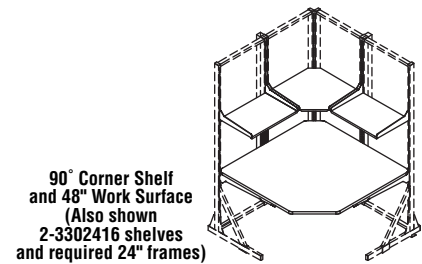
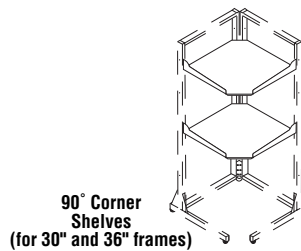
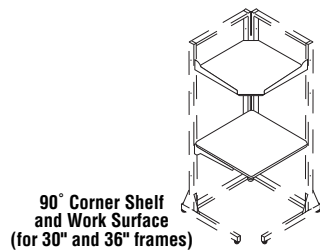
Note: Post-formed edge not available on peninsula surface. Surface height must be set nominally at 29".

Let Our Professional Design Staff Help You with Maytrix Space Planning. Call or visit our web site at www.mayline.com

MAYTRIX™ LAN RACKING SYSTEM

Model No.	Description	Wt.	List Price
Maytrix™ Corner Components - Shelves			
3332416	90° Steel corner shelf, 24"W x 16"D (requires two 24" frames)	20#	\$294
3332420	90° Steel corner shelf, 24"W x 20"D (requires two 24" frames)	22#	\$300
3333016	90° Steel corner shelf, 30"W x 16"D (requires two 30" frames)	22#	\$304
3333616	90° Steel corner shelf, 36"W x 16"D (requires two 36" frames)	25#	\$317
3333020	90° Steel corner shelf, 30"W x 20"D (requires two 30" frames)	25#	\$317
3333620	90° Steel corner shelf, 36"W x 20"D (requires two 36" frames)	28#	\$327

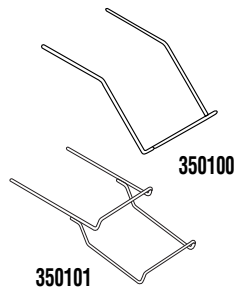
Description	Wt.	TFL Model No.	TFL List Price	HPL Model No.	HPL List Price	ESD Model No.	ESD List Price
Maytrix™ Corner Components - Work Surfaces							
90° Corner work surface, 30"W x 30"D (requires two 30" frames; 350213L/350213R legs recommended)	30#	3403030	\$505	3403030L	\$661	3403030LE	\$909
90° Corner work surface, 36"W x 36"D (requires two 36" frames; 350213L/350213R legs recommended)	42#	3403636	\$715	3403636L	\$855	3403636LE	\$1127
90° Corner work surface, 48"W x 30"D (requires four 24" frames)	42#	3434830	\$976	3434830L	\$1186	3434830LE	\$1388
90° Corner work surface, 48"W x 36"D (requires four 24" frames)	70#	3434836	\$1083	3434836L	\$1297	3434836LE	\$1474
Corner connector kit (foot and hardware required for 90° corner configuration)	2#	350217	\$131	350217	\$131	350217	\$131



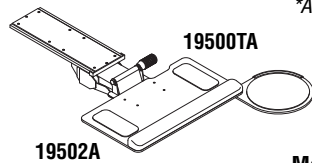
Description	Wt.	TFL Model No.	TFL List Price	HPL Model No.	HPL List Price
Maytrix™ Media Storage Bin (includes mounting brackets and lock)					
24"W Storage bin (internal dimensions: 13"H x 21 3/4"W x 13 1/4"D)	40#	3352414	\$906	3352414L	\$959
30"W Storage bin (internal dimensions: 13"H x 27 3/4"W x 13 1/4"D)	45#	3353014	\$922	3353014L	\$975
36"W Storage bin (internal dimensions: 13"H x 33 3/4"W x 13 1/4"D)	51#	3353614	\$948	3353614L	\$1015

Maytrix™ Accessories

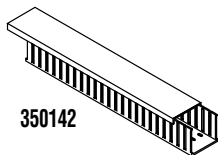
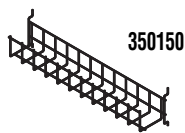
350181	72"L, 24 outlet power strip, 15 amp, 15' cord	4.5#	\$329
350173	Power strip, 4 ft. (10 outlets) with surge suppressor, 15 amp - 450 joules	5#	\$367

MAYTRIX™ LAN RACKING SYSTEM**Model No. Description****Wt. List Price****Maytrix™ Keyboard Accessories**

350100	Wire keyboard holder, single unit. Fits 16"D shelf. Chrome.	3#	\$135
350118	Wire keyboard holder, single unit. Fits 20"D shelf. Chrome.	3#	\$126
350101	Wire keyboard holder, dual unit. Fits 16"D shelf. Chrome.	4#	\$233
350119	Wire keyboard holder, dual unit. Fits 20"D shelf. Chrome.	4#	\$220
19500TA*	Retractable keyboard platform 19"W x 10 1/2"D. 0° to -15° tilt, 360° swivel.	12#	\$381
19502A*	Optional Mouse Platform for 19500TA, 360° swivel, 9"Dia.	2#	\$141

Available in Black Only.*Maytrix™ Cable Management System**

350142	2"W x 2"D channel (slotted), 6 ft. - black only	3#	\$177
350117	Pop rivets - pkg. of 25 (to attach cable channels)	1#	\$16
350150	24"W Wire Cable Trough	1#	\$123
350151	30"W Wire Cable Trough	2#	\$160
350152	36"W Wire Cable Trough	2.5#	\$213

**FLAT PANEL MONITOR SUPPORT BRACKET**


- Compatible with VESA compliant monitors only.

**Model No.****Description****Wt.****List Price**

FPD012M	Monitor Support – Two Arms	4#	\$358
FPD011M	Monitor Support – One Arms	2#	\$291
FPD010M	Monitor Support – No Arms	1#	\$197

MAYTRIX™ FABRIC SCREEN

- Installs between Maytrix steel frame sections to create a private work environment.

**Model No.****Dimensions****Wt.****List Price**

350440	24"W x 72"H x 1 1/4"D	58#	\$889
350445	30"W x 72"H x 1 1/4"D	75#	\$1133
350450	36"W x 72"H x 1 1/4"D	92#	\$1192
350460	24"W x 60"H x 1 1/4"D	48#	\$804
350465	30"W x 60"H x 1 1/4"D	62#	\$1048
350470	36"W x 60"H x 1 1/4"D	76#	\$1104
350480	24"W x 84"H x 1 1/4"D	68#	\$1003
350485	30"W x 84"H x 1 1/4"D	88#	\$1247
350490	36"W x 84"H x 1 1/4"D	107#	\$1304

HOW TO ORDER MAYTRIX™ FABRIC SCREENS

FABRIC
SCREEN OPTIONS

When ordering fabric screens, use the code at right to indicate your fabric option:

3	5	0	4	4	0	S	T	Y
Product Code						Fabric Option		

Access to ALL standard Guilford of Maine fabrics are available with a maximum 4-week production lead time for a nominal upcharge. Contact a Mayline customer service representative for more information.

Corporate Fabric

Fabric Color	Order Code
Spinel	
Tiger Eye	STY
Sand Stone	SSS
Guilden	SGL
Lido	
Balboa	LBB
Heartland	LHL
Bryce Canyon	LBC
Mingle	
Crystal	MCT
Khaki	MHK
Biscuit	MBT
Cross Town	
Buff	CBF
Ray	CRA
Fieldstone	CFS
Anchorage	
Goose	AGS
Bailey	
Khaki	BKH
Hopscotch	
Fieldstone	HFS

Casegoods	Modular Desking	Conference & Training Tables	Hospitality/ Breakroom	Seating	Folding/ Stacking	Ergonomic Desks	High Density Storage/Filing	Mailroom Furniture	IT Furniture	Small Office & Home Office	Drafting Furniture
-----------	--------------------	---------------------------------	---------------------------	---------	----------------------	--------------------	--------------------------------	-----------------------	--------------	-------------------------------	-----------------------

e*LAN COMPUTER RACKING STATIONS

Affordable racking stations for organizing networking hardware and equipment.

Framework: 1" x 2" x 72"H, 14-gauge steel. Frames allow for shelf adjustment in 2" increments. Tested to 600 lbs. per 24"/36" frame without failure.

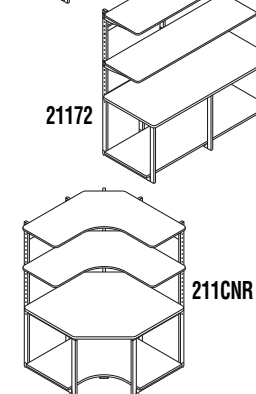
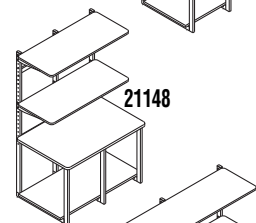
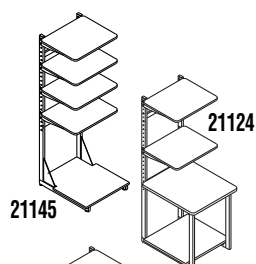
Shelves: Thermally-fused low-pressure laminate over 3/4"-thick particle board core. Shelves tested to 250 lbs. without failure.

Work surfaces: Thermally-fused low-pressure laminate over 1" thick particle board core. Post-formed tops not available.

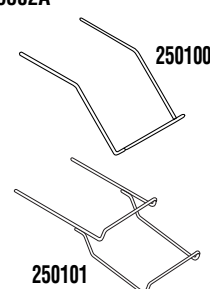
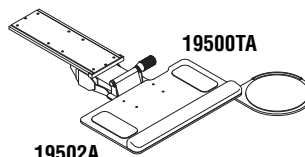
Color: Graphite paint finish with Ice Gray low-pressure laminate surfaces only.

- Select models and finishes are available on the Kwik-Ship delivery program. Look for the "❖" designation in the charts below.

Quantities are limited to 5 of any model per order. For additional quantities on an expedited lead-time, please call Customer Service to discuss options.



Note: EACH STATION SHIPS
IN ONE CARTON.



Model No.	Description	Wt.	List Price
❖ 21145	24" Server Station 24"W framework; (4) 24 1/4"W x 20"D shelves; and (1) 24 1/4"W x 29 1/2"D server shelf.	108#	\$856
❖ 21124	24" LAN Station 24"W framework; (2) 24 1/4"W x 20"D shelves; (1) 25"W x 30"D work surface; and (1) 24 1/4"W x 24 3/4"D server shelf.	111#	\$1152
❖ 21148	48" LAN Station 48"W framework; (2) 48"W x 20"D shelves; (1) 48"W x 30"D work surface; and (1) 47"W x 24 3/4"D server shelf.	200#	\$1979
❖ 21172	72" LAN Station 72"W framework; (2) 72"W x 20"D shelves; (1) 72"W x 30"D work surface; and (1) 71"W x 24 3/4"D server shelf.	253#	\$2469
❖ 211CNR	48" Corner Station 48"W corner framework; (2) 48"W x 20"D corner shelves; (1) 48"W x 30"D corner work surface; and (1) 46"W x 25 1/8"D corner server shelf.	298#	\$2611

Model No.	Description	Wt.	List Price
-----------	-------------	-----	------------

e*LAN Accessories

Additional Shelving

❖ 2202418	24"W x 20"D shelf	15#	\$162
❖ 2204818	48"W x 20"D shelf	28#	\$242
❖ 2207218	72"W x 20"D shelf	38#	\$269

Keyboard Supports

❖ 19500TA*	Retractable keyboard platform 19"W x 10 1/2"D. 0° to -15° tilt, 360° swivel.	12#	\$381
❖ 19502A*	Optional Mouse Platform for 19500TA, 360° swivel, 9"Dia.	2#	\$141
❖ 250100	Wire keyboard holder. Chrome finish. 18"W x 9"D x 7"H	3#	\$114
❖ 250101	Dual wire keyboard holder. Chrome finish. 18"W x 9"D x 10"H	4#	\$193

* Available in black only.

Cable Management

❖ 350142	2" x 2" cable manager, 6 ft. — black only.	3#	\$177
----------	--	----	-------

Caster Kits

❖ 21100	Caster kit for 24"W stations (2 7/8" casters)	4#	\$102
❖ 21101	Caster kit for 48"W and 72"W stations (2 7/8" casters)	5#	\$149
❖ 21103	Caster kit for corner unit (2 7/8" casters)	6#	\$197

Power Strips

❖ 21104	24"W power strip, 8 outlet, 15 amp, 15 ft. cord	4#	\$215
❖ 21105	48"W power strip, 16 outlet, 15 amp, 15 ft. cord	5#	\$243
❖ 21106	72"W power strip, 24 outlet, 15 amp, 15 ft. cord	6#	\$308
❖ 21107	e*LAN connector kit for ganging LAN and corner stations (will not work on 21145 Server Station)	2#	\$89

FLAT PANEL MONITOR SUPPORT BRACKET

- Compatible with VESA compliant monitors only.



Model No.	Description	Wt.	List Price
❖ FPD012E	Monitor Support – Two Arms	4#	\$347
❖ FPD011E	Monitor Support – One Arms	2#	\$283
❖ FPD010E	Monitor Support – No Arms	1#	\$192

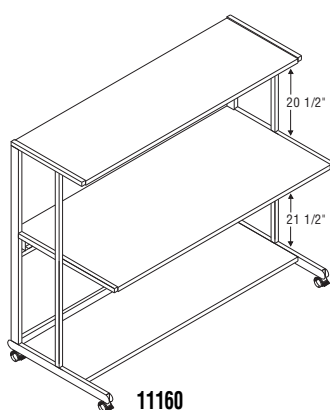
❖ Indicates Kwik-Ship models.

NETSTART LAN SUPPORT STATIONS

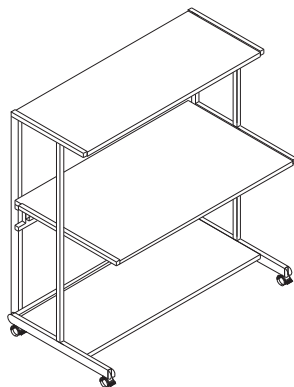
High quality, affordable LAN support stations. Steel frame construction with laminate shelves and worksurfaces. LAN Stations able to accommodate 19" monitors between worksurface and upper shelf.

- Optional casters, two locking.
- Server station has two adjustable shelves.
- Graphite paint, Light Gray low-pressure laminate surfaces only.
- All models in all finishes are available on the Kwik-Ship delivery program with no quantity limitations.
- Shelves & surfaces able to support 150# each.
- All LAN stations 50"H x 30"D.
- All stations ship complete in one carton.
- Shelves are 20"D, work surfaces are 29"D.

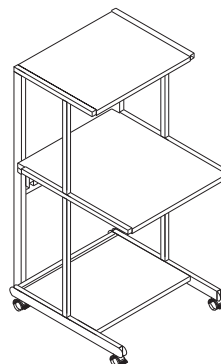
Model No.	Description	Wt.	List Price
❖ 11160	60" LAN Station (actual width 62")	125#	\$1462
❖ 11148	48" LAN Station (actual width 50")	79#	\$1317
❖ 11124	24" LAN Station (actual width 24")	60#	\$804
❖ 11145	24" Server Station (24"W x 27"D x 60"H)	60#	\$585
❖ 21102	Set of 4 casters (2" casters)	2#	\$96



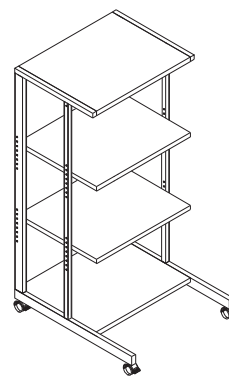
11160



11148



11124



11145

Models shown with optional casters.

Small Office/Home Office



**Personal Computer
Workstations
Machine Stands**

EASTWINDS™ COMPUTER FURNITURE



EASTWINDS COMPUTER FURNITURE

Eastwinds computer furniture is designed for the technology-driven office and adaptable to a variety of environments.

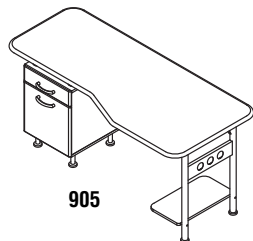
Framework: Metallic Gray, powder-coated steel frames.

Surfaces: Vacuum-formed thermofoil in Anthracite (ANT) or Medium Cherry (MEC).

All models ship UPS except: 900, 905, 915, 8000DU.

- All models in all finishes are available on both the Kwik-Ship and Fast Freight delivery programs with no quantity limitations.

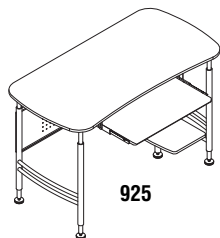
ESPRESSO PC DESK WITH FILE



- Box-file pedestal.
- Floor-supported CPU shelf.
- Distinctive styling

Model No.	Dimensions	Wt.	List Price
905	63"W x 28 3/4"D x 29"H	132#	\$691

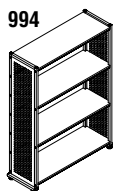
SANTOS PC DESK



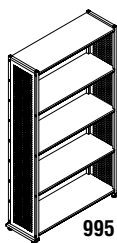
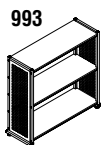
- Slide-out keyboard tray.
- Includes perforated-steel modesty panel.
- CPU shelf mounts to either inside or outside right-hand leg.

Model No.	Dimensions	Wt.	List Price
925	47 1/4"W x 23 1/2"D x 29"H	46#	\$515

ACCENT SHELVING

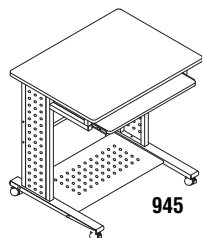


- Perforated-steel uprights with thermofoil shelves.
- Standard with either 3, 4 or 5 fixed shelves.
- 45 lb. weight capacity per shelf.



Model No.	Description	Dimensions	Wt.	List Price
993	3-Shelf	31 1/4"W x 11"D x 31"H	40#	\$215
994	4-Shelf	31 1/4"W x 11"D x 44 1/2"H	50#	\$237
995	5-Shelf	31 1/4"W x 11"D x 58"H	60#	\$249

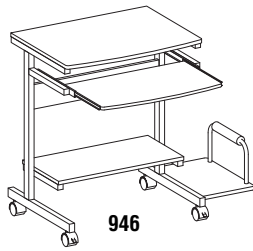
EMPIRE MOBILE PC STATION



- Slide-out keyboard tray.
- Perforated-steel CPU shelf.
- Totally mobile on 4 casters, 2 locking.
- Available in Anthracite (ANT), Medium Cherry (MEC) and **New** Chestnut (CHS)

Model No.	Dimensions	Wt.	List Price
945	29 3/4"W x 23 1/2"D x 29 3/4"H	41#	\$192

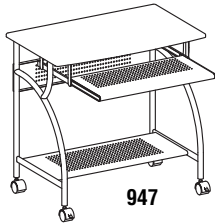
PORTRAIT PC DESK CART



- Slide-out keyboard tray with mouse platform.
- CPU platform mounts left or right.
- Totally mobile on 5 casters, 2 locking.

Model No.	Dimensions	Wt.	List Price
946	36 1/2"W x 19 1/4"D x 31"H	50#	\$192

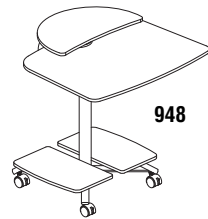
ARGO PC WORKSTATION



- Perforated steel slide-out keyboard tray and CPU shelf.
- Totally mobile on 4 casters, 2 locking.

Model No.	Dimensions	Wt.	List Price
947	31 1/2"W x 19 3/4"D x 30 1/4"H	48#	\$192

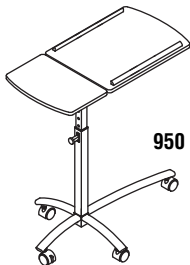
FPD COMPUTER TABLE



- Raised flat panel platform.
- Printer and CPU platforms.
- CD holder.
- Totally mobile on 4 locking casters.

Model No.	Dimensions	Wt.	List Price
948	28 1/2"W x 26"D x 29 1/2"H	20#	\$192

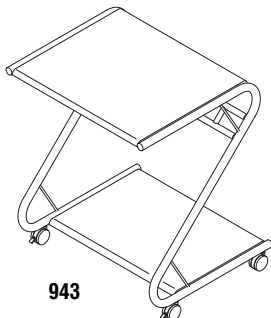
LAPTOP CADDY



- Height adjustable steel frame.
- Split top tilts for ergonomic use.
- Mobile on 4 locking casters.
- Available in Anthracite (ANT), Medium Cherry (MEC) and **New** Chestnut (CHS)

Model No.	Dimensions	Wt.	List Price
950	29 1/2"W x 20"D x 27-38"H	27#	\$192

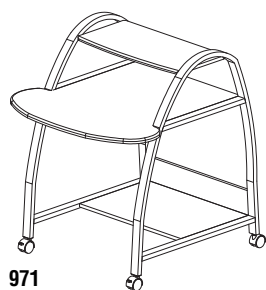
FPD Z-FRAME STATION



- Computer station for CPU tower, flat screen monitor, keyboard and printer.
- Mobile on 4 casters, 2 locking.
- 2-Shelf.
- Medium Cherry only.

Model No.	Description	Dimensions	Wt.	List Price
943*	FPD Station	23 1/2"W x 22 1/4"D x 28 1/2"H	20#	\$186

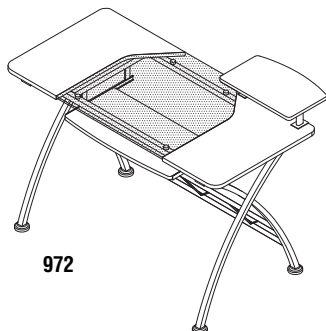
*Note: Limited quantities available.

MOBILE ARCH COMPUTER DESK

971

- Computer desk for laptop or PC.
- Heavy duty arched leg design for greater strength and stability.
- Top shelf for laptop or screen; middle shelf perfect for keyboard.
- Bottom printer shelf.
- Thermofoil laminate surfaces.
- Metallic-gray powder-coated finish.
- Mobile on 4 casters, 2 locking.

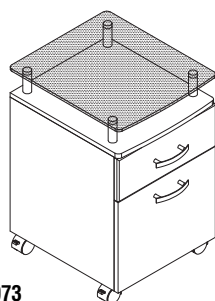
Model No.	Dimensions	Wt.	List Price
971	31 1/2"W x 34 1/2"D x 37"H	42#	\$237

VISION COMPUTER DESK

972

- Contemporary glass inset desktop perfect for laptop or screen.
- Smoked black glass inset with Anthracite thermofoil surface; white backed clear glass with Medium Cherry thermofoil surface.
- Sleek steel cross leg design; metallic-gray powder coated finish.
- Top accessory shelf – can locate on the left or right side of the desk top.
- Slide-out keyboard tray.

Model No.	Dimensions	Wt.	List Price
972	47 1/4"W x 27"D x 34"H	59#	\$317

VISION GLASS TOP PEDESTAL

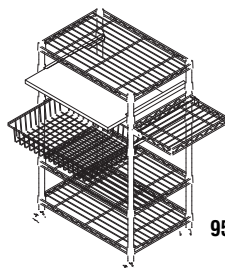
973

- Attractive raised glass top smoked black glass with Anthracite thermofoil surface; white backed clear glass with Medium Cherry thermofoil surface.
- Storage companion for the 972 glass inset top desk.
- One box and one file drawer.
- Standard lock on drawers.
- Mobile on 5 casters, 2 locking.

Model No.	Dimensions	Wt.	List Price
973	17 1/4"W x 18"D x 24"H	51#	\$317

MACHINE STANDS

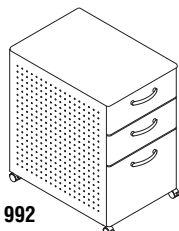
- All models in all finishes are available on both the Kwik-Ship and Fast Freight delivery programs with no quantity limitations.

HIGH WIRE CART

955

- Multi-purpose cart for small machines, projectors, etc.
- Slide-out wire basket, steel posting shelf and three additional shelves along with adjustable flip-up shelf.
- Mobile on 4 casters, 2 locking.
- 125 lb. load capacity.

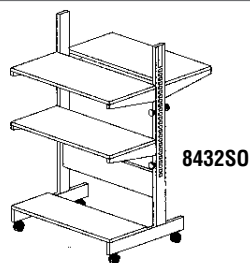
Model No.	Dimensions	Wt.	List Price
955	23 1/2"W x 15"D x 37 1/2"H	22#	\$226

PEDESTALS

992

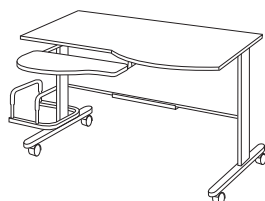
- Attractive thermofoil surface treatments on drawer fronts and tops match workstations.
- Sides feature perforated steel.
- Ball-bearing suspensions for quiet, smooth drawer operation.
- Mobile on 5 casters, 2 locking.

Model No.	Description	Dimensions	Wt.	List Price
992	Box-Box-File	15"W x 22"D x 27 1/2"H	70#	\$356

SOHO ADJUSTABLE COMPUTER TABLE

- All frames painted Black.
- Shelves are adjustable to an infinite amount of locations between 14 to 48 inches. No tools required.
- Adjustable Shelves: 32" x 15", Bottom Shelf: 31 1/4" x 11 3/4".
- 2" Casters provided (two locking).
- Easily reconfigures for other family members or office partners.
- Ships UPS.
- Shelves support 100 lbs. each.
- Medium Cherry or Gray surfaces **only**.

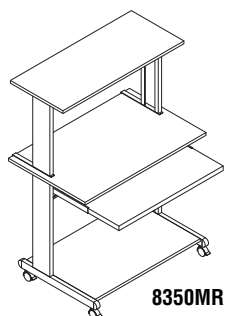
Model No.	Dimensions	Wt.	List Price
8432SO	32"W x 31"D x 50"H, 4 shelves	65#	\$527

MOBILE COMPUTER WORKTABLE

- Laminate worksurface.
- Retractable keyboard tray with integrated wrist rest and pencil tray.
- Perforated modesty panel adds strength.
- CPU holder may be mounted on left or right and adjusts to fit CPU towers up to 9 1/2" wide.
- 2" casters provided (two Locking).

Model No.	Dimensions	Wt.	List Price
8100TD	57"W x 23 1/2"D x 29"H	49#	\$515

Available in Gray/Dove Gray, Medium Cherry/Metallic Gray and Anthracite/Metallic Gray **Only**.

MOBILE MULTIMEDIA COMPUTER WORKSTATION

- Steel and laminate construction provides strength and durability.
- Full-width retractable platform supports both a keyboard and mouse.
- Large bottom shelf supports CPU towers, left or right.
- 2" casters provided (two Locking).

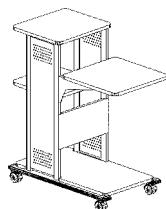
Model No.	Dimensions	Wt.	List Price
8350MR	36 3/4"W x 21 1/4"D x 50"H	72#	\$583

Available in Gray/Dove Gray, Medium Cherry/Metallic Gray and Anthracite/Metallic Gray **Only**.

PRESENTATION STAND

- Designed to support laptops, overhead projector, or LCD projector.
- Front surface supporting projectors is adjustable to three positions: 31", 33" and 37"H.
- Standard casters, two locking.

Standard Finishes: Black frame with reversible Anthracite/Folkstone surfaces.



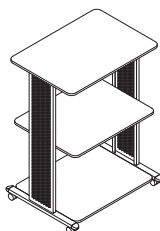
- Top surface is 38 1/2"H providing a comfortable position for standing presentations.
- Rugged steel frame construction with attractive perforated leg detail. All threaded, metal-to-metal connections.

Model No.	Dimensions	Wt.	List Price
1010PC	18 1/2"W x 36"D x 38 1/2"H	75#	\$595

AUDIO/VISUAL CART

- Designed to support up to 35"TV / Monitor and other A/V equipment.
- All three shelves measure 36 1/2"W x 26"D x 3/4"H.
- Middle shelf adjustable on 2" increments to 5 positions.
- Includes standard safety strap and 4-outlet power module.

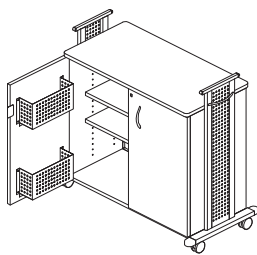
Standard Finishes: Black frame with reversible Anthracite/Folkstone surfaces.



- Rugged steel frame construction with attractive perforated leg detail. All threaded, metal-to-metal connections.
- Standard 3" dia. Casters, two locking.
- 400 lb. capacity

Model No.	Dimensions	Wt.	List Price
1010AV	36 1/2"W x 32"D x 42 3/4"H	91#	\$765

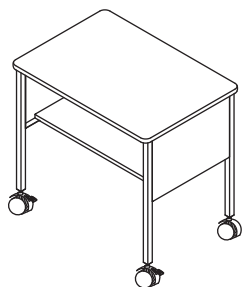
HOSPITALITY CART



- Consistent design details with the 1010PC and 1010AV.
- Comes standard with two adjustable shelves.
- Locking casters provide easy mobility.
- Left-side door has two perforated steel storage pockets sized perfectly for 2 liter bottles.
- Doors have self-closing cabinet hinges, attractive door pull, and standard lock.
- Handle provided on both left and right legs at a comfortable operating height.
- Easy to assemble using quarter-turn cam fasteners.
- **Standard Finishes:** Black frame with Anthracite surfaces and shelves.

Model No.	Dimensions	Wt.	List Price
1015HC	45 1/2"L x 21 3/4"W x 42 3/4"H	158#	\$930

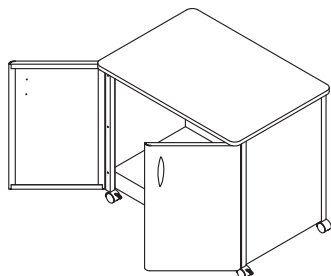
THE 2140CA OFFERS A COMPACT WORK SURFACE IDEAL FOR WORD PROCESSING EQUIPMENT



- Steel construction, thermafoil top with a 29"W x 14"D shelf. Provides 11 1/2"H opening.
- Square tubing legs with dual wheel casters, two with locks.
- 200# weight capacity.
- Ships UPS.
- **Finishes:** Anthracite/Metallic Gray, Gray thermafoil with Dove Gray paint or Oak/Putty thermafoil with Putty paint **only**.

Model No.	Dimensions	Wt.	List Price
2140CA	30"W x 21"D x 26 1/2"H	39#	\$266

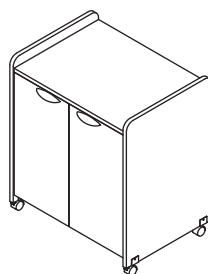
MOBILE UTILITY CABINETS WITH STEEL EXTERIOR



- All steel cabinet with low-pressure laminate top.
- Roll formed steel doors.
- Casters for mobility (2 locking).
- Does not include interior middle shelf.
- 150# weight capacity.
- Ships UPS.
- **Finishes:** Gray low-pressure laminate with Dove Gray paint and Oak low-pressure laminate with Putty paint **only**.

Model No.	Dimensions	Wt.	List Price
2160MU	30"W x 21"D x 26 1/2"H	64#	\$476

MOBILE UTILITY CABINETS WITH LAMINATE EXTERIOR



- Top surface is large enough for copiers, fax machines or coffee machines 25 1/2" wide x 20" deep.
- All low-pressure laminate sides, doors and top. Steel back, shelf and bottom.
- Interior shelf adjusts in height in four positions in 2" increments.
- Hinged doors provide 110° swing.
- 1 5/8" dual wheel casters add mobility (two locking).
- 150# weight capacity.
- Ships UPS.
- Surfaces standard in Mahogany and Nebula Gray **only**. Black paint.

Model No.	Dimensions	Wt.	List Price
2110MU	27"W x 20"D x 31"H	89#	\$464

Drafting Furniture



**Drawing Tables
Straightedges
Vertical Hanging Files
Plan Files**

Casegoods

Modular
Deskimg

Conference &
Training Tables

Hospitality/
Breakroom

Seating

Folding/
Stacking

Ergonomic
Desks

High Density
Storage/Filing

Mailroom
Furniture

IT Furniture

Small Office
& Home Office

**Drafting
Furniture**

DRAWING TABLES



RANGER® STEEL FOUR-POST & SPLIT-TOP

Drawing Boards: Thermally fused 1" thick Birch woodgrain low-pressure laminate with steel end cleats only. Includes paper apron.

Top Height: 37" from floor.

Tilt Angle: 50° from horizontal.

Available Options:

Tool Drawer: Comes with insert tray and lock with two keys.

Shallow Plan Drawer: Convenient storage for papers and reference materials. Not available with the split-top table.

Table is shipped knocked down.

Kwik-Ship Paint Finish: Desert Sage

Drawer Dimensions:

Tool Drawer

Shallow Drawer

Table 7734B

Table 7736B

All other tables

Height

3 3/8"

Width

10 3/8"

Depth

27 3/8"

1 5/8"

24 1/4"

27 3/8"

1 5/8"

36 1/4"

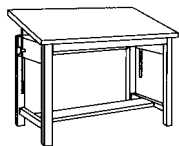
27 3/8"

1 5/8"

48 1/4"

27 3/8"

- Select models and finishes are available on the Kwik-Ship delivery program. Look for the "❖" designation in the charts below. Quantities are limited to 5 of any model per order. For additional quantities on an expedited lead-time, please call Customer Service to discuss options.



Model No.	Description	Wt.	List Price
-----------	-------------	-----	------------

Ranger Steel Four-Post Table only. No drawers.

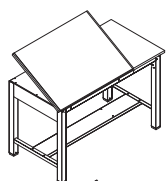
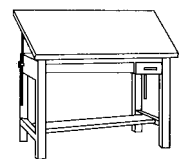
7732	30" x 42"	108#	\$1194
7734	37 1/2" x 48"	118#	\$1281
7736	37 1/2" x 60"	157#	\$1350
7737	37 1/2" x 72"	167#	\$1634
7738	43 1/2" x 72"	177#	\$1793
7739	43 1/2" x 84"	185#	\$1992

Ranger Steel Four-Post A Combination Table with tool drawer only.

7732A	30" x 42"	134#	\$1389
7734A	37 1/2" x 48"	146#	\$1490
7736A	37 1/2" x 60"	160#	\$1527
7737A	37 1/2" x 72"	177#	\$1687
7738A	43 1/2" x 72"	187#	\$1919
7739A	43 1/2" x 84"	195#	\$2063

Ranger Steel Four-Post B Combination Table with tool and shallow drawers.

7734B	37 1/2" x 48"	156#	\$1620
❖ 7736B	37 1/2" x 60"	172#	\$1720
7737B	37 1/2" x 72"	194#	\$1849
7738B	43 1/2" x 72"	204#	\$2093
7739B	43 1/2" x 84"	212#	\$2284

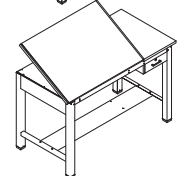


Ranger Split-Top Table only. No drawers.

Model No.	Overall	Tilt Surface	Fixed Surface	Wt.	List Price
7772	30" x 60"	42"W	18"W	150#	\$1944
7773	30" x 72"	48"W	24"W	160#	\$2111

Ranger Split-Top A Combination. Table with tool drawer only.

Model No.	Overall	Tilt Surface	Fixed Surface	Wt.	List Price
7772A	30" x 60"	42"W	18"W	155#	\$2282
7773A	30" x 72"	48"W	24"W	165#	\$2452

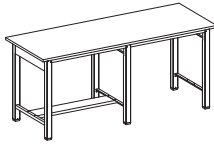


❖ Indicates Kwik-Ship models.

NEW RANGER TEAM TABLES

Mayline's New Ranger Table is the perfect solution for project or other team meetings. The Team Table has the same great strength and quality as our standard Ranger drafting table which is the result of over 50 years of experience in the drafting industry. A variety of storage under the standing height table can house project or meeting materials.

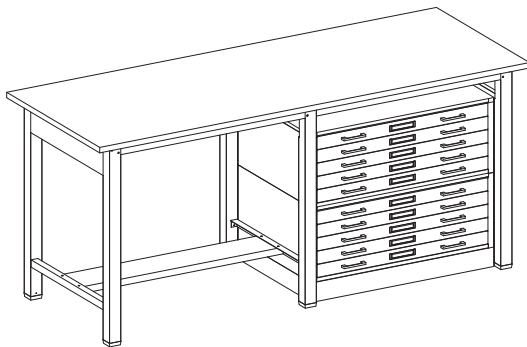
- Rectangular shape 36"D x 96"W x 42"H.
- Heavy-duty steel base provides strength and stability and is available as standard in Mayline Corporate colors.
- High pressure laminate top with 3mm edge banding.
- All Mayline Corporate color HPLs available from Wilsonart, Nevemar and Pionite.
- Custom colors for storage or table elements available upon request with an extended lead time. Please call Customer Service for a quotation.



Model No.	Description	Wt.	List Price
7760	36"D x 96"W x 42"H Ranger Base Standing Height Table Interior Frame Dimensions 23"D x 41 1/4"W per Leg Section (85 1/2"W overall) x 39"H	170#	\$2051

The Ranger Team Table can be used with Mayline Plan Files, Lateral Files and Bookcases to store a variety of team and project materials. Refer to interior table dimensions to verify how many units will fit beneath the table. Please contact Customer Service with questions.

RANGER TEAM TYPICALS



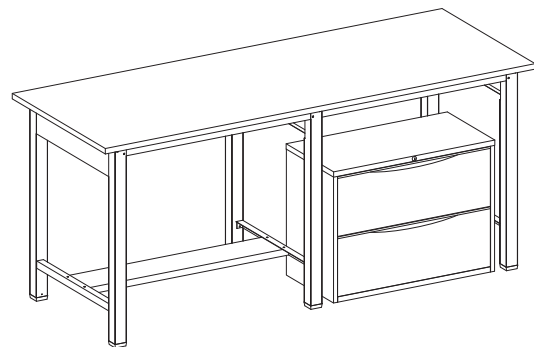
RANGER TEAM TYPICAL #1 – Any combination of Interlocking Files can be used – 7 1/2" Drawers, 5-Drawer and 10-Drawer models as seen in the Price List page 323.

Consists of:

QTY.	MODEL NO.	DESCRIPTION	LIST PRICE EACH
1	7760	Team Table	\$2051
1	7767U	Steel Cap	\$490
1	7767W	Flush Base	\$338
2	7767	5-Drawer Files	\$2120

RTT1

TOTAL: \$7119



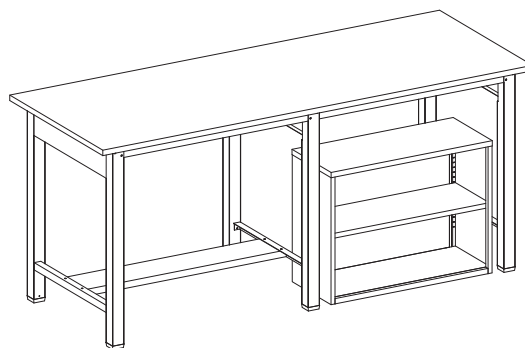
RANGER TEAM TYPICAL #2 – Back-to-back laterals would extend beyond the leg structure of the table.

Consists of:

QTY.	MODEL NO.	DESCRIPTION	LIST PRICE EACH
1	7760	Team Table	\$2051
1	C841H	Lateral File	\$815

RTT2

TOTAL: \$2866



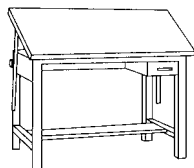
RANGER TEAM TYPICAL #3

Consists of:

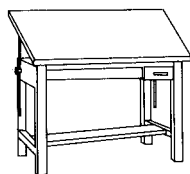
QTY.	MODEL NO.	DESCRIPTION	LIST PRICE EACH
1	7760	Team Table	\$2051
1	CBC2	Bookcase	\$312

RTT3

TOTAL: \$2363

ECONOMY RANGER® STEEL FOUR-POST**Drawing Board:** Wood core with thermally fused Fog Gray low-pressure laminate surface.**Top Height:** 37" from floor.**Tilt Angle:** 50° from horizontal.**Available Options:** Tool Drawer, Shallow Plan Drawer (locks not available).

Model No.	Description	Wt.	List Price
Economy Ranger Steel Four-Post Table only. No drawers.			
7724	38 1/2" x 48"	110#	\$1174
7726	38 1/2" x 60"	150#	\$1196

Economy Ranger Steel Four-Post A" Combination Table with tool drawer only.

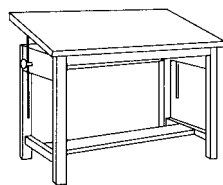
7724A	38 1/2" x 48"	138#	\$1398
7726A	38 1/2" x 60"	152#	\$1431

Economy Ranger Steel Four-Post B" Combination Table with tool and shallow drawers.

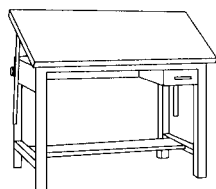
7724B	38 1/2" x 48"	148#	\$1490
7726B	38 1/2" x 60"	160#	\$1531

WOOD FOUR-POST**Drawing Tops:** Thermally fused Birch low-pressure laminate with steel end cleats.**Top Height:** 37" from floor.**Tilt Angle:** 50° from horizontal.**Available Options:****Tool Drawer:** Equipped with removable insert tray, individual lock with two keys.**Shallow Plan Drawer:** Storage drawer for papers and reference materials.**Table is shipped knocked down.**
Drawer Dimensions:
Tool Drawer
Shallow Plan Drawer
Table 7707-B

Height	Width	Depth
3 3/4"	10 3/4"	25"
1 7/8"	46"	25"



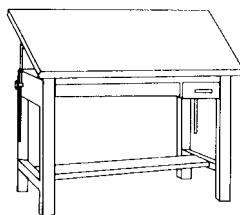
Model No.	Description	Wt.	List Price
Wood Four-Post only. No drawers.			
7706	37 1/2" x 60"	137#	\$2511
7707	37 1/2" x 72"	154#	\$2708

Finishes: Standard - Naturalist, Golden Oak, Unfinished**Wood Four-Post A Combination with tool drawer.**

7706A	37 1/2" x 60"	147#	\$2786
7707A	37 1/2" x 72"	164#	\$2982

Finishes: Standard - Naturalist, Golden Oak, Unfinished**Wood Four-Post B Combination with tool and shallow drawers.**

7706B	37 1/2" x 60"	160#	\$2924
7707B	37 1/2" x 72"	172#	\$3138

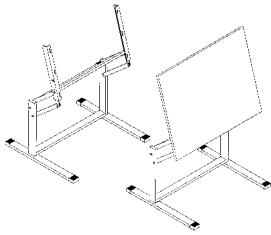
Finishes: Standard - Naturalist, Golden Oak, Unfinished

DUAL ADJUSTMENT DRAFTING TABLE

Base: Steel. Counter balanced adjustable spring torsion mechanism. Adjustable glides. Black only.
Height Range: 31 3/4" to 44 3/4".

Tilt Angle: Horizontal to vertical.

Drawing Board: Thermally fused low-pressure laminate in Birch woodgrain and Fog Gray only, with steel end cleats. Includes paper apron.



Model No.	Description	Wt.	List Price
3748	37 1/2"D x 48"W (top)	133#	\$1490
3760	37 1/2"D x 60"W (top)	144#	\$1571

ART TABLES

Drawing Boards: Thermally fused low-pressure laminate in white finish. Tables are shipped knocked down.

Height adjustments for pedestal tables: Stoway - 15", from 29" - 44"
Note: Tilts from 0° - 45°.



Model No.	Description	Wt.	List Price
Stoway Table			
❖ 7403AP*	30" x 42" White top	54#	\$409

*Note: Limited quantities available. **Base Colors:** White only

FUTUR-MATIC® DRAWING TABLES

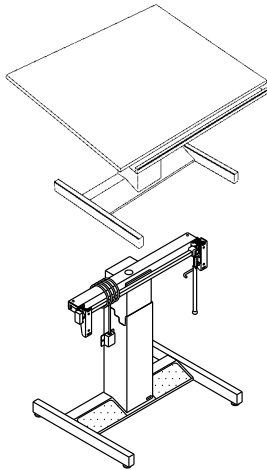
Drawing Boards: Thermally fused Fog Gray or Birch low-pressure laminate with steel end cleat. Hardwood pencil trough.

Top Height Range: 18" travel range, 30" to 48".

Tilt Angle: Horizontal to near vertical.

Electrical System: 110V, 60 Hz, 24V DC motor. Draws 1.2 amps under full load.

FM T/C Drive System: 250 pounds of lifting capacity and 150 foot pounds of tilting torque. All gear drive. No belts or pulleys.



Model No.	Description	Wt.	List Price
Futur-Matic with electric height and manual tilt adjustment.			
8693B	30" x 42"	160#	\$4876
8694B	37 1/2" x 48"	180#	\$5230
8696B	37 1/2" x 60"	190#	\$5356
8697B	37 1/2" x 72"	242#	\$5499
Power Bases with 29" - 47" height adjustment. Power height. Manual tilt.			
81370A5	(w/o bd. brackets)	104#	\$3940
3117	Board brackets for 81370A5	10#	\$141

Board brackets sold separately. Required for addition of all work surfaces.

NOTE: Mounting hole patterns for digitizer tablets vary from manufacturer to manufacturer and require different brackets. Please contact your digitizer tablet dealer or manufacturer first to obtain this information before ordering.


LIGHT TABLES

Drawing Boards: Self-contained light box with translucent 1/8" acrylic diffuser panel, 1/4" clear glass and hardwood frame with Naturalist finish.

Dimming Control Range: 0 - 325 foot candles, with solid state, full-range dimming control.

Lighting: 30" x 36" Four 30W Tubes (supplied) or 30" x 48" Four 40W Tubes (supplied). All tubes must be cool white rapid-start only.

Electrical Requirements: 120V, 60 Hz, 2.0 Amps.

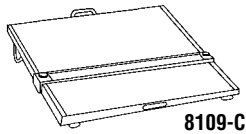


Model No.	Top Size	Glass Size	Wt.	List Price
Ranger Steel Four-Post Light Tables with tool and shallow drawer units.				
7734BLT	37 1/2" x 48"	30" x 36"	250#	\$6160
7736BLT	37 1/2" x 60"	30" x 48"	256#	\$6508
Colors: Standard - White, Desert Sage, Gray				
Replacement Light Tops				
20627R3	37 1/2" x 48"	30" x 36"	126#	\$4732
20628R3	37 1/2" x 60"	30" x 48"	146#	\$5073

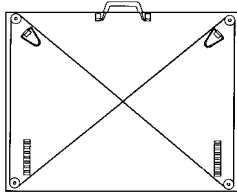
Note: Glass used is 1/4" thick clear with swiped edges. When purchasing light tops separately, specify what type table is being used so proper hardware is supplied.

Finishes: Standard - Naturalist

PROKITS



8109-C



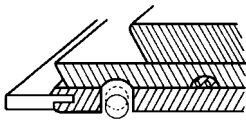
Model No.	Description	Wt.	List Price
PROFESSIONAL DRAWING KITS (PROKITS)			
Woodgrain Low-Pressure Laminate w/Transparent Edge Kit Rule			
8109C	18" x 24"	12#	\$299
8111C	15" x 20"	8#	\$289
8115C	30" x 42"	31#	\$432

STRAIGHTEDGES

MAYLINE STRAIGHTEDGE SPECIFICATIONS

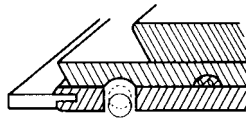
Delrin rollers best for Mylar and Metal for Vellum and other paper medium.

Model No.	Length		Wt.	List Price
Mobile Parallel Ruling Straightedge w/E-Z Grip Cap with Metal Rollers				
7271A	36"		2.6#	\$337
7272A	42"	Above-board	2.9#	\$352
7273A	48"	mounting hardware included	3.3#	\$401
7275A	60"		4.1#	\$527



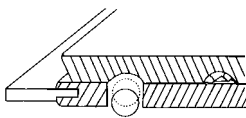
Mobile Parallel Ruling Straightedge w/E-Z Grip Cap & Armoredge® with Metal Rollers				
7271ASE	36"		2.5#	\$437
7272ASE	42"		2.9#	\$466
7273ASE	48"	Above-board	3.3#	\$524
7275ASE	60"	mounting hardware included	4.1#	\$699

Mobile Parallel Ruling Straightedge w/E-Z Grip Cap with Delrin Rollers				
D7270A	30"		2.3#	\$331
D7271A	36"		2.6#	\$346
D7272A	42"	Above-board	2.9#	\$360
D7273A	48"	mounting hardware included	3.3#	\$404
D7275A	60"		4.1#	\$532

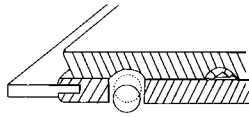


Mobile Parallel Ruling Straightedge w/E-Z Grip Cap & Armoredge® with Delrin Rollers				
D7271ASE	36"		2.5#	\$457
D7272ASE	42"		2.9#	\$471
D7273ASE	48"	Above-board	3.3#	\$489
D7275ASE	60"	mounting hardware included	4.1#	\$671

Mobile Parallel Ruling Straightedge with Metal Rollers				
7260A	30"		1.9#	\$245
7261A	36"		2.1#	\$259
7262A	42"	Above-board	2.4#	\$272
7263A	48"	mounting hardware included	2.7#	\$289
7265A	60"		3.3#	\$376



MAYLINE STRAIGHTEDGE SPECIFICATIONS



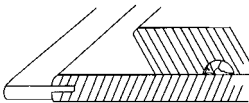
Model No.	Length		Wt.	List Price
Mobile Parallel Ruling Straightedge w/Armoredge® with Metal Rollers				
7261ASE	36"		2.2#	\$384
7262ASE	42"	Above-board mounting hardware included	2.4#	\$400
7263ASE	48"		2.8#	\$414
7265ASE	60"		3.4#	\$502

Mobile Parallel Ruling Straightedge with Delrin Rollers

D7260A	30"		1.9#	\$237
D7261A	36"	Above-board mounting hardware included	2.1#	\$254
D7262A	42"		2.4#	\$268
D7263A	48"		2.8#	\$283
D7265A	60"		3.4#	\$341

Mobile Parallel Ruling Straightedge w/Armoredge® with Delrin Rollers

D7261ASE	36"		2.2#	\$394
D7262ASE	42"	Above-board mounting hardware included	2.4#	\$407
D7263ASE	48"		2.8#	\$422
D7265ASE	60"		3.4#	\$496



E-Z Grip Parallel Ruling Straightedge

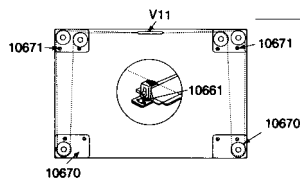
7250A	30"		1.7#	\$230
7251A	36"	Above-board mounting hardware included	2.0#	\$245
7252A	42"		2.3#	\$259
7253A	48"		2.6#	\$272
7255A	60"		3.1#	\$360

E-Z Grip Parallel Ruling Straightedge w/Armoredge®

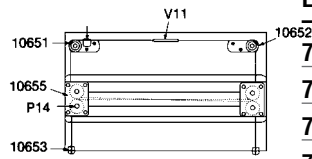
7251ASE	36"		2.0#	\$358
7252ASE	42"	Above-board mounting hardware included	2.3#	\$375
7253ASE	48"		2.6#	\$386
7255ASE	60"		3.1#	\$490

Conversion Kit

7302D	Conversion Kit – includes complete hardware and mounting attachments to convert any size above-board straightedge to underboard.		1.0#	\$150
--------------	--	--	------	-------



DRAWING ACCESSORIES



The numbers indicated in the illustration are for part identification only.

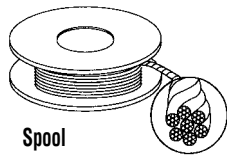
Model No.	Length	Wt.	List Price
E-Z Grip Blade Only w/Armoredge®			
7251SE	36"	1.8#	\$251
7252SE	42"	2.1#	\$267
7253SE	48"	2.4#	\$301
7255SE	60"	3.0#	\$359

Underboard Attachment

7302A	30" to 42"	0.6#	\$108
7302B	48" to 72"	0.6#	\$115
7302C	84" to 96"	0.6#	\$118

Above Board Attachment Only

7301A	30" to 42"	0.4#	\$89
7301B	48" to 72"	0.4#	\$95
7301C	84" to 96"	0.4#	\$101



Spool

Hardware Bags

7306	Replacement hardware bag for above-board straightedge (Edgemount)	0.5#	\$41
7307	Hardware for mold edge surfaces	1.0#	\$98
7308	Hardware bag for above-board straightedge (Surface Mount)	1.0#	\$41

7 x 7 Lubricated Stainless Steel Cable w/Nylon Coating

7355100	100' Spool	0.5#	\$85
7355300	300' Spool	0.8#	\$229
7355A	Replacement Cable for 30" - 42" straightedge, 19 feet	0.1#	\$28
7355B	Replacement Cable for 48" - 60" straightedge, 23 feet	0.1#	\$37
7355C	Replacement Cable for 72" - 96" straightedge, 32 feet	0.1#	\$50

Cut to length coils. Save time in measuring, cutting, and coiling. Pre-packed.

Note: For all types of parallel ruling attachments. Braided wire is corrosion resistant. Outside diameter .035".

Model No.	Description	Wt.	List Price
-----------	-------------	-----	------------

Straightedge Brake

7305	Parallel Ruling Straightedge Brake for all Mayline above-board blades; 2 brakes per package.	0.1#	\$48
-------------	---	------	------

One slight twist of the knob locks the straightedge into position enabling complete freedom of hands for use of lettering sets or inking. Also prevents loss of position due to bumping or adjusting table.

Note: Standard on all new above-board straightedges.

Touch Up Paint

9552	Must specify color, some not available.	1.0#	\$30
-------------	---	------	------

Touch up paint matched for all Mayline metal finishes. Available in 12 oz. pressurized spray cans. Ground shipment only.

Drawing Vinyl

9501V	24" x 30"	4#	\$78
9511V	30" x 36"	45#	\$98
9503V	30" x 42"	5#	\$103
9504V	37 1/2" x 48"	10#	\$160
9506V	37 1/2" x 60"	15#	\$184
9507V	37 1/2" x 72"	18#	\$221

Color: Green on one side, Off-White other side. For clear vinyl, add C suffix.

When ordering drawing vinyl with tables, we will apply it to your table top with doublefaced tape along the top edge only for an additional \$100 list. Never cement vinyl to your drawing top. May cause warpage or damage.

VERTICAL HANGING FILES



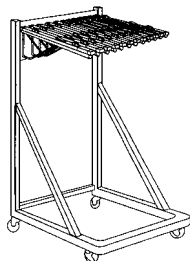
Ideal choice for economical, mobile filing of active documents.

Rolling Stands: Constructed of tubular steel finished with an electrostatically applied high solid polyester paint. Front locking casters.

Clamps: Spring-loaded metal mounting clips with metal wing knobs. Hold up to 100 sheets. Includes plastic ID holders and cards.

Hangers: Metal pivot hangers for easy removal of clamps.

- Select models and finishes are available on the Kwik-Ship delivery program. Look for the "❖" designation in the charts below. Quantities are limited to 5 of any model per order. For additional quantities on an expedited lead-time, please call Customer Service to discuss options.

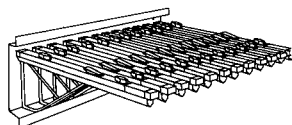


Model No.

Vertical File Rolling Stand Complete (Adjusts: 45" - 60"H and 28 1/2 - 42 1/2"D)

	Max. Filing Width	Description	Wt.	List Price
9321	18"	Rolling stand w/12 hangers and clamps	63#	\$1311
9322	24"	Rolling stand w/12 hangers and clamps	66#	\$1368
9323	30"	Rolling stand w/12 hangers and clamps	69#	\$1429
9324	36"	Rolling stand w/12 hangers and clamps	71#	\$1544
9325	42"	Rolling stand w/12 hangers and clamps	75#	\$1620
❖ 9329		Rolling stand only; Height adjusts from 45 1/4" to 60"H. Depth adjusts from 28 1/2" to 43". Width is 26 3/4".	39#	\$624
❖ 9329H		Rolling stand w/hangers (no clamps)	51#	\$864

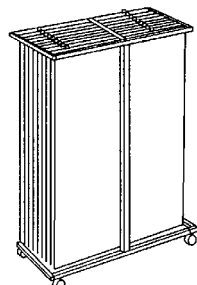
Color: Standard - Sand Beige



Vertical File Wall Rack Complete

	Max. Filing Width	Description	Wt.	List Price
9301	18"	Wall rack w/12 hangers and clamps	46#	\$834
9302	24"	Wall rack w/12 hangers and clamps	48#	\$897
9303	30"	Wall rack w/12 hangers and clamps	50#	\$955
9304	36"	Wall rack w/12 hangers and clamps	54#	\$1069
9305	42"	Wall rack w/12 hangers and clamps	58#	\$1142
9309		Wall rack only; 10 1/4"H x 23 1/8"L	6.5#	\$91
❖ 9309H		Wall rack w/12 hangers (no clamps)	18.5#	\$379

Color: Standard - Sand Beige

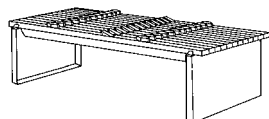


Expandable Mobile Plan Center - Adjustable vertical file cart

	Max. Filing Width	Description	Wt.	List Price
❖ 9429	27" - 39"	Expandable file cart, 40"-52" H x 16" D 1200 sheet, 12 clamp capacity	25#	\$671

Note: Accepts clamps of 24", 30", and 36" length. (not included)

Color: Standard - Sand Beige



Vertical File End Resting Wall Rack Complete

	Max. Filing Width	Description	Wt.	List Price
9311	18"	Wall rack with 12 clamps	18#	\$528
9312	24"	Wall rack with 12 clamps	22#	\$587
9313	30"	Wall rack with 12 clamps	24#	\$651
9314	36"	Wall rack with 12 clamps	28#	\$766
9315	42"	Wall rack with 12 clamps	32#	\$841
9319		Wall rack only for End Resting Clamps 8"H x 15"L	6#	\$92

Color: Standard - Sand Beige

❖ Indicates Kwik-Ship models.

Casegoods

Modular
Desking

Conference &
Training Tables

Hospitality/
Breakroom

Seating

Folding/
Stacking

Ergonomic
Desks

High Density
Storage/Filing

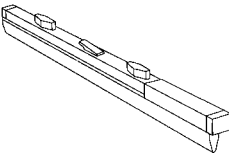
Mailroom
Furniture

IT Furniture

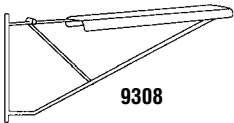
Small Office
& Home Office

Drafting
Furniture

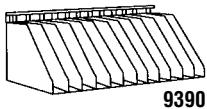
VERTICAL HANGING FILES



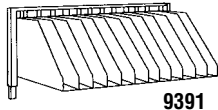
Clamps Only	Size	Qty.	Wt.	List Price
❖ 93316	18"	6/ctn.	6#	\$220
❖ 93326	24"	6/ctn.	8#	\$251
❖ 93336	30"	6/ctn.	9#	\$277
❖ 93346	36"	6/ctn.	10#	\$334
❖ 93356	42"	6/ctn.	12#	\$370



Hangers Only	Description	Wt.	List Price
9308	For clamps 9331 - 9335 packed 12 per carton	12#	\$318



Data File	Description	Wt.	List Price
9390	Wall rack w/12 Data Files.	28#	\$431
9391	Single Data File extension w/12 Data Files. Use with 9321-25	32#	\$514
9397	Data Files only. Packed 12 per carton.	22#	\$360
9398	Single Data File extension w/o Data Files. Use with 9321-25	10#	\$157



Vertical File Parts	Description	Wt.	List Price
10550	Knobs, 12 per package	.50#	\$51
10551	Springs, 12 per package	.50#	\$26
10552	T-Bolts, 12 per package	.50#	\$36
10553	Labels and Holders, 12 per package	1#	\$30

❖ Indicates Kwik-Ship models.

PLAN FILES

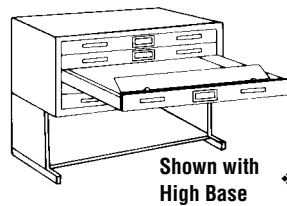
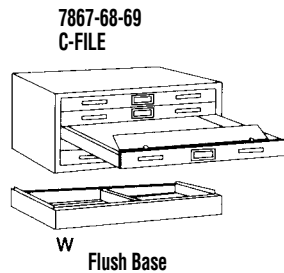


C-FILES (NOTE: Not on GSA)

Self-contained steel C-Files® have integral cap and can be bolted together for stacking. Drawers have front metal plan depressor and rear hood to keep documents flat and orderly. High base designed to support one file. Drawer pulls are chrome. Five drawer units support up to 200 sheets per drawer. Files stack five high on flush base. One high on high base.

Kwik-Ship paint finishes: Sand Beige, White, Black, Gray

- Select models and finishes are available on the Kwik-Ship delivery program. Look for the "❖" designation in the charts below.
- Quantities are limited to 5 of any model per order. For additional quantities on an expedited lead-time, please call Customer Service to discuss options.



Model No.

Mayline Self-Contained Steel C-Files®

For 24" x 36" Sheets		Overall Unit Sizes			Inside Drawer Sizes			Wt.	List Price
		W	H	D	W	H	D		
❖ 7867C	Five-Drawer File	40 3/4"	15 3/8"	28 3/8"	37"	2"	25 3/4"	170#	\$1752
7867D	Five-Drawer w/Dust Cover	40 3/4"	15 3/8"	28 3/8"	37"	2"	25 3/4"	177#	\$1945
❖ 7977C	Ten-Drawer File	40 3/4"	15 3/8"	28 3/8"	37"	5/8"	25 3/4"	210#	\$3697
7977D	Ten-Drawer w/Dust Covers	40 3/4"	15 3/8"	28 3/8"	37"	5/8"	25 3/4"	216#	\$4175
❖ 7877	20" High Base with Bookshelf	40 3/4"	20"	28 3/8"	33 3/4"	-	14 1/2"	52#	\$704
❖ 7867W	Flush Base	40 3/4"	4"	28 3/8"	-	-	-	14#	\$305
7890X	Sanitary Base Legs	41"	6"	28 5/8"	-	-	-	15#	\$289
7890Y	Sanitary Base Legs	41"	19 3/8"	28 5/8"	-	-	-	45#	\$620

For 30" x 42" Sheets		Overall Unit Sizes			Inside Drawer Sizes			Wt.	List Price
		W	H	D	W	H	D		
❖ 7868C	Five-Drawer File	46 3/4"	15 3/8"	35 3/8"	43"	2"	32 3/4"	220#	\$2035
7868D	Five-Drawer File w/Dust Covers	46 3/4"	15 3/8"	35 3/8"	43"	2"	32 3/4"	229#	\$2230
❖ 7978C	Ten-Drawer File	46 3/4"	15 3/8"	35 3/8"	43"	5/8"	32 3/4"	305#	\$3853
7978D	Ten-Drawer w/Dust Covers	46 3/4"	15 3/8"	35 3/8"	43"	5/8"	32 3/4"	310#	\$4363
❖ 7878	20" High Base with Bookshelf	46 3/4"	20"	35 3/8"	44 3/4"	-	14 1/2"	63#	\$797
❖ 7868W	Flush Base	46 3/4"	4"	35 3/8"	-	-	-	16#	\$339
7890X	Sanitary Base Legs	47"	6"	35 5/8"	-	-	-	15#	\$289
7890Y	Sanitary Base Legs	47"	19 3/8"	35 5/8"	-	-	-	45#	\$620

For 36" x 48" Sheets		Overall Unit Sizes			Inside Drawer Sizes			Wt.	List Price
		W	H	D	W	H	D		
❖ 7869C	Five-Drawer File	53 3/4"	15 3/8"	41 3/8"	50"	2"	38 3/4"	275#	\$2428
7869D	Five-Drawer File w/Dust Covers	53 3/4"	15 3/8"	41 3/8"	50"	2"	38 3/4"	279#	\$2624
❖ 7979C	Ten-Drawer File	53 3/4"	15 3/8"	41 3/8"	50"	5/8"	38 3/4"	365#	\$4584
7979D	Ten-Drawer w/Dust Covers	53 3/4"	15 3/8"	41 3/8"	50"	5/8"	38 3/4"	350#	\$5211
❖ 7879	20" High Base with Bookshelf	53 3/4"	20"	41 3/8"	51 3/4"	-	14 1/2"	70#	\$878
❖ 7869W	Flush Base	53 3/4"	4"	41 3/8"	-	-	-	18#	\$409
7890X	Sanitary Base Legs	54"	6"	41 5/8"	-	-	-	15#	\$289
7890Y	Sanitary Base Legs	54"	19 3/8"	41 5/8"	-	-	-	45#	\$620

❖ Indicates Kwik-Ship models.

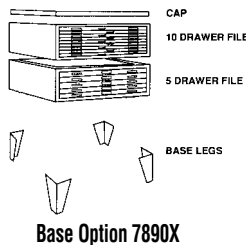
HAMILTON UNIT SYSTEM™ FILES SPECIFICATIONS

Interlocking steel plan files are designed for ease of stacking. Capacity of drawers may be increased by using Model No. 7965 and 7966 magnetic drawer dividers to arrange drawers for 1/2-, 1/4-, and 1/8-size drawing. Capacity - 1000 sheets vellum per file. Drawers have front metal plan depressor and rear hood to keep documents flat and orderly. Dust covers optional. 10-drawer files have patented tracing lifter for ease of retrieval. Able to stack three high.

Model No.

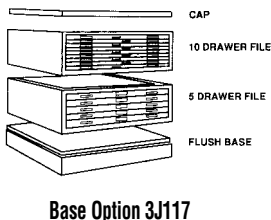
Hamilton Unit System Files

For 24" x 36" Sheets		Overall Unit Sizes			Inside Drawer Sizes			Wt.	List Price
		W	H	D	W	H	D		
1J1	Flat Cap	43 5/16"	3/4"	33 1/4"	-	-	-	33#	\$404
1J15	Five-Drawer File	43 5/16"	15 3/8"	32 1/2"	39 1/2"	2"	29"	188#	\$2344
1J15D	5-Drawer w/Dust Covers	43 5/16"	15 3/8"	32 1/2"	39 1/2"	2"	29"	195#	\$2595
1J117	Flush Base	43 5/16"	4"	32 1/2"	-	-	-	14#	\$381
1J100	Ten-Drawer File	43 5/16"	15 3/8"	32 1/2"	37 1/2"	3/4"	29"	421#	\$7040
7890X	Base Legs (set of 4)	-	6"	-				15#	\$289
7890Y	Base Legs (set of 4)	-	19 3/8"	-				45#	\$620



For 30" x 42" Sheets		Overall Unit Sizes			Inside Drawer Sizes			Wt.	List Price
		W	H	D	W	H	D		
2J1	Flat Cap	49 5/16"	3/4"	39 1/4"	-	-	-	44#	\$505
2J15	Five-Drawer File	49 5/16"	15 3/8"	38 1/2"	45 1/2"	2"	35"	233#	\$2775
2J15D	5-Drawer w/Dust Covers	49 5/16"	15 3/8"	38 1/2"	45 1/2"	2"	35"	242#	\$3036
2J117	Flush Base	49 5/16"	4"	38 1/2"	-	-	-	16#	\$482
2J100	Ten-Drawer File	49 5/16"	15 3/8"	38 1/2"	43 1/2"	3/4"	35"	492#	\$8389
7890X	Base Legs (set of 4)	-	6"	-				15#	\$289
7890Y	Base Legs (set of 4)	-	19 3/8"	-				45#	\$620

For 36" x 48" Sheets		Overall Unit Sizes			Inside Drawer Sizes			Wt.	List Price
		W	H	D	W	H	D		
3J1	Flat Cap	55 5/16"	3/4"	45 1/4"	-	-	-	51#	\$620
3J15	Five-Drawer File	55 5/16"	15 3/8"	44 1/2"	51 1/2"	2"	41"	293#	\$3186
3J15D	5-Drawer w/Dust Covers	55 5/16"	15 3/8"	44 1/2"	51 1/2"	2"	41"	304#	\$3447
3J117	Flush Base	55 5/16"	4"	44 1/2"	-	-	-	18#	\$578
3J100	Ten-Drawer File	55 5/16"	15 3/8"	44 1/2"	49 1/2"	3/4"	41"	635#	\$9679
7890X	Base Legs (set of 4)	-	6"	-				15#	\$289
7890Y	Base Legs (set of 4)	-	19 3/8"	-				45#	\$620

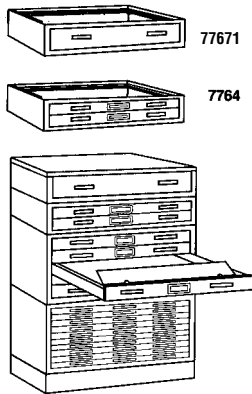


For 42" x 72" Sheets		Overall Unit Sizes			Inside Drawer Sizes			Wt.	List Price
		W	H	D	W	H	D		
4J1	Flat Cap	79 5/16"	3/4"	51 1/4"	-	-	-	103#	\$1734
4J15D	5-Drawer w/Dust Covers	79 5/16"	15 3/8"	50 1/2"	75 1/2"	1 1/2"	47"	525#	\$9651
4J17	Flush Base	79 5/16"	4"	50 1/2"	-	-	-	92#	\$1494

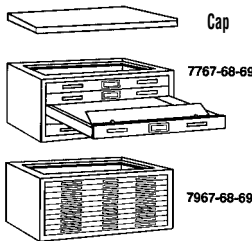
(Use Flush Base only.)

MAYLINE INTERLOCKING STEEL PLAN FILES

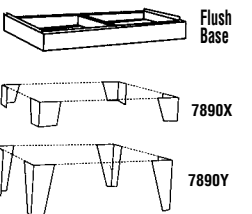
Available as five or ten-drawer stackable, interlocking units. Available with either front plan depressor or coated fabric dust covers. Stores up to 1,000 sheets. Able to stack three files on flush base.



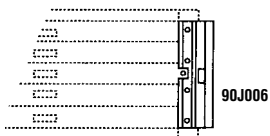
For 24" x 36" Sheets		Overall Unit Sizes			Inside Drawer Sizes			Wt.	List Price
		W	H	D	W	H	D		
7767U	Steel Cap	40 3/4"	3/4"	29 1/4"	-	-	-	25#	\$490
7767	Five Drawer File	40 3/4"	15 3/8"	28 3/8"	37"	2"	25 3/4"	171#	\$2120
7767D	5-Drawer w/Dust Covers	40 3/4"	15 3/8"	28 3/8"	37"	2"	25 3/4"	178#	\$2370
7967	10-Drawer File	40 3/4"	15 3/8"	28 3/8"	37"	5/8"	26"	228#	\$4071
7967D	10-Drawer File, Dust Covers	40 3/4"	15 3/8"	28 3/8"	37"	5/8"	26"	230#	\$4599
7767W	Flush Base	40 3/4"	4"	-	-	-	-	14#	\$338
77671	Deep-Drawer File	40 3/4"	7 1/2"	28 3/8"	37"	4 3/4"	26"	65#	\$1345
7764	Two-Drawer File	40 3/4"	7 1/2"	28 3/8"	37"	2"	25 3/4"	78#	\$1312
7890X	Sanitary Base Legs	41"	6"	28 5/8"	-	-	-	15#	\$289
7890Y	Sanitary Base Legs	41"	19 3/8"	28 5/8"	-	-	-	45#	\$620



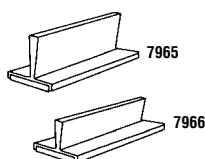
For 30" x 42" Sheets		Overall Unit Sizes			Inside Drawer Sizes			Wt.	List Price
		W	H	D	W	H	D		
Cap	Steel Cap	46 3/4"	3/4"	36 1/4"	-	-	-	30#	\$592
7767-68-69	Five-Drawer File	46 3/4"	15 3/8"	35 3/8"	43"	2"	32 3/4"	211#	\$2430
7767D	5-Drawer w/Dust Covers	46 3/4"	15 3/8"	35 3/8"	43"	2"	32 3/4"	220#	\$2687
7967	10-Drawer File	46 3/4"	15 3/8"	35 3/8"	43"	5/8"	33"	298#	\$4609
7967D	10-Drawer File, Dust Covers	46 3/4"	15 3/8"	35 3/8"	43"	5/8"	33"	300#	\$5220
7767W	Flush Base	46 3/4"	4"	35 3/8"	-	-	-	16#	\$372
7890X	Sanitary Base Legs	47"	6"	35 5/8"	-	-	-	15#	\$289
7890Y	Sanitary Base Legs	47"	19 3/8"	35 5/8"	-	-	-	45#	\$620



For 36" x 48" Sheets		Overall Unit Sizes			Inside Drawer Sizes			Wt.	List Price
		W	H	D	W	H	D		
7769U	Steel Cap	53 3/4"	3/4"	42 1/2"	-	-	-	45#	\$765
7769	Five-Drawer File	53 3/4"	15 3/8"	41 3/8"	50"	2"	38 3/4"	257#	\$2937
7769D	5-Drawer w/Dust Covers	53 3/4"	15 3/8"	41 3/8"	50"	2"	38 3/4"	267#	\$3188
7969	10-Drawer File	53 3/4"	15 3/8"	41 3/8"	50"	5/8"	39"	365#	\$5543
7969D	10-Drawer File, Dust Covers	53 3/4"	15 3/8"	41 3/8"	50"	5/8"	39"	375#	\$6303
7769W	Flush Base	53 3/4"	4"	41 3/8"	-	-	-	18#	\$451
7890X	Sanitary Base Legs	54"	6"	41 5/8"	-	-	-	15#	\$289
7890Y	Sanitary Base Legs	54"	19 3/8"	41 5/8"	-	-	-	45#	\$620



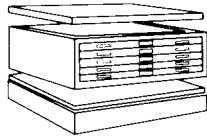
File Lock Description	Wt.	List Price
90J006 Locking Device, steel latch fits all 5- and 10- drawer steel files	2#	\$98



Partitions for Metal Plan Files (Black only)			
7965	Plastic, magnetic divider for all steel 5-drawer files 6" x 1 5/8"W x 1 5/8" H	6 per pack	1# \$57
7966	Plastic, magnetic divider for all steel 10-drawer files 6"L x 1 5/8"W x 3/4"H	6 per pack	1# \$39

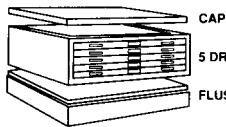
HAMILTON REGULAR SERIES PLAN FILES SPECIFICATIONS (NOTE: Not on GSA)

Interlocking steel plan files are designed for ease of stacking. Drawers have front plan depressor and rear hood to keep documents flat and orderly. Drawers with dust covers are optional. May be integrated with Mayline files. Able to be stacked three high.

**Model No.**

For 24" x 36" Sheets		Overall Unit Sizes			Inside Drawer Sizes			Wt.	List Price
		W	H	D	W	H	D		
5J1	Flat Cap	40 3/4"	3/4"	29 1/4"	-	-	-	25#	\$490
5J15	Five-Drawer File	40 3/4"	15 3/8"	28 3/8"	37"	2"	25 3/4"	171#	\$2189
5J15D	Five-Drawer w/Dust Covers	40 3/4"	15 3/8"	28 3/8"	37"	2"	25 3/4"	178#	\$2435
5J117	Flush Base	40 3/4"	4"	28 3/8"	-	-	-	14#	\$338

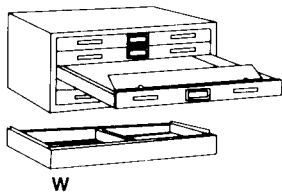
For 30" x 42" Sheets		Overall Unit Sizes			Inside Drawer Sizes			Wt.	List Price
		W	H	D	W	H	D		
6J1	Flat Cap	46 3/4"	3/4"	36 1/4"	-	-	-	30#	\$592
6J15	Five-Drawer File	46 3/4"	15 3/8"	35 3/8"	43"	2"	32 3/4"	211#	\$2507
6J15D	Five-Drawer w/Dust Covers	46 3/4"	15 3/8"	35 3/8"	43"	2"	32 3/4"	220#	\$2766
6J117	Flush Base	46 3/4"	4"	35 3/8"	-	-	-	16#	\$372



For 36" x 48" Sheets		Overall Unit Sizes			Inside Drawer Sizes			Wt.	List Price
		W	H	D	W	H	D		
7J1	Flat Cap	53 3/4"	3/4"	42 1/4"	-	-	-	45#	\$765
7J15	Five-Drawer File	53 3/4"	15 3/8"	41 3/8"	50"	2"	38 3/4"	257#	\$3007
7J15D	Five-Drawer w/Dust Covers	53 3/4"	15 3/8"	41 3/8"	50"	2"	38 3/4"	268#	\$3265
7J117	Flush Base	53 3/4"	4"	41 3/8"	-	-	-	18#	\$451
7890X	Base Legs (set of 4)	-	6"	-				15#	\$289
7890Y	Base Legs (set of 4)	-	19 3/8"	-				45#	\$620

**MUSEUM FILES SPECIFICATIONS**

Self-contained Museum Files have integral cap and can be bolted together for stacking. Drawers have front metal plan depressor and rear hood to keep documents flat and orderly. Has fully enclosed drawer cabinet bottom. Drawer suspension uses greaseless nylon rimmed ball bearings to eliminate metal to metal contact and abrasion. Paint finish specially formulated to prevent outgassing. Optional high base supports one file. Able to stack three files on flush base.



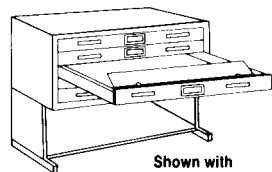
W

Shown with Flush Base

Model No.

For 24" x 36" Sheets		Overall Unit Sizes			Inside Drawer Sizes			Wt.	List Price
		W	H	D	W	H	D		
7667	Five-Drawer File	40 3/4"	15 3/8"	28 3/8"	37"	2"	25 3/4"	175#	\$2498
7677	Ten-Drawer File	40 3/4"	15 3/8"	28 3/8"	37"	5/8"	25 3/4"	345#	\$4991
7767W	Flush Base for 7667 & 7677	40 3/4"	4"	28 3/8"	-	-	-	14#	\$338
7877	20" High Base	40 3/4"	20"	28 3/8"	-	-	-	52#	\$704

For 30" x 42" Sheets		Overall Unit Sizes			Inside Drawer Sizes			Wt.	List Price
		W	H	D	W	H	D		
7668	Five-Drawer File	46 3/4"	15 3/8"	35 3/8"	43"	2"	32 3/4"	225#	\$2879
7678	Ten-Drawer File	46 3/4"	15 3/8"	35 3/8"	43"	5/8"	32 3/4"	445#	\$5214
7768W	Flush Base for 7668 & 7678	46 3/4"	4"	35 3/8"	-	-	-	16#	\$372
7878	20" High Base	46 3/4"	20"	35 3/8"	-	-	-	63#	\$797



Shown with High Base

For 36" x 48" Sheets		Overall Unit Sizes			Inside Drawer Sizes			Wt.	List Price
		W	H	D	W	H	D		
7669	Five-Drawer File	53 3/4"	15 3/8"	41 3/8"	50"	2"	38 3/4"	280#	\$3414
7679	Ten-Drawer File	53 3/4"	15 3/8"	41 3/8"	50"	5/8"	38 3/4"	550#	\$6191
7769W	Flush Base for 7669 & 7679	53 3/4"	4"	41 3/8"	-	-	-	18#	\$451
7879	20" High Base	53 3/4"	20"	41 3/8"	-	-	-	70#	\$878

PLAN FILES, HORIZONTAL

WOOD PLAN FILES (NOTE: Not on GSA)

- Drawer fronts and case sides are finished in oak.
- Antique brass drawer pulls.
- Drawer bottoms are hardboard.
- Bases are shipped unassembled.

Model No.

Wood Plan Files

For 24" x 36" Sheets		Overall Unit Sizes			Inside Dimensions			Wt.	List Price
		W	H	D	W	H	D		
7717U	Cap	40 13/16"	3/4"	27 3/4"	-	-	-	30#	\$582
7717C	Five-Drawer File	40 11/16"	13 7/8"	27 3/8"	37 5/8"	17/8"	25"	112#	\$2139
7717W	Flush Base	40 11/16"	4"	25 3/8"	-	-	-	15#	\$558

Finishes: Standard - Naturalist, Golden Oak, Unfinished

*Both sides of shelf unit.

For 30" x 42" Sheets		Overall Unit Sizes			Inside Dimensions			Wt.	List Price
		W	H	D	W	H	D		
7718U	Cap	45 5/8"	3/4"	34 3/4"	-	-	-	36#	\$753
7718C	Five-Drawer File	45 1/2"	13 7/8"	34 3/8"	42 3/8"	1 7/8"	32"	140#	\$2306
7718W	Flush Base	45 1/2"	4"	32 3/8"	-	-	-	18#	\$619

Finishes: Standard - Naturalist, Golden Oak, Unfinished

*Both sides of shelf unit.

For 36" x 48" Sheets		Overall Unit Sizes			Inside Dimensions			Wt.	List Price
		W	H	D	W	H	D		
7719U	Cap	53 7/16"	3/4"	40 3/4"	-	-	-	52#	\$924
7719C	Five-Drawer File	53 5/16"	13 7/8"	40 3/8"	50 3/16"	15/8"	38"	172#	\$3050
7719W	Flush Base	53 5/16"	4"	38 3/8"	-	-	-	22#	\$721

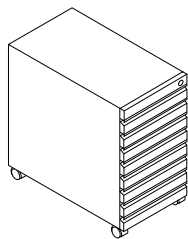
Finishes: Standard - Naturalist, Golden Oak, Unfinished

*Both sides of shelf unit.

MOBILE B-SIZE DRAWER FILE (NOTE: Not on GSA)

Eight-drawer steel file stores up to 2,500 sheets. All-steel construction. Four casters: 2 locking, 2 non-locking. Gang lock.

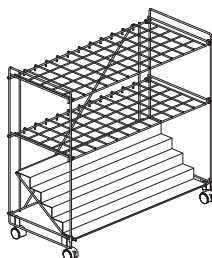
Standard Finishes: Sand Beige, White, Black, Gray



Mobile B-Size Plan File

Model No.	Overall Unit Sizes			Inside Dimensions			Wt.	List Price
	W	H	D	W	H	D		
9P810	15 1/4"	27 1/8"	27 3/4"	12 3/4"	1 3/4"	23 1/2"	109#	\$1371

ROLL FILE CARTS



- Two sizes.
- 2" poly dual wheel non-scarring casters.
- Insert included to accommodate various size rolled documents.
- Wire construction.
- Easy, no tools required assembly.
- Black finish only.

Model No.	Description	Length	Height	Depth	Wt.	List Price
❖ RF36	36 - 3 1/2" Openings	34"	32"	15"	28#	\$237
❖ RF60	60 - 2 1/2" Openings	34"	32"	15"	28#	\$249

❖ Indicates Kwik-Ship models.



TERMS AND CONDITIONS FOR ORDERING VALORÉ TSH1F CHAIRS WITH C.O.M.

C.O.M. (Customer's Own Material)

The COM fabric must be approved prior to order fulfillment.

1. Complete and submit the authorization request form.
2. Provide 18" by the width of the roll fabric sample with the form.
3. Mayline will provide approval once fabric is accepted.

Upon approval, customer to provide yardage and Purchase Order to:

Mayline Company
Attn.: COM Dept.
619 North Commerce
Sheboygan, WI 53081

Orders requesting COM will be given a 20 working-day lead time from the date the material is received at Mayline.

Mayline reserves the right to cancel an order at any time if C.O.M. is inadequate for any reason. Unless otherwise noted, the thread color that most closely matches the fabric will be used.

Order Size & Pricing

All chairs are shipped 2/carton. For COM orders in excess of 50 chairs (25 cartons), additional lead time will apply. Please contact Customer Service. COM Product is priced at Fabric Grade 2 and incurs a 10% of list upcharge.

Errors and Omissions

All quotations, acknowledgements and invoices are subject to corrections for any errors and omissions.

Extra Material

Mayline is not responsible for yardage submitted that is in excess of the required amount. Excess material will not be returned and will be discarded.

Cancellations/Change Orders

Orders which have entered any stage of production may not be changed or cancelled.

Warranty:

Mayline will warrant the chair components based on its standard warranty. COM textiles are not warranted or covered under CA117 or CA133 approvals.

Fabric Flaws:

Mayline is not responsible for defects, inaccuracies, or other flaws in the fabric. Notification will be given in the event flaws are discovered.

MAYLINE®**COM – Customer's Own Material Order Form** (Please Photocopy)

Please complete this form, attach a fabric swatch, and send a fabric sample (18" by the width of the roll) to:

Mayline Company
 Attn: COM Department
 619 N. Commerce St.
 Sheboygan, WI 53081
 DATE MAILED: _____

NOTE: COM fabrics are only available for the cushion of the Valoré TSH1F chair. All backs are black mesh.

CUSTOMER INFORMATION

Company Name _____

Contact _____

Billing address _____

Telephone _____

City _____ State _____ Zip _____

Email Address _____

MATERIAL INFORMATION

Material Manufacturer _____

Usable width in inches _____

Fabric Name/Number _____

Fabric Source (Mill) _____

Fabric Color _____

Reversible? Yes or No (please circle)

Pattern Repeat _____

Railroad?: Yes or No (please circle)

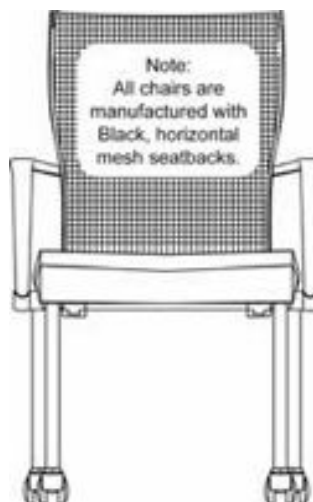

PRODUCT INFORMATION (Model TSH1F)

Carton Qty
 (2 chairs/box)

Frame Color
 (Black or Chrome)

Customer Comments: _____

Attach a swatch to chair to indicate face side and desired direction.



Index

Model No.	Page	List Price	Model No.	Page	List Price	Model No.	Page	List Price
408	289	\$418	763	294	\$738	6049	206	\$1,000
605	207	\$1,930	764	294	\$924	7305	318	\$48
610	207	\$1,948	765	294	\$270	7306	318	\$41
615	207	\$2,012	767	294	\$306	7307	318	\$98
630	207	\$2,734	768	294	\$370	7308	318	\$41
650	207	\$2,349	769	294	\$386	7667	324	\$2,498
660	207	\$2,398	775	295	\$70	7668	324	\$2,879
670	207	\$2,432	776	295	\$75	7669	324	\$3,414
700	290	\$1,233	777	295	\$270	7677	324	\$4,991
701	290	\$1,319	778	295	\$325	7678	324	\$5,214
702	290	\$1,361	779	295	\$397	7679	324	\$6,191
703	290	\$1,463	780	295	\$118	7706	314	\$2,511
704	290	\$1,605	781	295	\$158	7707	314	\$2,708
705	291	\$585	782	295	\$212	7724	314	\$1,174
706	291	\$631	783	295	\$118	7726	314	\$1,196
707	291	\$717	784	295	\$212	7732	312	\$1,194
708	291	\$644	785	295	\$141	7734	312	\$1,281
709	291	\$711	786	295	\$230	7736	312	\$1,350
710	291	\$766	787	291	\$76	7737	312	\$1,634
711	291	\$711	787	298	\$76	7738	312	\$1,793
712	291	\$776	788	291	\$81	7739	312	\$1,992
713	291	\$840	788	298	\$81	7760	172	\$2,051
714	291	\$1,057	789	291	\$141	7760	313	\$2,051
715	291	\$1,099	789	298	\$141	7764	323	\$1,312
716	291	\$1,204	790	295	\$83	7767	323	\$2,120
717	291	\$527	791	294	\$701	7768	323	\$2,430
718	292	\$592	792	294	\$765	7769	323	\$2,937
719	292	\$659	793	294	\$787	7772	312	\$1,944
720	292	\$922	797	291	\$473	7773	312	\$2,111
721	292	\$285	798	291	\$490	7877	264	\$704
722	292	\$308	799	294	\$165	7877	321	\$704
723	292	\$362	905	306	\$691	7877	324	\$704
724	294	\$701	925	306	\$515	7878	264	\$797
725	294	\$765	943	307	\$186	7878	321	\$797
726	294	\$787	945	306	\$192	7878	324	\$797
727	290	\$1,276	946	307	\$192	7879	264	\$878
728	290	\$1,374	947	307	\$192	7879	321	\$878
729	290	\$1,520	948	307	\$192	7879	324	\$878
730	292	\$461	950	307	\$192	7965	323	\$57
731	292	\$515	955	308	\$226	7966	323	\$39
732	292	\$591	971	308	\$237	7967	323	\$4,071
737	292	\$84	972	308	\$317	7968	323	\$4,609
738	292	\$186	973	308	\$317	7969	323	\$5,543
739	292	\$228	992	308	\$356	9301	319	\$834
740	292	\$257	993	306	\$215	9302	319	\$897
742	293	\$185	994	306	\$237	9303	319	\$955
744	293	\$222	995	306	\$249	9304	319	\$1,069
745	293	\$261	1218	281	\$123	9305	319	\$1,142
746	293	\$316	1219	285	\$123	9308	320	\$318
747	293	\$239	2522	190	\$462	9309	319	\$91
748	293	\$279	2528	190	\$473	9311	319	\$528
749	293	\$327	2547	191	\$483	9312	319	\$587
750	293	\$59	2610	197	\$353	9313	319	\$651
751	293	\$65	2660	197	\$353	9314	319	\$766
752	293	\$222	3117	315	\$141	9315	319	\$841
753	293	\$261	3200	191	\$399	9319	319	\$92
754	293	\$303	3748	315	\$1,490	9321	319	\$1,311
755	293	\$239	3760	315	\$1,571	9322	319	\$1,368
756	293	\$279	4021	195	\$596	9323	319	\$1,429
757	293	\$311	6043	207	\$1,701	9324	319	\$1,544
758	293	\$78	6045	207	\$1,701	9325	319	\$1,620
759	293	\$90	6047	207	\$1,701	9329	319	\$624

Index

Model No.	Page	List Price	Model No.	Page	List Price	Model No.	Page	List Price
9390	320	\$431	250100	302	\$114	911884	275	\$5
9391	320	\$514	250101	292	\$193	911885	275	\$5
9397	320	\$360	250101	302	\$193	2202418	302	\$162
9398	320	\$157	350100	282	\$135	2204818	302	\$242
9429	319	\$671	350100	283	\$135	2207218	302	\$269
9552	318	\$30	350100	300	\$135	3202460	282	\$522
10550	320	\$51	350101	300	\$233	3202460	283	\$522
10551	320	\$26	350114	283	\$111	3202460	296	\$522
10552	320	\$36	350117	300	\$16	3202472	283	\$560
10553	320	\$30	350118	300	\$126	3202472	296	\$560
11124	303	\$804	350119	300	\$220	3202484	283	\$614
11145	303	\$585	350142	300	\$177	3202484	296	\$614
11148	303	\$1,317	350142	302	\$177	3203060	282	\$536
11160	303	\$1,462	350150	300	\$123	3203060	283	\$536
19400	122	\$83	350151	300	\$160	3203060	296	\$536
19400	145	\$83	350152	300	\$213	3203072	283	\$570
21100	302	\$102	350173	299	\$367	3203072	296	\$570
21101	302	\$149	350181	289	\$329	3203084	283	\$628
21102	303	\$96	350181	299	\$329	3203084	296	\$628
21103	302	\$197	350190	178	\$201	3203660	283	\$555
21104	302	\$215	350190	179	\$201	3203660	296	\$555
21105	302	\$243	350212	282	\$79	3203672	283	\$581
21106	302	\$308	350212	283	\$79	3203672	296	\$581
21107	302	\$89	350212	297	\$79	3203684	283	\$637
21124	302	\$1,152	350214	283	\$323	3203684	296	\$637
21145	302	\$856	350214	297	\$323	3302416	282	\$186
21148	302	\$1,979	350215	283	\$132	3302416	283	\$186
21172	302	\$2,469	350215	297	\$132	3302416	297	\$186
31124	296	\$2,154	350216	297	\$50	3302420	297	\$201
31148	296	\$3,651	350217	299	\$131	3303016	282	\$224
31172	296	\$5,400	350218	297	\$43	3303016	283	\$224
38363	241	\$1,688	350220	283	\$167	3303016	297	\$224
38423	241	\$1,746	350220	298	\$167	3303020	297	\$250
38483	241	\$1,804	350221	288	\$149	3303616	283	\$289
49263	213	\$700	350221	293	\$149	3303616	297	\$289
49264	213	\$700	350222	288	\$434	3303620	297	\$304
49265	213	\$700	350226	288	\$45	3304816	283	\$419
62363	240	\$1,819	350255	288	\$224	3304816	297	\$419
62423	240	\$1,897	350260	288	\$228	3304820	297	\$435
62483	240	\$2,017	350269	288	\$426	3305416	283	\$443
77671	323	\$1,345	350318	297	\$90	3305416	297	\$443
83363	240	\$2,070	350440	300	\$889	3305420	297	\$462
83423	240	\$2,296	350445	300	\$1,133	3306016	283	\$470
83483	240	\$2,461	350450	300	\$1,192	3306016	297	\$470
90145	248	\$26	350460	300	\$804	3306020	297	\$495
90145	275	\$26	350465	300	\$1,048	3312416	297	\$279
90145	285	\$26	350470	300	\$1,104	3312420	297	\$291
90154	275	\$5	350480	300	\$1,003	3313016	297	\$328
90155	275	\$5	350485	300	\$1,247	3313020	297	\$342
90225	284	\$158	350490	300	\$1,304	3313616	297	\$369
93316	320	\$220	721872	204	\$190	3313620	297	\$384
93326	320	\$251	770048	204	\$220	3322421	297	\$314
93336	320	\$277	770060	204	\$329	3323021	297	\$328
93346	320	\$334	770072	204	\$459	3323621	297	\$334
93356	320	\$370	772448	204	\$128	3324821	297	\$358
242229	156	\$1,176	773060	204	\$172	3326021	297	\$386
243029	156	\$636	773072	204	\$200	3332416	299	\$294
243629	156	\$676	773096	204	\$273	3332420	299	\$300
244829	156	\$781	911085	242	\$48	3333016	299	\$304
246029	156	\$883	911785	248	\$41	3333020	299	\$317
247229	156	\$989	911785	275	\$41	3333616	299	\$317
250100	292	\$114	911785	285	\$41	3333620	299	\$327

Index

Model No.	Page	List Price	Model No.	Page	List Price	Model No.	Page	List Price
3351902	289	\$263	0712P06	274	\$86	1415P06	274	\$188
3352126	289	\$245	0812P06	244	\$101	1505TL	144	\$287
3352414	299	\$906	0812P06	249	\$101	1515P06	249	\$208
3352732	289	\$272	0812P06	274	\$101	1515P06	274	\$208
3353014	299	\$922	0912P06	244	\$111	1612P06	244	\$199
3353614	299	\$948	0912P06	249	\$111	1612P06	249	\$199
3354836	288	\$2,582	0912P06	274	\$111	1612P06	274	\$199
3357236	288	\$3,034	0915P06	249	\$129	1615P06	249	\$224
3358436	288	\$3,402	0915P06	274	\$129	1615P06	274	\$224
3362126	289	\$438	1010AV	177	\$765	1801AG	196	\$951
3362732	289	\$473	1010AV	309	\$765	1801AGL	196	\$1,070
3402430	282	\$446	1010PC	177	\$595	1860RE	166	\$541
3402430	283	\$446	1010PC	309	\$595	1872RE	166	\$591
3402430	298	\$446	1012P06	244	\$118	19500ATW	290	\$354
3402436	298	\$603	1012P06	249	\$118	19500ATW	292	\$354
3403030	282	\$505	1012P06	274	\$118	19500TA	10	\$381
3403030	283	\$505	1015HC	177	\$930	19500TA	25	\$381
3403030	298	\$505	1015HC	310	\$930	19500TA	48	\$381
3403030	299	\$505	1015P06	249	\$136	19500TA	89	\$381
3403036	298	\$644	1015P06	274	\$136	19500TA	102	\$381
3403630	283	\$560	1020FTC	160	\$1,281	19500TA	126	\$381
3403630	298	\$560	1020FTC	178	\$1,281	19500TA	144	\$381
3403636	298	\$715	1050LT	177	\$691	19500TA	213	\$381
3403636	299	\$715	1070PS	178	\$765	19500TA	283	\$381
3404830	283	\$669	1075MR	178	\$277	19500TA	300	\$381
3404830	298	\$669	10GA	157	\$48	19500TA	302	\$381
3404836	298	\$801	10GA	168	\$48	19502A	10	\$141
3405430	298	\$765	10GA	179	\$48	19502A	25	\$141
3405436	298	\$1,000	1112P06	244	\$124	19502A	48	\$141
3406030	283	\$872	1112P06	249	\$124	19502A	89	\$141
3406030	298	\$872	1112P06	274	\$124	19502A	102	\$141
3406036	298	\$1,002	1112P06	282	\$124	19502A	126	\$141
3407130	298	\$957	1114P06	274	\$137	19502A	144	\$141
3407230	283	\$950	1114SDP06	274	\$199	19502A	213	\$141
3407230	298	\$950	1115P06	249	\$137	19502A	283	\$141
3407236	298	\$1,133	1115P06	274	\$137	19502A	292	\$141
3409030	283	\$1,204	1212P06	244	\$126	19502A	300	\$141
3409030	298	\$1,204	1212P06	249	\$126	19502A	302	\$141
3409036	298	\$1,401	1212P06	274	\$126	1J1	322	\$404
3434830	299	\$976	1214P06	274	\$142	1J100	322	\$7,040
3434836	299	\$1,083	1214SDP06	274	\$213	1J117	322	\$381
4211730	288	\$235	1215P06	249	\$142	1J15	322	\$2,344
4221530	288	\$389	1215P06	274	\$142	1J15D	322	\$2,595
4357226	289	\$1,231	12330L	209	\$3,559	2000FC	202	\$361
4357232	289	\$1,267	12336L	209	\$3,770	20627R3	315	\$4,732
4358426	289	\$1,318	12348L	209	\$3,974	20628R3	315	\$5,073
4358432	289	\$1,353	12360L	209	\$4,207	2110MU	310	\$464
7355100	318	\$85	12563WL	209	\$5,324	211CNR	302	\$2,611
7355300	318	\$229	12564WL	209	\$5,441	2140CA	310	\$266
0412P06	244	\$75	12565WL	209	\$5,563	2160MU	310	\$476
0412P06	249	\$75	12730WL	209	\$4,207	2200C	203	\$283
0412P06	274	\$75	12736WL	209	\$4,436	2200FC	202	\$341
0512P06	244	\$81	12742WL	209	\$4,619	22114L	210	\$5,960
0512P06	249	\$81	12748WL	209	\$4,790	22114TB	210	\$4,389
0512P06	274	\$81	12760WL	209	\$5,135	22114WL	210	\$7,101
0515P06	249	\$85	12ADJARM	195	\$143	22116L	210	\$5,405
0515P06	274	\$85	12ADJARM	196	\$143	22133WL	210	\$6,830
0612P06	244	\$84	12ADJARM	197	\$143	22368L	210	\$5,297
0612P06	249	\$84	1412P06	244	\$171	2300C	203	\$271
0612P06	274	\$84	1412P06	249	\$171	2300SC	203	\$432
0712P06	244	\$86	1412P06	274	\$171	23118L	210	\$8,213
0712P06	249	\$86	1415P06	249	\$188	23118TB	210	\$7,017

Index

Model No.	Page	List Price	Model No.	Page	List Price	Model No.	Page	List Price
23118WL	210	\$9,356	3434836L	299	\$1,297	4265NB1	246	\$2,994
23269L	210	\$7,490	3434836LE	299	\$1,474	4265NC1	246	\$2,673
2424AG	196	\$720	350213L	282	\$260	4265ND1	246	\$2,886
2424AGL	196	\$840	350213L	283	\$260	4265NE1	246	\$2,485
2448CE	166	\$690	350213L	297	\$260	4265NX1	248	\$1,823
2448HE	166	\$410	350213R	282	\$260	4280DA1	246	\$4,228
2448RE	166	\$493	350213R	283	\$260	4280DB1	246	\$4,455
2460RE	166	\$574	350213R	297	\$260	4280DC1	246	\$4,068
2472RE	166	\$657	350320L	297	\$260	4280DD1	246	\$4,262
2504K	276	\$166	350320R	297	\$260	4280DE1	246	\$3,967
2700C	203	\$528	350321L	298	\$90	4280DX1	248	\$2,939
2710FC	202	\$270	350321R	298	\$90	4280NA1	246	\$3,257
2800FC	202	\$289	350325L	297	\$128	4280NB1	246	\$3,519
2900FC	202	\$327	350325R	297	\$128	4280NC1	246	\$3,131
2J1	322	\$505	350327L	298	\$89	4280ND1	246	\$3,328
2J100	322	\$8,389	350327R	298	\$89	4280NE1	246	\$2,843
2J117	322	\$482	3665DA1	246	\$3,254	4280NX1	248	\$1,982
2J15	322	\$2,775	3665DB1	246	\$3,356	4280WS1	247	\$3,099
2J15D	322	\$3,036	3665DC1	246	\$3,298	4280WS1LAM	247	\$3,271
3352414L	299	\$959	3665DD1	246	\$3,301	4904K	276	\$264
3353014L	299	\$975	3665DE1	246	\$3,072	4904K	285	\$264
3353614L	299	\$1,015	3665DX1	248	\$2,485	4J1	322	\$1,734
3402430L	298	\$581	3665NA1	246	\$2,479	4J15D	322	\$9,651
3402430LE	298	\$824	3665NB1	246	\$2,583	4J17	322	\$1,494
3402436L	298	\$686	3665NC1	246	\$2,328	5000C	203	\$374
3402436LE	298	\$900	3665ND1	246	\$2,529	5000FC	202	\$350
3403030L	298	\$661	3665NE1	246	\$2,467	502STB	211	\$2,250
3403030L	299	\$661	3665NX1	248	\$1,773	502TB	211	\$2,280
3403030LE	298	\$909	3680DA1	246	\$3,731	503STB	211	\$2,331
3403030LE	299	\$909	3680DB1	246	\$3,845	503TB	211	\$2,362
3403036L	298	\$880	3680DC1	246	\$3,540	504STB	211	\$3,128
3403036LE	298	\$982	3680DD1	246	\$3,731	504TB	211	\$3,101
3403630L	298	\$725	3680DE1	246	\$3,486	505L	211	\$2,667
3403630LE	298	\$982	3680DX1	248	\$2,696	505SL	211	\$2,603
3403636L	298	\$855	3680NA1	246	\$2,891	505STB	211	\$3,055
3403636L	299	\$855	3680NB1	246	\$3,008	505TB	211	\$3,175
3403636LE	298	\$1,127	3680NC1	246	\$2,704	505WL	211	\$3,495
3403636LE	299	\$1,127	3680ND1	246	\$2,892	506STB	211	\$3,047
3404830L	298	\$883	3680NE1	246	\$2,649	506TB	211	\$3,094
3404830LE	298	\$1,154	3680NX1	248	\$1,843	507STB	211	\$3,047
3404836L	298	\$1,037	3680WS1	247	\$2,815	507TB	211	\$3,094
3404836LE	298	\$1,373	3680WS1LAM	247	\$2,969	510L	211	\$2,715
3405430L	298	\$998	3704K	276	\$213	510SL	211	\$2,650
3405430LE	298	\$1,314	3704K	285	\$213	510WL	211	\$3,562
3405436L	298	\$1,171	3836A3	241	\$2,028	515L	211	\$2,791
3405436LE	298	\$1,544	3842A3	241	\$2,105	515SL	211	\$2,725
3406030L	298	\$1,108	3848A3	241	\$2,188	515WL	211	\$3,649
3406030LE	298	\$1,402	3J1	322	\$620	520L	211	\$2,943
3406036L	298	\$1,302	3J100	322	\$9,679	520SL	211	\$2,878
3406036LE	298	\$1,718	3J117	322	\$578	520WL	211	\$3,803
3407130L	298	\$1,222	3J15	322	\$3,186	525L	211	\$2,999
3407130LE	298	\$1,388	3J15D	322	\$3,447	5300L	212	\$4,380
3407230L	298	\$1,204	4005AG	195	\$596	5300SL	212	\$4,306
3407230LE	298	\$1,511	4005AG	197	\$596	5300WL	212	\$5,226
3407236L	298	\$1,420	4019AG	195	\$710	530L	211	\$3,070
3407236LE	298	\$1,874	4265DA1	246	\$3,686	5310L	212	\$4,614
3409030L	298	\$1,548	4265DB1	246	\$3,849	5310SL	212	\$4,540
3409030LE	298	\$1,888	4265DC1	246	\$3,532	5310WL	212	\$5,460
3409036L	298	\$1,819	4265DD1	246	\$3,742	5320L	212	\$3,807
3409036LE	298	\$2,406	4265DE1	246	\$3,332	5320SL	212	\$3,732
3434830L	299	\$1,186	4265DX1	248	\$2,704	5320WL	212	\$4,516
3434830LE	299	\$1,388	4265NA1	246	\$2,786	5330L	212	\$3,807

Index

Model No.	Page	List Price
5330SL	212	\$3,732
5330WL	212	\$4,516
537MP	211	\$141
540L	211	\$3,285
543MP	211	\$154
549MP	211	\$387
550L	212	\$3,167
550SL	212	\$3,102
550WL	212	\$3,652
560L	212	\$3,226
560SL	212	\$3,162
560WL	212	\$3,802
561MP	211	\$429
562MP	211	\$348
570L	212	\$3,272
570SL	212	\$3,208
570WL	212	\$3,885
580WL	212	\$3,810
590WL	212	\$3,871
595WL	212	\$3,955
5J1	324	\$490
5J117	324	\$338
5J15	324	\$2,189
5J15D	324	\$2,435
604LT	206	\$1,478
604LTL	206	\$1,592
605L	207	\$2,076
605LT	206	\$1,523
605LTL	206	\$1,645
605LTW	206	\$2,076
605LTWL	206	\$2,197
605S	207	\$1,865
605SL	207	\$2,012
605SW	207	\$2,672
605SWL	207	\$2,818
605W	207	\$2,734
605WL	207	\$2,902
609LT	206	\$1,567
609LTL	206	\$1,688
610L	207	\$2,149
610LT	206	\$1,596
610LTL	206	\$1,726
610LTW	206	\$2,116
610LTWL	206	\$2,246
610S	207	\$1,884
610SL	207	\$2,032
610SW	207	\$2,691
610SWL	207	\$2,839
610W	207	\$2,803
610WL	207	\$2,967
615L	207	\$2,220
615S	207	\$1,948
615SL	207	\$2,095
615SW	207	\$2,755
615SWL	207	\$2,954
615W	207	\$2,842
615WL	207	\$3,051
6236A3	240	\$2,433
6236B3	240	\$2,603
6242A3	240	\$2,547
6242B3	240	\$2,723
6248A3	240	\$2,709

Model No.	Page	List Price
6248B3	240	\$2,976
630L	207	\$2,902
6310C	203	\$528
6310SC	203	\$388
6446AG	196	\$1,073
6446AGL	196	\$1,195
645LT	206	\$1,619
645LTL	206	\$1,732
650L	207	\$2,584
650LT	206	\$1,700
650LTL	206	\$1,832
650S	207	\$2,286
650SL	207	\$2,432
650SW	208	\$3,050
650SWL	208	\$3,183
650W	208	\$3,075
650WL	208	\$3,196
6510SC	203	\$1,972
652LTW	206	\$2,151
652LTWL	206	\$2,280
655LT	206	\$1,692
655LTL	206	\$1,813
655LTW	206	\$2,271
655LTWL	206	\$2,421
657LTW	206	\$2,296
657LTWL	206	\$2,446
660L	207	\$2,645
660S	207	\$2,305
660SL	207	\$2,453
660SW	208	\$3,068
660SWL	208	\$3,190
660W	208	\$3,138
660WL	208	\$3,348
670L	207	\$2,685
670S	207	\$2,370
670SL	207	\$2,600
670SW	208	\$3,094
670SWL	208	\$3,242
670W	208	\$3,222
670WL	208	\$3,433
680SW	208	\$3,404
680SWL	208	\$3,551
680W	208	\$3,467
680WL	208	\$3,692
685LTW	206	\$2,216
685LTWL	206	\$2,342
685SW	208	\$3,423
685SWL	208	\$3,571
685W	208	\$3,537
685WL	208	\$3,759
687LTW	206	\$2,240
687LTWL	206	\$2,365
690SW	208	\$3,487
690SWL	208	\$3,634
690W	208	\$3,630
690WL	208	\$3,854
6J1	324	\$592
6J117	324	\$372
6J15	324	\$2,507
6J15D	324	\$2,766
700B	290	\$1,563
700E	290	\$1,664

Model No.	Page	List Price
700H	290	\$1,361
701B	290	\$1,605
701E	290	\$1,821
701H	290	\$1,418
702B	290	\$2,036
702E	290	\$2,220
702H	290	\$1,463
703B	290	\$2,078
703E	290	\$2,234
703H	290	\$1,590
704B	290	\$3,240
704E	290	\$2,209
704H	290	\$1,733
717E	291	\$690
717H	291	\$592
717T	291	\$659
717TE	291	\$830
717TH	291	\$725
718E	292	\$787
718H	292	\$659
718T	292	\$725
718TE	292	\$898
718TH	292	\$787
719E	292	\$830
719H	292	\$725
719T	292	\$787
719TE	292	\$1,003
719TH	292	\$855
720E	292	\$1,107
720H	292	\$987
7250A	317	\$230
7251A	317	\$245
7251ASE	317	\$358
7251SE	318	\$251
7252A	317	\$259
7252ASE	317	\$375
7252SE	318	\$267
7253A	317	\$272
7253ASE	317	\$386
7253SE	318	\$301
7255A	317	\$360
7255ASE	317	\$490
7255SE	318	\$359
7260A	316	\$245
7261A	316	\$259
7261ASE	317	\$384
7262A	316	\$272
7262ASE	317	\$400
7263A	316	\$289
7263ASE	317	\$414
7265A	316	\$376
7265ASE	317	\$502
7271A	316	\$337
7271ASE	316	\$437
7272A	316	\$352
7272ASE	316	\$466
7273A	316	\$401
7273ASE	316	\$524
7275A	316	\$527
7275ASE	316	\$699
727B	290	\$2,013
727E	290	\$2,189

Index

Model No.	Page	List Price	Model No.	Page	List Price	Model No.	Page	List Price
727H	290	\$1,404	7772A	312	\$2,282	80370M4	209	\$3,521
728B	290	\$2,057	7773A	312	\$2,452	80370P4	209	\$3,521
728E	290	\$2,209	77CRND	204	\$403	8100TD	309	\$515
728H	290	\$1,504	7867C	264	\$1,752	8109C	316	\$299
729B	290	\$3,153	7867C	321	\$1,752	8111C	316	\$289
729E	290	\$2,078	7867D	264	\$1,945	8115C	316	\$432
729H	290	\$1,733	7867D	321	\$1,945	81370A5	315	\$3,940
7301A	318	\$89	7867W	264	\$305	8336A3	240	\$2,981
7301B	318	\$95	7867W	321	\$305	8336B3	240	\$3,150
7301C	318	\$101	7868C	264	\$2,035	8342A3	240	\$3,196
7302A	318	\$108	7868C	321	\$2,035	8342B3	240	\$3,313
7302B	318	\$115	7868D	264	\$2,230	8348A3	240	\$3,388
7302C	318	\$118	7868D	321	\$2,230	8348B3	240	\$3,571
7302D	317	\$150	7868W	264	\$339	8350MR	309	\$583
7355A	318	\$28	7868W	321	\$339	8432SO	309	\$527
7355B	318	\$37	7869C	264	\$2,428	8693B	315	\$4,876
7355C	318	\$50	7869C	321	\$2,428	8694B	315	\$5,230
7403AP	315	\$409	7869D	264	\$2,624	8696B	315	\$5,356
7706A	314	\$2,786	7869D	321	\$2,624	8697B	315	\$5,499
7706B	314	\$2,924	7869W	264	\$409	90J006	323	\$98
7707A	314	\$2,982	7869W	321	\$409	922VEL	248	\$32
7707B	314	\$3,138	7890X	264	\$289	922VEL	275	\$32
7717C	325	\$2,139	7890X	321	\$289	922VEL	285	\$32
7717U	325	\$582	7890X	322	\$289	9309H	319	\$379
7717W	325	\$558	7890X	323	\$289	9329H	319	\$864
7718C	325	\$2,306	7890X	324	\$289	9413AG	194	\$940
7718U	325	\$753	7890Y	264	\$620	9413AGL	194	\$1,095
7718W	325	\$619	7890Y	321	\$620	9414AG	194	\$829
7719C	325	\$3,050	7890Y	322	\$620	9414AGL	194	\$940
7719U	325	\$924	7890Y	323	\$620	9501V	318	\$78
7719W	325	\$721	7890Y	324	\$620	9503V	318	\$103
7724A	314	\$1,398	7967D	323	\$4,599	9504V	318	\$160
7724B	314	\$1,490	7968D	323	\$5,220	9506V	318	\$184
7724WC	204	\$374	7969D	323	\$6,303	9507V	318	\$221
7726A	314	\$1,431	7977C	264	\$3,697	9511V	318	\$98
7726B	314	\$1,531	7977C	321	\$3,697	9P600	261	\$169
7730WC	204	\$453	7977D	264	\$4,175	9P610	261	\$215
7732A	312	\$1,389	7977D	321	\$4,175	9P611	261	\$243
7734A	312	\$1,490	7978C	264	\$3,853	9P620	261	\$368
7734B	312	\$1,620	7978C	321	\$3,853	9P621	261	\$413
7734BLT	315	\$6,160	7978D	264	\$4,363	9P810	325	\$1,371
7736A	312	\$1,527	7978D	321	\$4,363	A35CH5	232	\$120
7736B	312	\$1,720	7979C	264	\$4,584	AB2S36	26	\$423
7736BLT	315	\$6,508	7979C	321	\$4,584	AB3S36	26	\$516
7737A	312	\$1,687	7979D	264	\$5,211	AB5S36	26	\$622
7737B	312	\$1,849	7979D	321	\$5,211	ABD6642	21	\$756
7738A	312	\$1,919	797E	291	\$602	ABD7242	21	\$795
7738B	312	\$2,093	797H	291	\$537	ABQ2	26	\$263
7739A	312	\$2,063	797T	291	\$564	ABQ5	26	\$503
7739B	312	\$2,284	797TE	291	\$695	ACASTK	281	\$325
7767D	323	\$2,370	797TH	291	\$629	ACB4224	22	\$317
7767U	323	\$490	798E	291	\$620	ACB4824	22	\$343
7767W	323	\$338	798H	291	\$555	ACD	10	\$158
7767W	324	\$338	798T	291	\$602	ACD	25	\$158
7768D	323	\$2,687	798TE	291	\$734	ACD	39	\$158
7768U	323	\$592	798TH	291	\$666	ACD6024	21	\$503
7768W	323	\$372	7J1	324	\$765	ACD6624	21	\$530
7768W	324	\$372	7J117	324	\$451	ACD7224	21	\$556
7769D	323	\$3,188	7J15	324	\$3,007	ACLF30	24	\$648
7769U	323	\$765	7J15D	324	\$3,265	ACLF36	24	\$729
7769W	323	\$451	80270M4	209	\$3,093	ACTB10	28	\$1,534
7769W	324	\$451	80270P4	209	\$3,093	ACTB12	28	\$1,836

Index

Model No.	Page	List Price
ACTB18	28	\$3,157
ACTB6	28	\$875
ACTB8	28	\$1,269
ACTR42	28	\$617
ADB3	276	\$354
ADB4	276	\$437
ADB5	276	\$535
ADB6	276	\$563
ADR2	281	\$235
ADR2LAM	281	\$287
ADR33	281	\$318
ADR33LAM	281	\$430
ADR34	281	\$354
ADR34LAM	281	\$454
ADR35	281	\$382
ADR35LAM	281	\$466
ADR36	281	\$411
ADR36LAM	281	\$491
ADRW2K	281	\$440
AEC72L	22	\$888
AEC72R	22	\$888
AFF20	23	\$503
AFF26	23	\$569
AFLF30	24	\$861
AFLF36	24	\$926
AFTP60	11	\$144
AFTP60	26	\$144
AFTP66	11	\$158
AFTP66	26	\$158
AFTP72	11	\$185
AFTP72	26	\$185
AGDC	27	\$861
AHG72	25	\$926
AHPM	26	\$185
AHW60	25	\$583
AHW66	25	\$622
AHW72	25	\$662
AITB3G2	252	\$6,319
AITB3L2	252	\$5,064
AL	190	\$586
ALC	27	\$1,193
ALCT	12	\$476
ALCT	28	\$476
AMDV	253	\$39
AMK20	23	\$132
AP3017	280	\$600
AP3017	282	\$600
AP3024	280	\$628
AP3617	280	\$615
AP3624	280	\$649
AP4817	280	\$669
AP4824	280	\$733
AP6017	280	\$732
AP6024	280	\$800
AP7217	280	\$815
AP7224	280	\$898
APBBF20	23	\$530
APBBF26	23	\$595
APBF20	23	\$392
APBF26	23	\$436
APED1	278	\$826
APR6030	22	\$524

Model No.	Page	List Price
APST	27	\$1,060
APT7236	22	\$767
AR36	249	\$173
AR3624	22	\$330
AR42	249	\$188
AR4224	22	\$358
AR4824	22	\$397
ARC12CB	254	\$53
ARC12P	254	\$14
ARC15CB	254	\$56
ARC15P	254	\$19
ARC2412HFK	253	\$114
ARC2412ROD105	254	\$289
ARC2412ROD120	254	\$321
ARC2412ROD60	254	\$242
ARC2412ROD75	254	\$253
ARC2412ROD90	254	\$263
ARC2412ROHF	253	\$242
ARC2412ROSLF	253	\$242
ARC2412RS	253	\$242
ARC2412SLF	253	\$58
ARC24403A	250	\$1,678
ARC24403EA	251	\$1,426
ARC24403ES	251	\$1,739
ARC24403S	250	\$1,989
ARC2440BTB	255	\$94
ARC2440CP	255	\$121
ARC2440EP	255	\$351
ARC2440WCS	255	\$79
ARC24504A	250	\$1,977
ARC24504EA	251	\$1,537
ARC24504ES	251	\$1,793
ARC24504S	250	\$2,217
ARC2450BTB	255	\$94
ARC2450CP	255	\$126
ARC2450EP	255	\$363
ARC2450WCS	255	\$79
ARC24615A	250	\$2,023
ARC24615EA	251	\$1,609
ARC24615ES	251	\$1,850
ARC24615S	250	\$2,278
ARC2461BTB	255	\$94
ARC2461CP	255	\$134
ARC2461EP	255	\$377
ARC2461WCS	255	\$79
ARC24726A	250	\$2,643
ARC24726EA	251	\$2,052
ARC24726ES	251	\$2,289
ARC24726S	250	\$2,882
ARC2472BTB	255	\$94
ARC2472CP	255	\$140
ARC2472EP	255	\$389
ARC2472WCS	255	\$79
ARC24827A	250	\$2,999
ARC24827EA	251	\$2,300
ARC24827ES	251	\$2,565
ARC24827S	250	\$3,264
ARC2482BTB	255	\$109
ARC2482CP	255	\$155
ARC2482EP	255	\$438
ARC2482WCS	255	\$94
ARC24938A	250	\$3,373

Model No.	Page	List Price
ARC24938EA	251	\$2,576
ARC24938ES	251	\$2,856
ARC24938S	250	\$3,662
ARC2493BTB	255	\$124
ARC2493CP	255	\$178
ARC2493EP	255	\$488
ARC2493WCS	255	\$109
ARC3015HFK	253	\$152
ARC3015ROD105	254	\$314
ARC3015ROD120	254	\$344
ARC3015ROD60	254	\$289
ARC3015ROD75	254	\$295
ARC3015ROD90	254	\$275
ARC3015ROHF	253	\$259
ARC3015ROSLF	253	\$276
ARC3015RS	253	\$254
ARC3015SLF	253	\$73
ARC30403A	250	\$2,115
ARC30403EA	251	\$1,824
ARC30403ES	251	\$2,135
ARC30403S	250	\$2,424
ARC3040BTB	255	\$94
ARC3040CP	255	\$126
ARC3040EP	255	\$363
ARC3040WCS	255	\$79
ARC30504A	250	\$2,277
ARC30504EA	251	\$1,850
ARC30504ES	251	\$2,197
ARC30504S	250	\$2,626
ARC3050BTB	255	\$94
ARC3050CP	255	\$134
ARC3050EP	255	\$377
ARC3050WCS	255	\$79
ARC30615A	250	\$2,551
ARC30615EA	251	\$1,986
ARC30615ES	251	\$2,243
ARC30615S	250	\$2,810
ARC3061BTB	255	\$94
ARC3061CP	255	\$141
ARC3061EP	255	\$389
ARC3061WCS	255	\$79
ARC30726A	250	\$3,358
ARC30726EA	251	\$2,539
ARC30726ES	251	\$2,822
ARC30726S	250	\$3,642
ARC3072BTB	255	\$94
ARC3072CP	255	\$148
ARC3072EP	255	\$438
ARC3072WCS	255	\$79
ARC30827A	250	\$3,724
ARC30827EA	251	\$2,847
ARC30827ES	251	\$3,159
ARC30827S	250	\$4,047
ARC3082BTB	255	\$109
ARC3082CP	255	\$165
ARC3082EP	255	\$453
ARC3082WCS	255	\$94
ARC30938A	250	\$4,240
ARC30938EA	251	\$3,163
ARC30938ES	251	\$3,543
ARC30938S	250	\$4,558
ARC3093BTB	255	\$124

Index

Model No.	Page	List Price	Model No.	Page	List Price	Model No.	Page	List Price
ARC3093CP	255	\$190	AT5	30	\$3,719	BT11	15	\$1,551
ARC3093EP	255	\$520	AT6	30	\$4,181	BT12	15	\$1,333
ARC3093WCS	255	\$109	AT7	30	\$7,452	BT13	16	\$1,937
ARC35MF	254	\$41	AT8	30	\$6,593	BT14	16	\$1,771
ARC37MF	254	\$43	AT9	31	\$7,227	BT15	16	\$1,517
ARCB24403A	250	\$1,996	AT10	31	\$4,724	BT16	16	\$6,068
ARCB24403EA	251	\$1,746	AT11	31	\$1,556	BT17	17	\$4,446
ARCB24403ES	251	\$2,058	AT12	31	\$2,581	BT18	17	\$3,004
ARCB24403S	250	\$2,307	AT13	32	\$2,555	BT19	17	\$1,215
ARCB24504A	250	\$2,297	AT14	32	\$1,666	BT20	17	\$1,229
ARCB24504EA	251	\$1,856	AT15	32	\$4,641	BT21	18	\$1,510
ARCB24504ES	251	\$2,113	AT17	33	\$6,091	BT22	18	\$1,930
ARCB24504S	250	\$2,537	AT18	33	\$8,011	BT23	18	\$2,270
ARCB24615A	250	\$2,340	AT19	33	\$2,339	BT24	18	\$4,548
ARCB24615EA	251	\$1,928	AT20	33	\$3,265	BT25	19	\$4,045
ARCB24615ES	251	\$2,170	AT21	34	\$6,002	BT26	19	\$4,261
ARCB24615S	250	\$2,598	AT22	34	\$3,305	BT27	19	\$1,112
ARCB24726A	250	\$3,046	AT23	34	\$5,550	BT28	19	\$1,812
ARCB24726EA	251	\$2,456	AT24	34	\$2,390	BT29	20	\$3,162
ARCB24726ES	251	\$2,692	AT25	35	\$2,339	BT30	20	\$3,770
ARCB24726S	250	\$3,286	AT26	35	\$6,136	BT31	20	\$4,849
ARCB24827A	250	\$3,406	AT27	35	\$9,908	BT32	20	\$3,252
ARCB24827EA	251	\$2,705	AT28	35	\$5,826	BTB3624	8	\$175
ARCB24827ES	251	\$2,970	AT29	36	\$3,562	BTB3S36	11	\$367
ARCB24827S	250	\$3,673	AT30	36	\$1,786	BTB4224	8	\$194
ARCB30403A	250	\$2,432	AT31	36	\$1,455	BTB4824	8	\$213
ARCB30403EA	251	\$2,144	AT32	36	\$2,294	BTB4S36	11	\$455
ARCB30403ES	251	\$2,454	AT33	37	\$2,048	BTB5S36	11	\$547
ARCB30403S	250	\$2,743	AT34	37	\$2,726	BTBF20M	9	\$427
ARCB30504A	250	\$2,597	AT35	37	\$7,388	BTBD7239	8	\$495
ARCB30504EA	251	\$2,170	AT36	37	\$2,746	BTBF20	9	\$319
ARCB30504ES	251	\$2,516	AT37	38	\$4,830	BTCD6024	8	\$327
ARCB30504S	250	\$2,945	AT38	38	\$5,148	BTCD6624	8	\$347
ARCB30615A	250	\$2,872	AT39	38	\$4,074	BTCD7224	8	\$372
ARCB30615EA	251	\$2,305	AT40	38	\$5,079	BTCT10	12	\$989
ARCB30615ES	251	\$2,562	ATB3FK	276	\$334	BTCT6	12	\$454
ARCB30615S	250	\$3,129	ATB4FK	276	\$401	BTCT8	12	\$712
ARCB30726A	250	\$3,768	ATB5FK	276	\$468	BTCTR48	12	\$379
ARCB30726EA	251	\$2,946	ATB6FK	276	\$508	BDTHG72	10	\$760
ARCB30726ES	251	\$3,229	AVPB	12	\$821	BTFF20M	9	\$382
ARCB30726S	250	\$4,051	AVPB	28	\$821	BTFLF36	9	\$739
ARCB30827A	250	\$4,129	AVPM	26	\$185	BTGDC	11	\$642
ARCB30827EA	251	\$3,253	AWG72	25	\$1,060	BTHW60	10	\$518
ARCB30827ES	251	\$3,565	AWMK	232	\$47	BTHW66	10	\$549
ARCB30827S	250	\$4,451	BC3629	87	\$531	BTHW72	10	\$574
ARCP2412	253	\$140	BC3642	87	\$662	BTPM	10	\$152
ARCP3015	253	\$165	BC3668	87	\$922	BTPT7236	9	\$644
ARD6030	21	\$556	BP6	89	\$17	BTR3624	8	\$219
ARD6630	21	\$595	BP6	102	\$17	BTR4224	8	\$237
ARD7230	21	\$636	BP6	116	\$17	BTR4824	8	\$252
ARD7236	21	\$689	BR2442	85	\$368	BTRD6030	8	\$364
ARDTC	27	\$622	BR2448	85	\$381	BTRD6630	8	\$387
ARRS	27	\$210	BT1	13	\$2,124	BTRD7230	8	\$421
ARS36	249	\$535	BT2	13	\$1,718	BTRD7236	8	\$476
ARS42	249	\$563	BT3	13	\$3,185	BTRDTC	12	\$317
AS36F	248	\$171	BT4	13	\$2,458	BTRRS2	12	\$129
AS42F	248	\$186	BT5	14	\$2,693	BTSC	11	\$387
ASC	27	\$662	BT6	14	\$3,335	C1131	140	\$1,069
AT1	29	\$2,901	BT7	14	\$3,301	C1131N	140	\$1,029
AT2	29	\$3,415	BT8	14	\$4,688	C1133	140	\$1,069
AT3	29	\$2,793	BT9	15	\$5,043	C1133N	140	\$1,029
AT4	29	\$3,184	BT10	15	\$1,819	C1136	140	\$644

Index

Model No.	Page	List Price
C1136N	140	\$606
C1141	140	\$1,087
C1141N	140	\$1,049
C1142	141	\$1,537
C1142N	141	\$1,498
C1143	140	\$1,087
C1143N	140	\$1,049
C1144	141	\$1,537
C1144N	141	\$1,498
C1145	141	\$1,537
C1145N	141	\$1,498
C1146	140	\$683
C1146N	140	\$644
C1151	140	\$1,112
C1151N	140	\$1,067
C1152	141	\$1,562
C1152N	141	\$1,522
C1153	140	\$1,112
C1153N	140	\$1,067
C1154	141	\$1,562
C1154N	141	\$1,522
C1155	141	\$1,562
C1155N	141	\$1,522
C1156	140	\$695
C1156N	140	\$649
C1161	140	\$1,146
C1161N	140	\$1,101
C1162	141	\$1,595
C1162N	141	\$1,544
C1163	140	\$1,146
C1163N	140	\$1,101
C1164	141	\$1,595
C1164N	141	\$1,544
C1165	141	\$1,595
C1165N	141	\$1,544
C1166	140	\$721
C1166N	140	\$675
C1171	140	\$1,180
C1171N	140	\$1,135
C1172	141	\$1,629
C1172N	141	\$1,578
C1173	140	\$1,180
C1173N	140	\$1,135
C1174	141	\$1,629
C1174N	141	\$1,578
C1175	141	\$1,629
C1175N	141	\$1,578
C1176	140	\$747
C1176N	140	\$701
C1331	135	\$1,099
C1331N	135	\$1,046
C1333	135	\$1,099
C1333N	135	\$1,046
C1336	135	\$659
C1336N	135	\$608
C1341	135	\$1,112
C1341N	135	\$1,060
C1342	135	\$1,575
C1342N	135	\$1,523
C1343	135	\$1,112
C1343N	135	\$1,060
C1344	136	\$1,575

Model No.	Page	List Price
C1344N	136	\$1,523
C1345	136	\$1,575
C1345N	136	\$1,523
C1346	135	\$683
C1346N	135	\$631
C1351	135	\$1,150
C1351N	135	\$1,091
C1352	135	\$1,612
C1352N	135	\$1,553
C1353	135	\$1,150
C1353N	135	\$1,091
C1354	136	\$1,612
C1354N	136	\$1,553
C1355	136	\$1,612
C1355N	136	\$1,553
C1356	135	\$711
C1356N	135	\$653
C1361	135	\$1,185
C1361N	135	\$1,121
C1362	135	\$1,648
C1362N	135	\$1,583
C1363	135	\$1,185
C1363N	135	\$1,121
C1364	136	\$1,648
C1364N	136	\$1,583
C1365	136	\$1,648
C1365N	136	\$1,583
C1366	135	\$749
C1366N	135	\$686
C1371	135	\$1,199
C1371N	135	\$1,134
C1372	135	\$1,661
C1372N	135	\$1,596
C1373	135	\$1,199
C1373N	135	\$1,134
C1374	136	\$1,661
C1374N	136	\$1,596
C1375	136	\$1,661
C1375N	136	\$1,596
C1376	135	\$763
C1376N	135	\$698
C1651	136	\$1,169
C1651N	136	\$1,112
C1652	136	\$1,654
C1652N	136	\$1,596
C1653	136	\$1,169
C1653N	136	\$1,112
C1654	136	\$1,654
C1654N	136	\$1,596
C1655	136	\$1,654
C1655N	136	\$1,596
C1656	136	\$776
C1656N	136	\$718
C1661	136	\$1,195
C1661N	136	\$1,132
C1662	136	\$1,679
C1662N	136	\$1,614
C1663	136	\$1,195
C1663N	136	\$1,132
C1664	136	\$1,679
C1664N	136	\$1,614
C1665	136	\$1,679

Model No.	Page	List Price
C1665N	136	\$1,614
C1666	136	\$799
C1666N	136	\$735
C1671	136	\$1,238
C1671N	136	\$1,175
C1672	136	\$1,723
C1672N	136	\$1,658
C1673	136	\$1,238
C1673N	136	\$1,175
C1674	136	\$1,723
C1674N	136	\$1,658
C1675	136	\$1,723
C1675N	136	\$1,658
C1676	136	\$823
C1676N	136	\$757
C1951	137	\$1,281
C1951N	137	\$1,224
C1952	137	\$1,765
C1952N	137	\$1,706
C1953	137	\$1,281
C1953N	137	\$1,224
C1954	137	\$1,765
C1954N	137	\$1,706
C1955	137	\$1,765
C1955N	137	\$1,706
C1956	137	\$826
C1956N	137	\$768
C1961	137	\$1,331
C1961N	137	\$1,267
C1962	137	\$1,813
C1962N	137	\$1,749
C1963	137	\$1,331
C1963N	137	\$1,267
C1964	137	\$1,813
C1964N	137	\$1,749
C1965	137	\$1,813
C1965N	137	\$1,749
C1966	137	\$877
C1966N	137	\$814
C1971	137	\$1,355
C1971N	137	\$1,290
C1972	137	\$1,838
C1972N	137	\$1,774
C1973	137	\$1,355
C1973N	137	\$1,290
C1974	137	\$1,838
C1974N	137	\$1,774
C1975	137	\$1,838
C1975N	137	\$1,774
C1976	137	\$903
C1976N	137	\$840
C2401	139	\$869
C2401N	139	\$824
C2403	139	\$869
C2403N	139	\$824
C2406	138	\$444
C2406N	138	\$400
C2411	139	\$898
C2411N	139	\$852
C2413	139	\$898
C2413N	139	\$852
C2416	138	\$474

Index

Model No.	Page	List Price	Model No.	Page	List Price	Model No.	Page	List Price
C2416N	138	\$430	C2531N	139	\$975	C313R3N	142	\$1,458
C2421	139	\$935	C2533	139	\$1,026	C313R6	142	\$1,208
C2421N	139	\$884	C2533N	139	\$975	C313R6N	142	\$1,130
C2423	139	\$935	C2536	139	\$592	C343L1	142	\$1,536
C2423N	139	\$884	C2536N	139	\$540	C343L1N	142	\$1,458
C2426	138	\$505	C2541	139	\$1,107	C343L3	142	\$1,536
C2426N	138	\$454	C2541N	139	\$1,056	C343L3N	142	\$1,458
C2431	139	\$972	C2543	139	\$1,107	C343L6	142	\$1,208
C2431N	139	\$920	C2543N	139	\$1,056	C343L6N	142	\$1,130
C2433	139	\$972	C2546	139	\$683	C343R1	142	\$1,536
C2433N	139	\$920	C2546N	139	\$631	C343R1N	142	\$1,458
C2436	138	\$541	C2551	139	\$1,143	C343R3	142	\$1,536
C2436N	138	\$490	C2551N	139	\$1,073	C343R3N	142	\$1,458
C2441	139	\$1,022	C2553	139	\$1,143	C343R6	142	\$1,208
C2441N	139	\$969	C2553N	139	\$1,073	C343R6N	142	\$1,130
C2443	139	\$1,022	C2556	139	\$708	C36A	138	\$1,865
C2443N	139	\$969	C2556N	139	\$638	C36T	141	\$1,133
C2446	138	\$622	C2561	139	\$1,185	C36TR	141	\$997
C2446N	138	\$570	C2561N	139	\$1,115	C413L	143	\$1,221
C2451	139	\$1,075	C2563	139	\$1,185	C413LN	143	\$1,144
C2451N	139	\$1,004	C2563N	139	\$1,115	C413R	143	\$1,221
C2453	139	\$1,075	C2566	139	\$740	C413RN	143	\$1,144
C2453N	139	\$1,004	C2566N	139	\$670	C42A	138	\$1,880
C2456	138	\$649	C2571	139	\$1,259	C483L	143	\$1,221
C2456N	138	\$580	C2571N	139	\$1,188	C483LN	143	\$1,130
C2461	139	\$1,112	C2573	139	\$1,259	C483R	143	\$1,221
C2461N	139	\$1,041	C2573N	139	\$1,188	C483RN	143	\$1,130
C2463	139	\$1,112	C2576	139	\$812	C48A	138	\$1,954
C2463N	139	\$1,041	C2576N	139	\$740	C48T	141	\$1,227
C2466	138	\$695	C2581	139	\$894	C48TR	141	\$1,090
C2466N	138	\$624	C2581N	139	\$849	C515	141	\$640
C2471	139	\$1,147	C2583	139	\$894	C523	141	\$613
C2471N	139	\$1,076	C2583N	139	\$849	C542	140	\$1,037
C2473	139	\$1,147	C2586	139	\$465	C542N	140	\$972
C2473N	139	\$1,076	C2586N	139	\$420	C552	140	\$1,059
C2476	138	\$723	C281N	138	\$308	C552N	140	\$995
C2476N	138	\$653	C281S	137	\$326	C583	140	\$1,115
C2481	139	\$841	C281T	137	\$333	C583N	140	\$972
C2481N	139	\$796	C282N	138	\$320	C593	140	\$1,136
C2483	139	\$841	C282S	137	\$344	C593N	140	\$1,059
C2483N	139	\$796	C282T	137	\$351	C625	142	\$1,121
C2486	138	\$423	C283N	138	\$338	C626	142	\$1,330
C2486N	138	\$379	C283S	137	\$363	C627	142	\$1,362
C2501	139	\$924	C283T	137	\$369	C673	142	\$611
C2501N	139	\$878	C291N	138	\$320	C685	142	\$667
C2503	139	\$924	C291S	138	\$339	C687	142	\$717
C2503N	139	\$878	C291T	138	\$344	C7421	143	\$716
C2506	139	\$495	C292N	138	\$335	C743	143	\$770
C2506N	139	\$451	C292S	138	\$359	C745	143	\$950
C2511	139	\$952	C292T	138	\$364	C746	143	\$1,002
C2511N	139	\$907	C293N	138	\$352	C747	143	\$1,058
C2513	139	\$952	C293S	138	\$378	C7621	143	\$881
C2513N	139	\$907	C293T	138	\$384	C763	143	\$1,087
C2516	139	\$532	C313L1	142	\$1,536	C765	143	\$1,269
C2516N	139	\$487	C313L1N	142	\$1,458	C766	143	\$1,321
C2521	139	\$992	C313L3	142	\$1,536	C767	143	\$1,376
C2521N	139	\$940	C313L3N	142	\$1,458	C7721	143	\$481
C2523	139	\$992	C313L6	142	\$1,208	C773	143	\$507
C2523N	139	\$940	C313L6N	142	\$1,130	C775	143	\$546
C2526	139	\$554	C313R1	142	\$1,536	C777	143	\$600
C2526N	139	\$503	C313R1N	142	\$1,458	C810	147	\$427
C2531	139	\$1,026	C313R3	142	\$1,536	C811	147	\$447

Index

Model No.	Page	List Price
C812	147	\$457
C813	147	\$469
C818	147	\$417
C819	147	\$437
C820	147	\$520
C821	147	\$560
C822	147	\$578
C823	147	\$587
C828	147	\$506
C829	147	\$533
C841H	146	\$815
C841H	262	\$815
C842H	146	\$985
C842H	262	\$985
C843H	146	\$1,060
C843H	262	\$1,060
C844H	146	\$1,226
C844H	262	\$1,226
C845H	146	\$1,385
C845H	262	\$1,385
C846H	146	\$1,544
C846H	262	\$1,544
C847H	146	\$1,653
C847H	262	\$1,653
C8621	144	\$257
C863	144	\$261
C865	144	\$288
C866	144	\$302
C867	144	\$328
C8817B	122	\$545
C8817B	145	\$545
C8817B	156	\$545
C8817B	294	\$545
C8817F	122	\$545
C8817F	145	\$545
C8817F	156	\$545
C8817F	294	\$545
C8817M	122	\$76
C8817M	145	\$76
C8817M	156	\$76
C8817M	294	\$76
C8824B	145	\$565
C8824F	145	\$565
C8824M	145	\$78
C8830B	145	\$583
C8830F	145	\$583
C8830M	145	\$82
C88MKEY	144	\$15
C893	145	\$208
C894	126	\$291
C894	145	\$291
C9111	148	\$49
C9112	148	\$64
C9113	148	\$82
C9211	148	\$53
C9212	148	\$70
C9213	148	\$84
C9311	148	\$59
C9312	148	\$77
C9313	148	\$92
C9411	148	\$66
C9412	148	\$84

Model No.	Page	List Price
C9413	148	\$101
C9512	148	\$92
C9513	148	\$110
C9517	148	\$135
CA110	184	\$1,028
CA110	193	\$1,028
CA150	184	\$1,074
CA150	193	\$1,074
CA2PHHK	182	\$1,293
CA2PHHR	182	\$1,293
CA2PHHT	182	\$1,293
CA2PHT	182	\$1,083
CA2PLHK	182	\$1,247
CA2PLHR	182	\$1,247
CA2PLHT	182	\$1,247
CA2PLT	182	\$1,059
CA30RHBHK	182	\$595
CA30RHBHT	182	\$595
CA30RHB	182	\$381
CA30RHSBK	183	\$714
CA30RHSR	183	\$714
CA30RHSHT	183	\$714
CA30RHST	183	\$477
CA30RLBHK	182	\$582
CA30RLBHR	182	\$582
CA30RLBHT	182	\$582
CA30RLBT	182	\$370
CA30RLSHK	183	\$701
CA30RLSHR	183	\$701
CA30RLSHT	183	\$701
CA30RLST	183	\$465
CA30SHBHK	182	\$594
CA30SHBHR	182	\$594
CA30SHBHT	182	\$594
CA30SHBT	182	\$382
CA30SHSHK	183	\$714
CA30SHSHR	183	\$714
CA30SHSHT	183	\$714
CA30SHST	183	\$477
CA30SLBHK	182	\$581
CA30SLBHR	182	\$581
CA30SLBHT	182	\$581
CA30SLBT	182	\$371
CA30SLSHK	183	\$701
CA30SLSHR	183	\$701
CA30SLSHT	183	\$701
CA30SLST	183	\$465
CA36RHBHK	182	\$683
CA36RHBHT	182	\$683
CA36RHB	182	\$431
CA36RHKHR	182	\$683
CA36RHSBK	183	\$802
CA36RHSR	183	\$802
CA36RHSHT	183	\$802
CA36RHST	183	\$527
CA36RLBHK	182	\$671
CA36RLBHR	182	\$671
CA36RLBHT	182	\$671
CA36RLBT	182	\$420
CA36RLSHK	183	\$790
CA36RLSHR	183	\$790
CA36RLSHT	183	\$790

Model No.	Page	List Price
CA36RLST	183	\$515
CA36SHBHK	182	\$682
CA36SHBHR	182	\$682
CA36SHBHT	182	\$682
CA36SHBT	182	\$432
CA36SHSHK	183	\$802
CA36SHSHR	183	\$802
CA36SHSHT	183	\$802
CA36SHST	183	\$527
CA36SLBHK	182	\$670
CA36SLBHR	182	\$670
CA36SLBHT	182	\$670
CA36SLBT	182	\$421
CA36SLSHK	183	\$790
CA36SLSHR	183	\$790
CA36SLSHT	183	\$790
CA36SLST	183	\$515
CA3PHHK	183	\$1,701
CA3PHHR	183	\$1,701
CA3PHHT	183	\$1,701
CA3PHT	183	\$1,361
CA3PLHK	183	\$1,497
CA3PLHR	183	\$1,497
CA3PLHT	183	\$1,497
CA3PLT	183	\$1,191
CA42RHBHK	182	\$745
CA42RHBHR	182	\$745
CA42RHBHT	182	\$745
CA42RHBT	182	\$595
CA42RHSBK	183	\$864
CA42RHSR	183	\$864
CA42RHSHT	183	\$864
CA42RHST	183	\$690
CA42RLBHK	182	\$733
CA42RLBHR	182	\$733
CA42RLBHT	182	\$733
CA42RLBT	182	\$582
CA42RLSHK	183	\$852
CA42RLSHR	183	\$852
CA42RLSHT	183	\$852
CA42RLST	183	\$678
CAFR18B	182	\$224
CBBFC	50	\$648
CBBFC	52	\$648
CBBFD	50	\$785
CBBFD	52	\$785
CBC2	146	\$312
CBC2	263	\$312
CBC3	146	\$384
CBC3	263	\$384
CBC4	146	\$493
CBC4	263	\$493
CBC5	146	\$600
CBC5	263	\$600
CBDG	49	\$531
CCD	50	\$226
CCNZ72	48	\$1,081
CD1	89	\$99
CD72	48	\$1,745
CDL72	48	\$1,872
CDS72	48	\$1,594
CDS72	51	\$1,594

Index

Model No.	Page	List Price	Model No.	Page	List Price	Model No.	Page	List Price
CFFC	50	\$636	CL36L	279	\$1,998	CP172H	261	\$395
CFFC	52	\$636	CL36LLAM	279	\$2,216	CP173H	261	\$395
CFFD	50	\$758	CL36N	279	\$1,535	CP17MH	261	\$89
CFFD	52	\$758	CL36NLAM	279	\$1,751	CP242H	261	\$407
CH36D	279	\$2,091	CL36T	280	\$2,393	CP243H	261	\$407
CH36DLAM	279	\$2,309	CL36TLAM	280	\$2,599	CP24MH	261	\$89
CH36L	279	\$2,151	CL48D	279	\$2,269	CP3	89	\$17
CH36LLAM	279	\$2,368	CL48DLAM	279	\$2,491	CP3	116	\$17
CH36N	279	\$1,690	CL48DS	279	\$2,583	CP6	89	\$17
CH36NLAM	279	\$1,908	CL48DSLAM	279	\$2,806	CP6	116	\$17
CH36T	280	\$2,537	CL48L	279	\$2,331	CPC	48	\$1,092
CH36TLAM	280	\$2,742	CL48LLAM	279	\$2,506	CR2072	85	\$671
CH48D	279	\$2,530	CL48LS	279	\$2,646	CRC72	51	\$637
CH48DLAM	279	\$2,751	CL48LSLAM	279	\$2,822	CRL72	51	\$4,876
CH48DS	279	\$2,844	CL48N	279	\$1,774	CRR72	51	\$4,876
CH48DSLAM	279	\$3,067	CL48NLAM	279	\$2,000	CRS	51	\$2,231
CH48L	279	\$2,591	CL48NS	279	\$2,090	CRS48	51	\$305
CH48LLAM	279	\$2,815	CL48NSLAM	279	\$2,329	CRSBB	51	\$4,027
CH48LS	279	\$2,906	CL48T	280	\$2,708	CRSBBF	51	\$4,000
CH48LSLAM	279	\$3,128	CL48TLAM	280	\$2,916	CRTNA	51	\$572
CH48N	279	\$2,034	CL60D	279	\$2,349	CRTNL	49	\$693
CH48NLAM	279	\$2,262	CL60DLAM	279	\$2,595	CRTNL	51	\$693
CH48NS	279	\$2,351	CL60DS	279	\$2,662	CRTNR	49	\$693
CH48NSLAM	279	\$2,576	CL60DSLAM	279	\$2,908	CRTNR	51	\$693
CH48T	280	\$2,952	CL60L	279	\$2,413	CS	191	\$761
CH48TLAM	280	\$3,162	CL60LLAM	279	\$2,654	CS2RC	149	\$809
CH60D	279	\$2,578	CL60LS	279	\$2,726	CS2RS30	149	\$385
CH60DLAM	279	\$2,820	CL60LSLAM	279	\$2,970	CS2RS78	149	\$539
CH60DS	279	\$2,892	CL60N	279	\$1,878	CST1	151	\$7,017
CH60DSLAM	279	\$3,133	CL60NLAM	279	\$2,128	CST2	151	\$3,989
CH60L	279	\$2,640	CL60NS	279	\$2,192	CST3	151	\$4,717
CH60LLAM	279	\$2,887	CL60NSLAM	279	\$2,444	CST4	151	\$4,143
CH60LS	279	\$2,957	CL60T	280	\$2,783	CST5	152	\$4,272
CH60LSLAM	279	\$3,201	CL60TLAM	280	\$3,011	CST6	152	\$11,197
CH60N	279	\$2,134	CL72D	279	\$2,606	CST7	152	\$3,352
CH60NLAM	279	\$2,378	CL72DLAM	279	\$2,878	CST8	152	\$3,948
CH60NS	279	\$2,449	CL72DS	279	\$2,921	CST9	153	\$2,886
CH60NSLAM	279	\$2,692	CL72DSLAM	279	\$3,193	CST10	153	\$2,757
CH60T	280	\$3,000	CL72L	279	\$2,670	CST11	153	\$4,450
CH60TLAM	280	\$3,228	CL72LLAM	279	\$2,941	CST12	153	\$2,193
CH72D	279	\$2,881	CL72LS	279	\$2,983	CST14	154	\$5,417
CH72DLAM	279	\$3,150	CL72LSLAM	279	\$3,254	CST15	154	\$3,542
CH72DS	279	\$3,195	CL72N	279	\$2,101	CST18	154	\$3,047
CH72DSLAM	279	\$3,465	CL72NLAM	279	\$2,372	CST19	154	\$4,843
CH72L	279	\$2,944	CL72NS	279	\$2,416	CST22	155	\$3,796
CH72LLAM	279	\$3,214	CL72NSLAM	279	\$2,689	CST24	155	\$3,653
CH72LS	279	\$3,257	CL72T	280	\$3,021	CST25	149	\$2,470
CH72LSLAM	279	\$3,529	CL72TLAM	280	\$3,278	CST26	149	\$3,240
CH72N	279	\$2,384	CLCK1	144	\$33	CST27	149	\$3,904
CH72NLAM	279	\$2,652	CLCK2	144	\$33	CT10848BL	176	\$1,482
CH72NS	279	\$2,697	CLCK3	144	\$33	CT10848RL	176	\$1,482
CH72NSLAM	279	\$2,969	CLCK4	144	\$33	CT10848VL	176	\$1,482
CH72T	280	\$3,205	CLCK5	144	\$33	CT10854BL	176	\$1,616
CH72TLAM	280	\$3,461	CLF	50	\$1,169	CT10854RL	176	\$1,616
CHAIRGL	199	\$32	CLF	52	\$1,169	CT10854VL	176	\$1,616
CHG72	49	\$1,854	CMT12	53	\$5,270	CT12048BL	176	\$1,784
CHW72	49	\$1,698	CMT14	53	\$5,868	CT12048RL	176	\$1,784
CL15	143	\$112	CMT18	53	\$7,673	CT12048VL	176	\$1,784
CL24	143	\$141	CMT20	53	\$8,482	CT12054BL	176	\$1,886
CL30	143	\$148	CMT24	53	\$10,380	CT12054RL	176	\$1,886
CL36D	279	\$1,936	CMT26	53	\$11,189	CT12054VL	176	\$1,886
CL36DLAM	279	\$2,153	CMT30	53	\$13,088	CT2	56	\$6,702

Index

Model No.	Page	List Price
CT4	56	\$6,551
CT6	56	\$6,858
CT8	56	\$6,707
CT9	57	\$4,085
CT10	57	\$4,085
CT11	57	\$3,934
CT12	57	\$3,934
CT15	58	\$4,289
CT16	58	\$4,445
CT19	58	\$4,745
CT22	58	\$7,592
CT24	59	\$7,441
CT26	59	\$7,748
CT28	59	\$7,597
CT3672	88	\$1,465
CT3SL	176	\$943
CT42RL	176	\$1,010
CT48120	88	\$2,277
CT48144	88	\$2,727
CT4896	88	\$1,863
CT48RL	176	\$1,044
CT7236BL	176	\$1,196
CT7236RL	176	\$1,196
CT7236VL	176	\$1,196
CT9648BL	176	\$1,347
CT9648RL	176	\$1,347
CT9648VL	176	\$1,347
CT9654BL	176	\$1,381
CT9654RL	176	\$1,381
CT9654VL	176	\$1,381
CTC120	53	\$3,125
CTC72	53	\$1,476
CTC84	53	\$1,745
CTC96	53	\$2,169
CTMB	53	\$1,350
CTMB	64	\$1,350
CTMB	89	\$1,350
CTMB	102	\$1,350
CTR	113	\$818
CTRND	53	\$807
CTS	113	\$579
CTS36	280	\$160
CTS48	280	\$178
CTS60	280	\$193
CTS72	280	\$210
CTSK1	10	\$132
CTSK1	26	\$132
CTSK1	39	\$132
CTSK1	49	\$132
CTSK1	61	\$132
CTSK1	76	\$132
CTSK1	89	\$132
CTSK1	102	\$132
CTT2	284	\$776
CU243636	84	\$648
CU6	95	\$2,904
CU7	94	\$2,886
CUB6	95	\$2,904
CUB7	94	\$2,886
D09GS03	244	\$56
D09GS03	248	\$56
D09GS10	244	\$184

Model No.	Page	List Price
D09GS10	248	\$184
D100	258	\$161
D200	258	\$286
D300	258	\$149
D400	258	\$224
D500	258	\$72
D7260A	317	\$237
D7261A	317	\$254
D7261ASE	317	\$394
D7262A	317	\$268
D7262ASE	317	\$407
D7263A	317	\$283
D7263ASE	317	\$422
D7265A	317	\$341
D7265ASE	317	\$496
D7270A	316	\$331
D7271A	316	\$346
D7271ASE	316	\$457
D7272A	316	\$360
D7272ASE	316	\$471
D7273A	316	\$404
D7273ASE	316	\$489
D7275A	316	\$532
D7275ASE	316	\$671
DAD3G	257	\$229
DAD3L	257	\$168
DAD4G	257	\$267
DAD4L	257	\$199
DAD5G	257	\$297
DAD5L	257	\$229
DAD6G	257	\$342
DAD6L	257	\$261
DAD7G	257	\$342
DAD7L	257	\$297
DAD8G	257	\$427
DAD8L	257	\$322
DBDK3672	91	\$2,455
DFB3665	258	\$372
DFB3676	258	\$427
DFB3686	258	\$471
DFB3697	258	\$508
DFB4265	258	\$415
DFB4276	258	\$471
DFB4286	258	\$521
DFB4297	258	\$564
DFB4865	258	\$440
DFB4876	258	\$514
DFB4886	258	\$558
DFB4897	258	\$600
DFU1265	257	\$168
DFU1276	257	\$199
DFU1286	257	\$217
DFU1297	257	\$236
DFU1565	257	\$224
DFU1576	257	\$236
DFU1586	257	\$261
DFU1597	257	\$278
DFU2465	257	\$261
DFU2476	257	\$297
DFU2486	257	\$297
DFU2497	257	\$347
DFU3065	257	\$342

Model No.	Page	List Price
DFU3076	257	\$390
DFU3086	257	\$427
DFU3097	257	\$471
DK3672	84	\$1,207
DKS3672	84	\$1,196
DME1265F	258	\$168
DME1276F	258	\$199
DME1286F	258	\$217
DME1297F	258	\$236
DME1565F	258	\$224
DME1576F	258	\$236
DME1586F	258	\$261
DME1597F	258	\$278
DME1865F	258	\$239
DME1865M	259	\$242
DME1876F	258	\$270
DME1876M	259	\$272
DME1886F	258	\$295
DME1886M	259	\$297
DME1897F	258	\$319
DME1897M	259	\$322
DME2465F	258	\$261
DME2465M	259	\$261
DME2476F	258	\$297
DME2476M	259	\$297
DME2486F	258	\$322
DME2486M	259	\$322
DME2497F	258	\$347
DME2497M	259	\$347
DME3065F	258	\$342
DME3065M	259	\$342
DME3076F	258	\$390
DME3076M	259	\$390
DME3086F	258	\$427
DME3086M	259	\$427
DME3097F	258	\$471
DME3097M	259	\$471
DME3665F	258	\$368
DME3665M	259	\$372
DME3676F	258	\$423
DME3676M	259	\$427
DME3686F	258	\$466
DME3686M	259	\$466
DME3697F	258	\$503
DME3697M	259	\$503
DPDK3672	91	\$2,455
DR2	285	\$114
EC48FB	180	\$499
EC48FS	180	\$499
EC48UB	180	\$375
EC60FB	180	\$499
EC60FS	180	\$499
EC60UB	180	\$375
EC72FB	180	\$499
EC72FS	180	\$499
EC72UB	180	\$375
ECB	180	\$234
ECH	180	\$159
ECS	180	\$246
ECX	180	\$85
EF0943L	227	\$73
EF0943OP	227	\$64

Index

Model No.	Page	List Price	Model No.	Page	List Price	Model No.	Page	List Price
EF0943T	227	\$115	EF2409U	228	\$28	EF24WSB	231	\$26
EF0965L	227	\$73	EF2409U18GA	229	\$41	EF3002KP	230	\$19
EF09650P	227	\$64	EF2411SS	230	\$11	EF3006KP	230	\$34
EF0965T	227	\$115	EF2411SSB	230	\$16	EF3009S	228	\$28
EF0976L	227	\$83	EF2411SSB	239	\$16	EF3009S18GA	229	\$45
EF09760P	227	\$73	EF2411SSPT	230	\$17	EF3009U	228	\$28
EF0976T	227	\$126	EF2412S	228	\$23	EF3009U18GA	229	\$43
EF0986L	227	\$86	EF2412S18GA	229	\$50	EF3011SS	230	\$11
EF09860P	227	\$73	EF2412U	228	\$23	EF3011SSB	230	\$16
EF0986T	227	\$129	EF2412U18GA	229	\$45	EF3011SSB	239	\$16
EF0997L	227	\$98	EF2414SS	230	\$11	EF3011SSPT	230	\$17
EF09970P	227	\$73	EF2414SSB	230	\$11	EF3012S	228	\$23
EF0997T	227	\$140	EF2414SSB	239	\$11	EF3012S18GA	229	\$51
EF1243L	227	\$73	EF2414SSPT	230	\$17	EF3012U	228	\$23
EF12430P	227	\$65	EF2414WSSS	231	\$20	EF3012U18GA	229	\$48
EF1243T	227	\$118	EF2415S	228	\$26	EF3014SS	230	\$11
EF1265L	227	\$73	EF2415S18GA	229	\$51	EF3014SSB	230	\$11
EF12650P	227	\$65	EF2415U	228	\$26	EF3014SSB	239	\$11
EF1265T	227	\$118	EF2415U18GA	229	\$47	EF3014SSPT	230	\$17
EF1276L	227	\$83	EF2418S	228	\$42	EF3014WSSS	231	\$20
EF12760P	227	\$74	EF2418S18GA	229	\$52	EF3015S	228	\$26
EF1276T	227	\$129	EF2418U	228	\$35	EF3015S18GA	229	\$52
EF1286L	227	\$86	EF2418U18GA	229	\$49	EF3015U	228	\$26
EF12860P	227	\$74	EF2418U18GA	238	\$49	EF3015U18GA	229	\$52
EF1286T	227	\$142	EF2424S	228	\$42	EF3018S	228	\$42
EF1297L	227	\$98	EF2424S18GA	229	\$104	EF3018S18GA	229	\$53
EF12970P	227	\$74	EF2424U	228	\$39	EF3018U	228	\$39
EF1297T	227	\$154	EF2424U18GA	229	\$82	EF3018U18GA	229	\$52
EF1543L	227	\$77	EF2430S	228	\$47	EF3018U18GA	238	\$52
EF15430P	227	\$67	EF2430S18GA	229	\$107	EF3024S	228	\$42
EF1543T	227	\$125	EF2430U	228	\$45	EF3024S18GA	229	\$107
EF1565L	227	\$77	EF2430U18GA	229	\$84	EF3024U	228	\$41
EF15650P	227	\$67	EF2436U18GA	229	\$98	EF3024U18GA	229	\$104
EF1565T	227	\$125	EF2436U18GA	238	\$98	EF3030S	228	\$47
EF1576L	227	\$84	EF2443BP	232	\$197	EF3030S18GA	229	\$109
EF15760P	227	\$78	EF2443CP	232	\$200	EF3030U	228	\$47
EF1576T	227	\$136	EF2443L	227	\$86	EF3030U18GA	229	\$107
EF1586L	227	\$92	EF24430P	227	\$86	EF3036U18GA	229	\$109
EF15860P	227	\$78	EF2443T	227	\$152	EF3036U18GA	238	\$109
EF1586T	227	\$148	EF2465BP	232	\$220	EF3043BP	232	\$200
EF1597L	227	\$100	EF2465CP	232	\$217	EF3043CP	232	\$205
EF15970P	227	\$78	EF2465L	227	\$95	EF3043L	227	\$100
EF1597T	227	\$160	EF24650P	227	\$86	EF30430P	227	\$89
EF1843L	227	\$82	EF2465T	227	\$161	EF3043T	227	\$176
EF18430P	227	\$86	EF2476BP	232	\$226	EF3065BP	232	\$222
EF1843T	227	\$145	EF2476CP	232	\$222	EF3065CP	232	\$222
EF1865L	227	\$91	EF2476L	227	\$111	EF3065L	227	\$116
EF18650P	227	\$86	EF24760P	227	\$87	EF30650P	227	\$89
EF1865T	227	\$157	EF2476T	227	\$178	EF3065T	227	\$190
EF1876L	227	\$96	EF2486BP	232	\$226	EF3076BP	232	\$228
EF18760P	227	\$85	EF2486CP	232	\$230	EF3076CP	232	\$228
EF1876T	227	\$176	EF2486L	227	\$124	EF3076L	227	\$142
EF1886L	227	\$121	EF24860P	227	\$90	EF30760P	227	\$101
EF18860P	227	\$90	EF2486T	227	\$190	EF3076T	227	\$215
EF1886T	227	\$183	EF2497BP	232	\$274	EF3086BP	232	\$236
EF1897L	227	\$131	EF2497CP	232	\$251	EF3086CP	232	\$236
EF18970P	227	\$90	EF2497L	227	\$138	EF3086L	227	\$150
EF1897T	227	\$195	EF24970P	227	\$90	EF30860P	227	\$96
EF2402KP	230	\$16	EF2497T	227	\$203	EF3086T	227	\$227
EF2406KP	230	\$30	EF24CS	229	\$9	EF3097BP	232	\$278
EF2409S	228	\$28	EF24CS	239	\$9	EF3097CP	232	\$278
EF2409S18GA	229	\$44	EF24RS	230	\$204	EF3097L	227	\$158

Index

Model No.	Page	List Price
EF30970P	227	\$96
EF3097T	227	\$239
EF30CS	229	\$9
EF30CS	239	\$9
EF30RS	230	\$217
EF30WSB	231	\$26
EF3602KP	230	\$19
EF3606KP	230	\$34
EF3609S	228	\$28
EF3609S18GA	229	\$45
EF3609U	228	\$28
EF3609U18GA	229	\$43
EF3611SS	230	\$11
EF3611SSB	230	\$16
EF3611SSB	239	\$16
EF3611SSPT	230	\$17
EF3612S	228	\$23
EF3612S18GA	229	\$51
EF3612U	228	\$26
EF3612U18GA	229	\$51
EF3614SS	230	\$11
EF3614SSB	230	\$11
EF3614SSB	239	\$11
EF3614SSPT	230	\$17
EF3614WSSS	231	\$20
EF3615S	228	\$26
EF3615S18GA	229	\$52
EF3615U	228	\$30
EF3615U18GA	229	\$52
EF3618S	228	\$42
EF3618S18GA	229	\$56
EF3618U	228	\$39
EF3618U18GA	229	\$56
EF3618U18GA	238	\$56
EF3624S	228	\$42
EF3624S18GA	229	\$107
EF3624U	228	\$41
EF3624U18GA	229	\$107
EF3630S	228	\$47
EF3630S18GA	229	\$109
EF3630U	228	\$47
EF3630U18GA	229	\$109
EF3636U18GA	229	\$111
EF3636U18GA	238	\$111
EF3643BP	232	\$201
EF3643CP	232	\$205
EF3665BP	232	\$222
EF3665CP	232	\$222
EF3676BP	232	\$228
EF3676CP	232	\$228
EF3686BP	232	\$236
EF3686CP	232	\$236
EF3697BP	232	\$278
EF3697CP	232	\$278
EF36CS	229	\$9
EF36CS	239	\$9
EF36RS	230	\$230
EF36WSB	231	\$27
EF4202KP	230	\$25
EF4206KP	230	\$36
EF4209S	228	\$31
EF4209S18GA	229	\$52

Model No.	Page	List Price
EF4209U	228	\$28
EF4209U18GA	229	\$48
EF4211SS	230	\$11
EF4211SSB	230	\$16
EF4211SSB	239	\$16
EF4211SSPT	230	\$17
EF4211WSSS	231	\$20
EF4212S	228	\$28
EF4212S18GA	229	\$54
EF4212U	228	\$28
EF4212U18GA	229	\$53
EF4214SSB	230	\$11
EF4214SSB	239	\$11
EF4215S	228	\$35
EF4215S18GA	229	\$56
EF4215U	228	\$34
EF4215U18GA	229	\$54
EF4218S	228	\$48
EF4218S18GA	229	\$58
EF4218U	228	\$42
EF4218U18GA	229	\$56
EF4218U18GA	238	\$56
EF4224S	228	\$53
EF4224S18GA	229	\$110
EF4224U	228	\$48
EF4224U18GA	229	\$108
EF4230S	228	\$59
EF4230S18GA	229	\$111
EF4230U	228	\$56
EF4230U18GA	229	\$109
EF4236U18GA	229	\$111
EF4236U18GA	238	\$111
EF4243BP	232	\$203
EF4243CP	232	\$211
EF4265BP	232	\$228
EF4265CP	232	\$228
EF4276BP	232	\$233
EF4276CP	232	\$233
EF4286BP	232	\$257
EF4286CP	232	\$257
EF4297BP	232	\$316
EF4297CP	232	\$316
EF42CS	229	\$10
EF42CS	239	\$10
EF42RS	230	\$242
EF42WSB	231	\$31
EF4802KP	230	\$26
EF4806KP	230	\$41
EF4809S	228	\$35
EF4809S18GA	229	\$54
EF4809U	228	\$34
EF4809U18GA	229	\$50
EF4811SS	230	\$14
EF4811SSB	230	\$16
EF4811SSB	239	\$16
EF4811SSPT	230	\$17
EF4811WSSS	231	\$20
EF4812S	228	\$35
EF4812S18GA	229	\$56
EF4812U	228	\$32
EF4812U18GA	229	\$56
EF4814SSB	230	\$11

Model No.	Page	List Price
EF4814SSB	239	\$11
EF4815S	228	\$41
EF4815S18GA	229	\$57
EF4815U	228	\$37
EF4815U18GA	229	\$57
EF4818S	228	\$53
EF4818S18GA	229	\$59
EF4818U	228	\$49
EF4818U18GA	229	\$54
EF4818U18GA	238	\$54
EF4824S	228	\$61
EF4824S18GA	229	\$112
EF4824U	228	\$52
EF4824U18GA	229	\$110
EF4830S	228	\$66
EF4830S18GA	229	\$114
EF4830U	228	\$58
EF4830U18GA	229	\$109
EF4836U18GA	229	\$111
EF4836U18GA	238	\$111
EF4843BP	232	\$212
EF4843CP	232	\$213
EF4865BP	232	\$230
EF4865CP	232	\$230
EF4876BP	232	\$250
EF4876CP	232	\$250
EF4886BP	232	\$278
EF4886CP	232	\$278
EF4897BP	232	\$327
EF4897CP	232	\$327
EF48CS	229	\$10
EF48CS	239	\$10
EF48RS	230	\$254
EF48WSB	231	\$31
EFL2409433S	222	\$373
EFL2409656S	223	\$550
EFL2409767S	224	\$629
EFL2409868S	225	\$694
EFL2409979S	226	\$718
EFL2412433S	222	\$353
EFL2412656S	223	\$515
EFL2412767S	224	\$589
EFL2412868S	225	\$649
EFL2412979S	226	\$727
EFL2415433S	222	\$373
EFL2415656S	223	\$544
EFL2415767S	224	\$615
EFL2415868S	225	\$688
EFL2415979S	226	\$761
EFL2418433S	222	\$461
EFL2418656S	223	\$719
EFL2418767S	224	\$809
EFL2418868S	225	\$939
EFL2418979S	226	\$1,039
EFL2424433S	222	\$485
EFL2424656S	223	\$755
EFL2424767S	224	\$871
EFL2424868S	225	\$981
EFL2424979S	226	\$1,093
EFL2430433S	222	\$543
EFL2430656S	223	\$851
EFL2430767S	224	\$995

Index

Model No.	Page	List Price	Model No.	Page	List Price	Model No.	Page	List Price
EFL2430868S	225	\$1,103	EFL4209433S	222	\$385	EF02409767A	224	\$536
EFL2430979S	226	\$1,157	EFL4209656S	223	\$574	EF02409868A	225	\$595
EFL3009433S	222	\$373	EFL4209767S	224	\$657	EF02409979A	226	\$654
EFL3009656S	223	\$550	EFL4209868S	225	\$726	EF02412433A	222	\$272
EFL3009767S	224	\$629	EFL4209979S	226	\$813	EF02412656A	223	\$434
EFL3009868S	225	\$694	EFL4212433S	222	\$376	EF02412767A	224	\$497
EFL3009979S	226	\$777	EFL4212656S	223	\$556	EF02412868A	225	\$551
EFL3012433S	222	\$353	EFL4212767S	224	\$636	EF02412979A	226	\$605
EFL3012656S	223	\$515	EFL4212868S	225	\$702	EF02415433A	222	\$286
EFL3012767S	224	\$589	EFL4212979S	226	\$786	EF02415656A	223	\$457
EFL3012868S	225	\$649	EFL4215433S	222	\$411	EF02415767A	224	\$525
EFL3012979S	226	\$727	EFL4215656S	223	\$612	EF02415868A	225	\$582
EFL3015433S	222	\$373	EFL4215767S	224	\$693	EF02415979A	226	\$639
EFL3015656S	223	\$544	EFL4215868S	225	\$776	EF02418433A	222	\$383
EFL3015767S	224	\$615	EFL4215979S	226	\$859	EF02418656A	223	\$604
EFL3015868S	225	\$688	EFL4218433S	222	\$489	EF02418767A	224	\$702
EFL3015979S	226	\$761	EFL4218656S	223	\$768	EF02418868A	225	\$787
EFL3018433S	222	\$465	EFL4218767S	224	\$865	EF02418979A	226	\$867
EFL3018656S	223	\$723	EFL4218868S	225	\$1,002	EF02424433A	222	\$399
EFL3018767S	224	\$813	EFL4218979S	226	\$1,109	EF02424656A	223	\$651
EFL3018868S	225	\$943	EFL4224433S	222	\$530	EF02424767A	224	\$736
EFL3018979S	226	\$1,043	EFL4224656S	223	\$836	EF02424868A	225	\$823
EFL3024433S	222	\$487	EFL4224767S	224	\$964	EF02424979A	226	\$907
EFL3024656S	223	\$757	EFL4224868S	225	\$1,086	EF02430433A	222	\$432
EFL3024767S	224	\$873	EFL4224979S	226	\$1,210	EF02430656A	223	\$708
EFL3024868S	225	\$983	EFL4230433S	222	\$593	EF02430767A	224	\$812
EFL3024979S	226	\$1,095	EFL4230656S	223	\$940	EF02430868A	225	\$899
EFL3030433S	222	\$545	EFL4230767S	224	\$1,097	EF02430979A	226	\$991
EFL3030656S	223	\$853	EFL4230868S	225	\$1,218	EF03009433A	222	\$291
EFL3030767S	224	\$997	EFL4230979S	226	\$1,339	EF03009656A	223	\$468
EFL3030868S	225	\$1,105	EFL4809433S	222	\$421	EF03009767A	224	\$536
EFL3030979S	226	\$1,213	EFL4809656S	223	\$640	EF03009868A	225	\$595
EFL3609433S	222	\$373	EFL4809767S	224	\$733	EF03009979A	226	\$654
EFL3609656S	223	\$550	EFL4809868S	225	\$812	EF03012433A	222	\$272
EFL3609767S	224	\$629	EFL4809979S	226	\$909	EF03012656A	223	\$434
EFL3609868S	225	\$694	EFL4812433S	222	\$419	EF03012767A	224	\$497
EFL3609979S	226	\$777	EFL4812656S	223	\$638	EF03012868A	225	\$551
EFL3612433S	222	\$356	EFL4812767S	224	\$731	EF03012979A	226	\$605
EFL3612656S	223	\$518	EFL4812868S	225	\$810	EF03015433A	222	\$286
EFL3612767S	224	\$592	EFL4812979S	226	\$907	EF03015656A	223	\$457
EFL3612868S	225	\$652	EFL4815433S	222	\$450	EF03015767A	224	\$525
EFL3612979S	226	\$730	EFL4815656S	223	\$687	EF03015868A	225	\$582
EFL3615433S	222	\$377	EFL4815767S	224	\$780	EF03015979A	226	\$639
EFL3615656S	223	\$548	EFL4815868S	225	\$875	EF03018433A	222	\$387
EFL3615767S	224	\$619	EFL4815979S	226	\$970	EF03018656A	223	\$627
EFL3615868S	225	\$692	EFL4818433S	222	\$529	EF03018767A	224	\$706
EFL3615979S	226	\$765	EFL4818656S	223	\$841	EF03018868A	225	\$791
EFL3618433S	222	\$472	EFL4818767S	224	\$949	EF03018979A	226	\$871
EFL3618656S	223	\$723	EFL4818868S	225	\$1,097	EF03024433A	222	\$401
EFL3618767S	224	\$813	EFL4818979S	226	\$1,215	EF03024656A	223	\$653
EFL3618868S	225	\$943	EFL4824433S	222	\$576	EF03024767A	224	\$738
EFL3618979S	226	\$1,043	EFL4824656S	223	\$924	EF03024868A	225	\$825
EFL3624433S	222	\$498	EFL4824767S	224	\$1,143	EF03024979A	226	\$909
EFL3624656S	223	\$757	EFL4824868S	225	\$1,290	EF03030433A	222	\$434
EFL3624767S	224	\$873	EFL4824979S	226	\$1,439	EF03030656A	223	\$710
EFL3624868S	225	\$983	EFL4830433S	222	\$634	EF03030767A	224	\$814
EFL3624979S	226	\$1,095	EFL4830656S	223	\$1,020	EF03030868A	225	\$901
EFL3630433S	222	\$545	EFL4830767S	224	\$1,190	EF03030979A	226	\$993
EFL3630656S	223	\$853	EFL4830868S	225	\$1,324	EF03609433A	222	\$291
EFL3630767S	224	\$997	EFL4830979S	226	\$1,458	EF03609656A	223	\$468
EFL3630868S	225	\$1,105	EF02409433A	222	\$291	EF03609767A	224	\$536
EFL3630979S	226	\$1,213	EF02409656A	223	\$468	EF03609868A	225	\$595

Index

Model No.	Page	List Price	Model No.	Page	List Price	Model No.	Page	List Price
EF03609979A	226	\$654	EF04812656A	223	\$557	EFPL42732	235	\$5,308
EF03612433A	222	\$275	EF04812767A	224	\$639	EFPL427322	235	\$8,892
EF03612656A	223	\$437	EF04812868A	225	\$712	EFPL42743	235	\$7,508
EF03612767A	224	\$500	EF04812979A	226	\$785	EFPL427433	235	\$12,748
EF03612868A	225	\$554	EF04815433A	222	\$363	EFPL42821	235	\$3,352
EF03612979A	226	\$608	EF04815656A	223	\$600	EFPL428211	235	\$5,398
EF03615433A	222	\$290	EF04815767A	224	\$690	EFPL42832	235	\$5,626
EF03615656A	223	\$461	EF04815868A	225	\$769	EFPL428322	235	\$9,342
EF03615767A	224	\$529	EF04815979A	226	\$848	EFPL42843	235	\$7,952
EF03615868A	225	\$586	EF04818433A	222	\$451	EFPL428433	235	\$13,390
EF03615979A	226	\$643	EF04818656A	223	\$745	EF3676410A	233	\$2,853
EF03618433A	222	\$387	EF04818767A	224	\$842	EF3676410S	233	\$2,870
EF03618656A	223	\$627	EF04818868A	225	\$945	EF367676A	233	\$4,904
EF03618767A	224	\$706	EF04818979A	226	\$1,043	EF367676S	233	\$4,921
EF03618868A	225	\$791	EF04824433A	222	\$490	EFT2409433A	222	\$342
EF03618979A	226	\$871	EF04824656A	223	\$820	EFT2409656A	223	\$519
EF03624433A	222	\$401	EF04824767A	224	\$1,008	EFT2409767A	224	\$721
EF03624656A	223	\$653	EF04824868A	225	\$1,132	EFT2409868A	225	\$651
EF03624767A	224	\$738	EF04824979A	226	\$1,253	EFT2409979A	226	\$721
EF03624868A	225	\$825	EF04830433A	222	\$523	EFT2412433A	222	\$325
EF03624979A	226	\$909	EF04830656A	223	\$835	EFT2412656A	223	\$487
EF03630433A	222	\$434	EF04830767A	224	\$1,007	EFT2412767A	224	\$552
EF03630656A	223	\$710	EF04830868A	225	\$1,120	EFT2412868A	225	\$619
EF03630767A	224	\$814	EF04830979A	226	\$1,238	EFT2412979A	226	\$685
EF03630868A	225	\$901	EFPG36721	236	\$3,003	EFT2415433A	222	\$344
EF03630979A	226	\$993	EFPG367211	236	\$4,858	EFT2415656A	223	\$515
EF04209433A	222	\$303	EFPG36732	236	\$5,134	EFT2415767A	224	\$583
EF04209656A	223	\$492	EFPG367322	236	\$8,591	EFT2415868A	225	\$652
EF04209767A	224	\$564	EFPG36743	236	\$7,154	EFT2415979A	226	\$721
EF04209868A	225	\$627	EFPG367433	236	\$12,102	EFT2418433A	222	\$442
EF04209979A	226	\$690	EFPG36821	236	\$3,206	EFT2418656A	223	\$662
EF04212433A	222	\$295	EFPG368211	236	\$5,134	EFT2418767A	224	\$793
EF04212656A	223	\$447	EFPG36832	236	\$5,467	EFT2418868A	225	\$880
EF04212767A	224	\$544	EFPG368322	236	\$9,070	EFT2418979A	226	\$972
EF04212868A	225	\$604	EFPG36843	236	\$7,617	EFT2424433A	222	\$465
EF04212979A	226	\$664	EFPG368433	236	\$12,784	EFT2424656A	223	\$726
EF04215433A	222	\$324	EFPG42721	236	\$3,344	EFT2424767A	224	\$827
EF04215656A	223	\$525	EFPG427211	236	\$5,392	EFT2424868A	225	\$923
EF04215767A	224	\$603	EFPG42732	236	\$5,727	EFT2424979A	226	\$1,020
EF04215868A	225	\$670	EFPG427322	236	\$9,555	EFT2430433A	222	\$519
EF04215979A	226	\$737	EFPG42743	236	\$7,931	EFT2430656A	223	\$809
EF04218433A	222	\$411	EFPG427433	236	\$13,390	EFT2430767A	224	\$926
EF04218656A	223	\$672	EFPG42821	236	\$3,577	EFT2430868A	225	\$1,030
EF04218767A	224	\$758	EFPG428211	236	\$5,708	EFT2430979A	226	\$895
EF04218868A	225	\$850	EFPG42832	236	\$6,110	EFT3009433A	222	\$342
EF04218979A	226	\$937	EFPG428322	236	\$10,104	EFT3009656A	223	\$519
EF04224433A	222	\$444	EFPG42843	236	\$8,464	EFT3009767A	224	\$589
EF04224656A	223	\$732	EFPG428433	236	\$14,142	EFT3009868A	225	\$651
EF04224767A	224	\$829	EFPL36721	235	\$2,908	EFT3009979A	226	\$721
EF04224868A	225	\$928	EFPL367211	235	\$4,724	EFT3012433A	222	\$325
EF04224979A	226	\$1,024	EFPL36732	235	\$4,971	EFT3012656A	223	\$487
EF04230433A	222	\$482	EFPL367322	235	\$8,350	EFT3012767A	224	\$552
EF04230656A	223	\$797	EFPL36743	235	\$6,923	EFT3012868A	225	\$619
EF04230767A	224	\$914	EFPL367433	235	\$11,754	EFT3012979A	226	\$685
EF04230868A	225	\$1,014	EFPL36821	235	\$3,082	EFT3015433A	222	\$344
EF04230979A	226	\$1,119	EFPL368211	235	\$4,958	EFT3015656A	223	\$515
EF04809433A	222	\$339	EFPL36832	235	\$5,259	EFT3015767A	224	\$583
EF04809656A	223	\$558	EFPL368322	235	\$8,758	EFT3015868A	225	\$806
EF04809767A	224	\$640	EFPL36843	235	\$7,325	EFT3015979A	226	\$721
EF04809868A	225	\$713	EFPL368433	235	\$12,336	EFT3018433A	222	\$446
EF04809979A	226	\$786	EFPL42721	235	\$4,492	EFT3018656A	223	\$698
EF04812433A	222	\$338	EFPL427211	235	\$5,140	EFT3018767A	224	\$797

Index

Model No.	Page	List Price	Model No.	Page	List Price	Model No.	Page	List Price
EFT3018868A	225	\$884	EFT4224433A	222	\$510	EML7272G	220	\$15,553
EFT3018979A	226	\$976	EFT4224656A	223	\$807	EML7272L	219	\$14,619
EFT3024433A	222	\$467	EFT4224767A	224	\$920	EML7273G	220	\$20,270
EFT3024656A	223	\$728	EFT4224868A	225	\$1,028	EML7273L	219	\$18,863
EFT3024767A	224	\$829	EFT4224979A	226	\$1,137	EML7274G	220	\$24,875
EFT3024868A	225	\$925	EFT4230433A	222	\$569	EML7274L	219	\$23,249
EFT3024979A	226	\$1,022	EFT4230656A	223	\$898	EML9672L	219	\$16,220
EFT3030433A	222	\$521	EFT4230767A	224	\$1,028	EML9673L	219	\$21,289
EFT3030656A	223	\$811	EFT4230868A	225	\$1,145	EML9674L	219	\$25,825
EFT3030767A	224	\$928	EFT4230979A	226	\$1,262	ENC1	166	\$5,058
EFT3030868A	225	\$1,032	EFT4809433A	222	\$390	ENC2	166	\$3,580
EFT3030979A	226	\$1,136	EFT4809656A	223	\$609	ESC2	184	\$776
EFT3609433A	222	\$342	EFT4809767A	224	\$693	ESC2	193	\$776
EFT3609656A	223	\$519	EFT4809868A	225	\$769	ESS2	184	\$550
EFT3609767A	224	\$589	EFT4809979A	226	\$853	ESS2	193	\$550
EFT3609868A	225	\$651	EFT4812433A	222	\$391	EST	184	\$278
EFT3609979A	226	\$721	EFT4812656A	223	\$610	EST	193	\$278
EFT3612433A	222	\$328	EFT4812767A	224	\$694	EU1	92	\$4,346
EFT3612656A	223	\$490	EFT4812868A	225	\$780	EU2	94	\$3,503
EFT3612767A	224	\$555	EFT4812979A	226	\$865	EU3	92	\$3,455
EFT3612868A	225	\$622	EFT4815433A	222	\$421	EU4	93	\$2,612
EFT3612979A	226	\$688	EFT4815656A	223	\$658	EUB1	92	\$4,346
EFT3615433A	222	\$348	EFT4815767A	224	\$748	EUB2	94	\$3,503
EFT3615656A	223	\$519	EFT4815868A	225	\$839	EUB3	92	\$3,455
EFT3615767A	224	\$587	EFT4815979A	226	\$930	EUB4	93	\$2,612
EFT3615868A	225	\$656	EFT4818433A	222	\$510	EX2418S	238	\$51
EFT3615979A	226	\$725	EFT4818656A	223	\$816	EX2436S	238	\$95
EFT3618433A	222	\$446	EFT4818767A	224	\$933	EX24SS	239	\$18
EFT3618656A	223	\$698	EFT4818868A	225	\$1,038	EX3018S	238	\$45
EFT3618767A	224	\$797	EFT4818979A	226	\$1,148	EX3036S	238	\$95
EFT3618868A	225	\$884	EFT4824433A	222	\$556	EX30SS	239	\$18
EFT3618979A	226	\$976	EFT4824656A	223	\$961	EX3618S	238	\$53
EFT3624433A	222	\$467	EFT4824767A	224	\$1,099	EX3636S	238	\$98
EFT3624656A	223	\$728	EFT4824868A	225	\$1,232	EX36SS	239	\$18
EFT3624767A	224	\$829	EFT4824979A	226	\$1,366	EX4218S	238	\$51
EFT3624868A	225	\$925	EFT4830433A	222	\$610	EX4236S	238	\$98
EFT3624979A	226	\$1,022	EFT4830656A	223	\$978	EX42SS	239	\$18
EFT3630433A	222	\$521	EFT4830767A	224	\$1,121	EX4818S	238	\$56
EFT3630656A	223	\$769	EFT4830868A	225	\$1,251	EX4836S	238	\$104
EFT3630767A	224	\$928	EFT4830979A	226	\$1,381	EX48SS	239	\$18
EFT3630868A	225	\$1,032	EL5	91	\$2,959	EXL2418865S	237	\$919
EFT3630979A	226	\$1,136	EL6	93	\$2,116	EXL2436865S	237	\$1,485
EFT4209433A	222	\$354	ELB5	91	\$2,959	EXL3018865S	237	\$892
EFT4209656A	223	\$543	ELB6	93	\$2,116	EXL3036865S	237	\$1,496
EFT4209767A	224	\$617	EML3652X	220	\$12,614	EXL3618865S	237	\$936
EFT4209868A	225	\$683	EML3653X	220	\$16,467	EXL3636865S	237	\$1,513
EFT4209979A	226	\$757	EML3654X	220	\$20,314	EXL4218865S	237	\$931
EFT4212433A	222	\$348	EML3672G	220	\$10,102	EXL4236865S	237	\$1,518
EFT4212656A	223	\$528	EML3672L	219	\$9,503	EXL4818865S	237	\$954
EFT4212767A	224	\$599	EML3673G	220	\$13,226	EXL4836865S	237	\$1,548
EFT4212868A	225	\$683	EML3673L	219	\$12,286	EXT2418865A	238	\$860
EFT4212979A	226	\$744	EML3674G	220	\$16,274	EXT2436865A	238	\$1,303
EFT4215433A	222	\$382	EML3674L	219	\$15,218	EXT3018865A	238	\$833
EFT4215656A	223	\$583	EML4852X	220	\$12,939	EXT3036865A	238	\$1,314
EFT4215767A	224	\$661	EML4853X	220	\$16,839	EXT3618865A	238	\$877
EFT4215868A	225	\$740	EML4854X	220	\$20,734	EXT3636865A	238	\$1,331
EFT4215979A	226	\$819	EML4872G	220	\$10,701	EXT4218865A	238	\$872
EFT4218433A	222	\$470	EML4872L	219	\$10,182	EXT4236865A	238	\$1,336
EFT4218656A	223	\$743	EML4873G	220	\$13,975	EXT4818865A	238	\$895
EFT4218767A	224	\$849	EML4873L	219	\$13,260	EXT4836865A	238	\$1,366
EFT4218868A	225	\$943	EML4874G	220	\$17,173	F09DV24	230	\$204
EFT4218979A	226	\$1,042	EML4874L	219	\$16,290	F09DV6	230	\$52

Index

Model No.	Page	List Price
F12DV24	230	\$136
F12DV6	230	\$34
F12DV6	253	\$34
F15DV24	230	\$155
F15DV6	230	\$39
F15DV6	253	\$39
F18SR	230	\$7
F18SRA	230	\$8
F24SR	230	\$11
F24SRA	230	\$13
F30SR	230	\$7
F30SRA	230	\$13
F740	115	\$23
F740	179	\$23
FC101	260	\$1,060
FF521	256	\$6,720
FF5211	256	\$9,801
FF532	256	\$11,366
FF5322	256	\$17,272
FF543	256	\$15,898
FF5433	256	\$24,518
FF621	256	\$7,308
FF6211	256	\$10,585
FF632	256	\$12,344
FF6322	256	\$18,644
FF643	256	\$17,269
FF6433	256	\$26,476
FF721	256	\$8,233
FF7211	256	\$11,820
FF732	256	\$13,888
FF7322	256	\$20,803
FF743	256	\$19,429
FF7433	256	\$29,563
FFD	256	\$3
FFD5	256	\$1,819
FFD6	256	\$2,015
FFD7	256	\$2,324
FFN5	256	\$1,311
FFN6	256	\$1,460
FFN7	256	\$1,640
FH3621	245	\$10,035
FH36211	245	\$14,204
FH3632	245	\$16,884
FH36322	245	\$24,969
FH3643	245	\$23,622
FH36433	245	\$35,512
FH4221	245	\$10,979
FH42211	245	\$15,542
FH4232	245	\$18,374
FH42322	245	\$27,124
FH4243	245	\$25,821
FH42433	245	\$38,810
FH4821	245	\$11,533
FH48211	245	\$16,349
FH4832	245	\$19,449
FH48322	245	\$28,588
FH4843	245	\$27,290
FH48433	245	\$40,834
FL	190	\$818
FLIP1	165	\$4,340
FLIP2	165	\$3,236
FLIP3	165	\$1,482

Model No.	Page	List Price
FPD010E	302	\$192
FPD010M	300	\$197
FPD010TW	295	\$194
FPD011E	302	\$283
FPD011M	300	\$291
FPD011TW	295	\$285
FPD012E	302	\$347
FPD012M	300	\$358
FPD012TW	295	\$350
FTB36	89	\$365
FTB36	102	\$365
FTB48	89	\$442
FTB48	102	\$442
FTB62	89	\$472
FTB62	102	\$472
FTB63	61	\$472
FTB68	89	\$491
FTB68	102	\$491
FTB72	49	\$472
FTB72	61	\$472
FTB72	76	\$472
GMT1	115	\$24
GMT2	115	\$24
GROMMET	90	\$6
GROMMET	103	\$6
HDC2072	85	\$1,678
HDC3620	85	\$1,019
HU3970	87	\$891
KB3312D	259	\$367
KB3312E	259	\$411
LAT36521	262	\$5,961
LAT365211	262	\$8,772
LAT36532	262	\$9,730
LAT365322	262	\$15,464
LAT36543	262	\$14,116
LAT365433	262	\$21,933
LAT42521	262	\$6,415
LAT425211	262	\$9,457
LAT42532	262	\$10,769
LAT425322	262	\$16,477
LAT42543	262	\$15,173
LAT425433	262	\$23,600
LC101	260	\$1,327
LC24HK	164	\$749
LC24HR	164	\$749
LC24HT	164	\$749
LC24T	164	\$687
LF1848HK	164	\$574
LF1848HR	164	\$574
LF1848HT	164	\$574
LF1848T	164	\$524
LF1860HK	164	\$637
LF1860HR	164	\$637
LF1860HT	164	\$637
LF1860T	164	\$574
LF1872HK	164	\$674
LF1872HR	164	\$674
LF1872HT	164	\$674
LF1872T	164	\$612
LF23620	86	\$1,112
LF2448HK	164	\$637
LF2448HR	164	\$637

Model No.	Page	List Price
LF2448HT	164	\$637
LF2448T	164	\$574
LF2460HK	164	\$699
LF2460HR	164	\$699
LF2460HT	164	\$699
LF2460T	164	\$637
LF2472HK	164	\$749
LF2472HR	164	\$749
LF2472HT	164	\$749
LF2472T	164	\$674
LFU23620	85	\$1,076
LFUT23620	85	\$245
LP24HK	164	\$662
LP24HR	164	\$662
LP24HT	164	\$662
LP24T	164	\$612
LT24HK	164	\$749
LT24HR	164	\$749
LT24HT	164	\$749
LT24T	164	\$688
LTD72	84	\$1,141
LUM12	95	\$2,819
LUM13	95	\$3,350
LUM14	96	\$3,613
LUM15	96	\$4,144
M103C	113	\$1,299
M103R	113	\$907
M103X	113	\$1,526
M104C	113	\$709
M104S	113	\$510
M106C	113	\$942
M106R	113	\$648
M1848HK	156	\$735
M1848HR	156	\$735
M1848HT	156	\$735
M1848T	156	\$673
M1860HK	156	\$796
M1860HR	156	\$796
M1860HT	156	\$796
M1860T	156	\$723
M1872HK	156	\$919
M1872HR	156	\$919
M1872HT	156	\$919
M1872T	156	\$833
M18HK	159	\$735
M18HR	159	\$735
M18HT	159	\$735
M18T	159	\$649
M2448HK	156	\$796
M2448HR	156	\$796
M2448HT	156	\$796
M2448T	156	\$723
M2460HK	156	\$858
M2460HR	156	\$858
M2460HT	156	\$858
M2460T	156	\$772
M2472HK	156	\$981
M2472HR	156	\$981
M2472HT	156	\$981
M2472T	156	\$883
M24HK	159	\$858
M24HR	159	\$858

Index

Model No.	Page	List Price	Model No.	Page	List Price	Model No.	Page	List Price
M24HT	159	\$858	MEU5L	109	\$4,730	MRD422	243	\$597
M24T	159	\$772	MEU5R	109	\$4,730	MRD482	243	\$628
M3048HK	156	\$858	MEU6L	108	\$3,293	MRF362	242	\$389
M3048HR	156	\$858	MEU6R	108	\$3,293	MRF422	242	\$395
M3048HT	156	\$858	MEUB1	105	\$5,572	MRF482	242	\$398
M3048T	156	\$772	MEUB2	107	\$4,463	MRP362	243	\$459
M3060HK	156	\$919	MEUB3	105	\$4,135	MRP422	243	\$507
M3060HR	156	\$919	MEUB4	106	\$3,026	MRP482	243	\$523
M3060HT	156	\$919	MEUB5L	110	\$4,730	MRRT2448	101	\$1,026
M3060T	156	\$821	MEUB5R	110	\$4,730	MRS36	241	\$394
M3072HK	156	\$1,042	MEUB6L	109	\$3,293	MRS42	241	\$407
M3072HR	156	\$1,042	MEUB6R	109	\$3,293	MRS48	241	\$421
M3072HT	156	\$1,042	MFD36	241	\$60	MRS7278D	101	\$3,067
M3072T	156	\$944	MFD4	241	\$58	MRSBB	101	\$4,687
M30HK	159	\$981	MFD42	241	\$65	MRSBF	101	\$4,687
M30HR	159	\$981	MFD48	241	\$67	MRSRBB	101	\$5,622
M30HT	159	\$981	MHDC2072	98	\$1,877	MRSRBF	101	\$5,622
M30T	159	\$896	MHDC3620	98	\$1,093	MRSTGLASS	101	\$519
MBC3629	100	\$578	MHUD3964	100	\$1,259	MRT2436	98	\$528
MBC3642	100	\$766	MHUD3970	100	\$1,409	MRT2448	98	\$568
MBC3668	100	\$1,079	MHUG3964	100	\$1,210	MRTA2436	101	\$540
MBR2442	98	\$415	MHUG3970	100	\$1,437	MRTDB42	101	\$1,185
MBR2448	98	\$445	MLF23624	99	\$1,337	MRTDB48	101	\$1,460
MC24HK	156	\$858	MLFU23624	98	\$1,246	MS3601	241	\$93
MC24HR	156	\$858	MLFUT23624	98	\$266	MS3602	241	\$192
MC24HT	156	\$858	MLT	101	\$330	MS3603	241	\$284
MC24T	156	\$772	MMPSU1930	99	\$1,511	MS4201	241	\$100
MCD1	102	\$100	MMPSUT1930	99	\$215	MS4202	241	\$196
MCM	242	\$52	MO36C	243	\$435	MS4203	241	\$303
MCM361	242	\$118	MO42C	243	\$506	MS4801	241	\$116
MCM421	242	\$134	MO48C	243	\$528	MS4802	241	\$205
MCM481	242	\$149	MOD48	168	\$199	MS4803	241	\$310
MCR2466	98	\$854	MOD60	168	\$211	MSP1	242	\$197
MCR2472	98	\$872	MOD72	168	\$236	MSP2	242	\$215
MCTDB3672	101	\$1,550	MODTT	168	\$224	MSPV	242	\$165
MCTDB48120	101	\$3,501	MOS36	244	\$200	MSPV	249	\$165
MCTDB48144	101	\$3,619	MOS42	244	\$215	MT2454HK	156	\$809
MCTDB4896	101	\$2,337	MOS48	244	\$222	MT2454HR	156	\$809
MCU243636	97	\$696	MOT2424	101	\$609	MT2454HT	156	\$809
MCU6	111	\$3,170	MOT2424	114	\$609	MT2454T	156	\$735
MCU7	110	\$3,090	MOT2448	101	\$729	MTGPLUS1	159	\$5,804
MCUB6	111	\$3,170	MOT2448	114	\$729	MTGPLUS2	159	\$4,481
MCUB7	110	\$3,090	MPBBF22	99	\$669	MTGPLUS3	159	\$1,949
MDBDK3672	104	\$3,455	MPBBF28	99	\$760	MWD	241	\$167
MDK3066	97	\$1,244	MPCTL4272	97	\$1,307	MWD3624	100	\$1,529
MDK3672	97	\$1,389	MPCTR4272	97	\$1,307	NBBF	61	\$831
MDKS3066	97	\$1,230	MPFF22	99	\$669	NBDGL	61	\$657
MDKS3672	97	\$1,376	MPFF28	99	\$760	NBDGR	61	\$657
MDPDK3672	104	\$2,909	MPSU1930	86	\$1,497	NC6	64	\$1,686
MDV	243	\$78	MPSUT1930	86	\$193	NC8	64	\$2,095
MEL5	104	\$3,386	MPT3672	97	\$1,040	NC10	64	\$2,952
MEL6	106	\$2,277	MR3601	242	\$134	NC12	64	\$4,836
MEL7L	107	\$2,544	MR3602	242	\$269	NC14	64	\$5,060
MEL7R	107	\$2,544	MR3603	242	\$403	NC18	64	\$7,226
MELB5	104	\$3,386	MR3604	242	\$539	NC20	64	\$7,451
MELB6	106	\$2,277	MR4201	242	\$138	NC24	64	\$9,616
MELB7L	108	\$2,544	MR4202	242	\$281	NC26	64	\$9,841
MELB7R	108	\$2,544	MR4203	242	\$422	NC30	64	\$12,005
MEU1	105	\$5,572	MR4801	242	\$145	NCD	61	\$226
MEU2	107	\$4,463	MR4802	242	\$287	NCNZ63	60	\$1,044
MEU3	105	\$4,135	MR4803	242	\$435	NCNZ72	60	\$1,125
MEU4	106	\$3,026	MRD362	243	\$562	NCR48	64	\$1,393

Index

Model No.	Page	List Price
ND63	60	\$1,206
ND72	60	\$1,303
NEXTL	60	\$553
NEXTR	60	\$553
NFF	61	\$791
NH63	61	\$2,244
NH72	61	\$2,378
NHTR63	61	\$202
NHTR72	61	\$202
NRS	63	\$2,971
NRSBB	63	\$4,767
NRSBF	63	\$4,740
NRSLBA	63	\$4,421
NRSLBB	63	\$6,226
NRSLBF	63	\$6,214
NRSLFF	63	\$6,187
NRTNA	63	\$439
NRTPL	60	\$1,218
NRTPR	60	\$1,218
NT1	65	\$3,203
NT2	65	\$3,203
NT3	65	\$3,868
NT4	60	\$3,300
NT4	65	\$3,300
NT5	66	\$3,300
NT6	66	\$3,965
NT7	66	\$4,876
NT8	66	\$4,876
NT9	67	\$6,269
NT10	67	\$6,269
NT11	67	\$8,898
NT12	67	\$8,898
NT13	68	\$6,934
NT14	68	\$9,563
NT15	68	\$6,392
NT16	68	\$6,392
NT17	69	\$10,571
NT18	69	\$9,563
NT19	69	\$10,571
NT20	69	\$12,655
NT29	70	\$6,963
NT30	70	\$6,963
NT31	70	\$7,275
NT32	70	\$7,275
NT33	71	\$6,410
NT34	71	\$6,410
NT35	71	\$6,722
NT36	71	\$6,722
NT37	72	\$6,544
NT38	72	\$6,856
NTR	113	\$818
NTS	113	\$579
OPH	189	\$796
OPM	189	\$741
OT2424	88	\$568
OT2424	114	\$568
P172H	261	\$321
P173H	261	\$321
P17MH	261	\$66
P242H	261	\$335
P243H	261	\$335
P24MH	261	\$66

Model No.	Page	List Price
P3018HK	156	\$233
P3018HK	162	\$233
P3018HK	164	\$233
P3018HK	167	\$233
P3018HR	156	\$233
P3018HR	162	\$233
P3018HR	164	\$233
P3018HR	167	\$233
P3018HT	156	\$233
P3018HT	162	\$233
P3018HT	164	\$233
P3018HT	167	\$233
P3018T	156	\$208
P3018T	162	\$208
P3018T	164	\$208
P3018T	167	\$208
P3024HK	156	\$233
P3024HK	160	\$233
P3024HK	162	\$233
P3024HK	164	\$233
P3024HR	156	\$233
P3024HR	160	\$233
P3024HR	162	\$233
P3024HR	164	\$233
P3024HR	167	\$233
P3024HT	156	\$233
P3024HT	160	\$233
P3024HT	162	\$233
P3024HT	164	\$233
P3024HT	167	\$233
P3024T	156	\$208
P3024T	160	\$208
P3024T	162	\$208
P3024T	164	\$208
P3024T	167	\$208
P3030HK	159	\$233
P3030HK	162	\$233
P3030HK	167	\$233
P3030HR	159	\$233
P3030HR	162	\$233
P3030HR	167	\$233
P3030HT	159	\$233
P3030HT	162	\$233
P3030HT	167	\$233
P3030T	159	\$208
P3030T	162	\$208
P3030T	167	\$208
P6018HK	156	\$244
P6018HK	162	\$244
P6018HK	164	\$244
P6018HK	167	\$244
P6018HR	156	\$244
P6018HR	162	\$244
P6018HR	164	\$244
P6018HR	167	\$244
P6018HT	156	\$244
P6018HT	162	\$244
P6018HT	164	\$244
P6018HT	167	\$244
P6018T	156	\$219
P6018T	162	\$219

Model No.	Page	List Price
P6018T	164	\$219
P6018T	167	\$219
P6024HK	156	\$244
P6024HK	160	\$244
P6024HK	162	\$244
P6024HK	164	\$244
P6024HK	167	\$244
P6024HR	156	\$244
P6024HR	160	\$244
P6024HR	162	\$244
P6024HR	164	\$244
P6024HR	167	\$244
P6024HT	156	\$244
P6024HT	160	\$244
P6024HT	162	\$244
P6024HT	164	\$244
P6024HT	167	\$244
P6024T	156	\$219
P6024T	160	\$219
P6024T	162	\$219
P6024T	164	\$219
P6024T	167	\$219
P6030HK	159	\$244
P6030HK	162	\$244
P6030HK	167	\$244
P6030HR	159	\$244
P6030HR	162	\$244
P6030HR	167	\$244
P6030HT	159	\$244
P6030HT	162	\$244
P6030HT	167	\$244
P6030T	159	\$219
P6030T	162	\$219
P6030T	167	\$219
P9018HK	156	\$257
P9018HK	162	\$257
P9018HK	164	\$257
P9018HK	167	\$257
P9018HR	156	\$257
P9018HR	162	\$257
P9018HR	164	\$257
P9018HR	167	\$257
P9018HT	156	\$257
P9018HT	162	\$257
P9018HT	164	\$257
P9018HT	167	\$257
P9018T	156	\$233
P9018T	162	\$233
P9018T	164	\$233
P9018T	167	\$233
P9024HK	156	\$257
P9024HK	160	\$257
P9024HK	162	\$257
P9024HK	164	\$257
P9024HK	167	\$257
P9024HR	156	\$257
P9024HR	160	\$257
P9024HR	162	\$257
P9024HR	164	\$257
P9024HR	167	\$257
P9024HT	156	\$257
P9024HT	160	\$257

Index

Model No.	Page	List Price	Model No.	Page	List Price	Model No.	Page	List Price
P9024HT	162	\$257	PRA6024T	167	\$424	PTA24T	168	\$499
P9024HT	164	\$257	PRA6030HK	167	\$499	PTA30HK	168	\$624
P9024HT	167	\$257	PRA6030HR	167	\$499	PTA30HR	168	\$624
P9024T	156	\$233	PRA6030HT	167	\$499	PTA30HT	168	\$624
P9024T	160	\$233	PRA6030T	167	\$449	PTA30T	168	\$587
P9024T	162	\$233	PRA7218HK	167	\$474	PTS18HK	168	\$549
P9024T	164	\$233	PRA7218HR	167	\$474	PTS18HR	168	\$549
P9024T	167	\$233	PRA7218HT	167	\$474	PTS18HT	168	\$549
P9030HK	159	\$257	PRA7218T	167	\$424	PTS18T	168	\$499
P9030HK	162	\$257	PRA7224HK	167	\$537	PTS24HK	168	\$612
P9030HK	167	\$257	PRA7224HR	167	\$537	PTS24HR	168	\$612
P9030HR	159	\$257	PRA7224HT	167	\$537	PTS24HT	168	\$612
P9030HR	162	\$257	PRA7224T	167	\$486	PTS24T	168	\$562
P9030HR	167	\$257	PRA7230HK	167	\$549	PTS30HK	168	\$687
P9030HT	159	\$257	PRA7230HR	167	\$549	PTS30HR	168	\$687
P9030HT	162	\$257	PRA7230HT	167	\$549	PTS30HT	168	\$687
P9030HT	167	\$257	PRA7230T	167	\$499	PTS30T	168	\$649
P9030T	159	\$233	PRS4818HK	167	\$549	R104BP	150	\$1,642
P9030T	162	\$233	PRS4818HR	167	\$549	R104BP	175	\$1,642
P9030T	167	\$233	PRS4818HT	167	\$549	R104BPN	150	\$1,607
PBBF19	86	\$572	PRS4818T	167	\$499	R104BPN	175	\$1,607
PBBF22	86	\$624	PRS4824HK	167	\$612	R104BS	150	\$1,573
PBBFT19	86	\$680	PRS4824HR	167	\$612	R104BS	175	\$1,573
PCTL4272	84	\$1,119	PRS4824HT	167	\$612	R104BSN	150	\$1,541
PCTR4272	84	\$1,119	PRS4824T	167	\$549	R104BSN	175	\$1,541
PFF19	86	\$572	PRS4830HK	167	\$624	R104RP	150	\$1,642
PFF22	86	\$624	PRS4830HR	167	\$624	R104RP	175	\$1,642
PM20	115	\$280	PRS4830HT	167	\$624	R104RPN	150	\$1,607
PM20	119	\$280	PRS4830T	167	\$562	R104RPN	175	\$1,607
PM20	120	\$280	PRS6018HK	167	\$562	R104RS	150	\$1,573
PM20	121	\$280	PRS6018HR	167	\$562	R104RS	175	\$1,573
PM20	179	\$280	PRS6018HT	167	\$562	R104RSN	150	\$1,541
PM22	115	\$427	PRS6018T	167	\$499	R104RSN	175	\$1,541
PM22	119	\$427	PRS6024HK	167	\$624	R104VP	150	\$1,642
PM22	120	\$427	PRS6024HR	167	\$624	R104VP	175	\$1,642
PM22	121	\$427	PRS6024HT	167	\$624	R104VPN	150	\$1,607
PM22	179	\$427	PRS6024T	167	\$562	R104VPN	175	\$1,607
PM44	115	\$854	PRS6030HK	167	\$662	R104VS	150	\$1,573
PMR22	115	\$179	PRS6030HR	167	\$662	R104VS	175	\$1,573
PMR22	179	\$179	PRS6030HT	167	\$662	R104VSN	150	\$1,541
PMR30	115	\$188	PRS6030T	167	\$599	R104VSN	175	\$1,541
PMR30	179	\$188	PRS7218HK	167	\$587	R105BP	150	\$1,766
PR	189	\$751	PRS7218HR	167	\$587	R105BP	175	\$1,766
PRA4818HK	167	\$375	PRS7218HT	167	\$587	R105BPN	150	\$1,733
PRA4818HR	167	\$375	PRS7218T	167	\$537	R105BPN	175	\$1,733
PRA4818HT	167	\$375	PRS7224HK	167	\$645	R105BS	150	\$1,698
PRA4818T	167	\$336	PRS7224HR	167	\$645	R105BS	175	\$1,698
PRA4824HK	167	\$436	PRS7224HT	167	\$645	R105BSN	150	\$1,665
PRA4824HR	167	\$436	PRS7224T	167	\$587	R105BSN	175	\$1,665
PRA4824HT	167	\$436	PRS7230HK	167	\$674	R105RP	150	\$1,766
PRA4824T	167	\$400	PRS7230HR	167	\$674	R105RP	175	\$1,766
PRA4830HK	167	\$461	PRS7230HT	167	\$674	R105RPN	150	\$1,733
PRA4830HR	167	\$461	PRS7230T	167	\$612	R105RPN	175	\$1,733
PRA4830HT	167	\$461	PRW	191	\$916	R105RS	150	\$1,698
PRA4830T	167	\$411	PT3672	84	\$988	R105RS	175	\$1,698
PRA6018HK	167	\$400	PTA18HK	168	\$375	R105RSN	150	\$1,665
PRA6018HR	167	\$400	PTA18HR	168	\$375	R105RSN	175	\$1,665
PRA6018HT	167	\$400	PTA18HT	168	\$375	R105VP	150	\$1,766
PRA6018T	167	\$361	PTA18T	168	\$311	R105VP	175	\$1,766
PRA6024HK	167	\$461	PTA24HK	168	\$549	R105VPN	150	\$1,733
PRA6024HR	167	\$461	PTA24HR	168	\$549	R105VPN	175	\$1,733
PRA6024HT	167	\$461	PTA24HT	168	\$549	R105VS	150	\$1,698

Index

Model No.	Page	List Price
R105VS	175	\$1,698
R105VSN	150	\$1,665
R105VSN	175	\$1,665
R124BP	150	\$1,886
R124BP	175	\$1,886
R124BPN	150	\$1,853
R124BPN	175	\$1,853
R124BS	150	\$1,819
R124BS	175	\$1,819
R124BSN	150	\$1,784
R124BSN	175	\$1,784
R124RP	150	\$1,886
R124RP	175	\$1,886
R124RPN	150	\$1,853
R124RPN	175	\$1,853
R124RS	150	\$1,819
R124RS	175	\$1,819
R124RSN	150	\$1,784
R124RSN	175	\$1,784
R124VP	150	\$1,886
R124VP	175	\$1,886
R124VPN	150	\$1,853
R124VPN	175	\$1,853
R124VS	150	\$1,819
R124VS	175	\$1,819
R124VSN	150	\$1,784
R124VSN	175	\$1,784
R125BP	150	\$1,987
R125BP	175	\$1,987
R125BPN	150	\$1,954
R125BPN	175	\$1,954
R125BS	150	\$1,920
R125BS	175	\$1,920
R125BSN	150	\$1,886
R125BSN	175	\$1,886
R125RP	150	\$1,987
R125RP	175	\$1,987
R125RPN	150	\$1,954
R125RPN	175	\$1,954
R125RS	150	\$1,920
R125RS	175	\$1,920
R125RSN	150	\$1,886
R125RSN	175	\$1,886
R125VSN	150	\$1,886
R125VSN	175	\$1,886
R125VP	150	\$1,987
R125VP	175	\$1,987
R125VPN	150	\$1,954
R125VPN	175	\$1,954
R125VS	150	\$1,920
R125VS	175	\$1,920
R125VSN	150	\$1,886
R125VSN	175	\$1,886
R73BP	150	\$1,280
R73BP	175	\$1,280
R73BPN	150	\$1,246
R73BPN	175	\$1,246
R73BS	150	\$1,194
R73BS	175	\$1,194
R73BSN	150	\$1,107
R73BSN	175	\$1,107
R73RP	150	\$1,280
R73RP	175	\$1,280
R73RPN	150	\$1,246

Model No.	Page	List Price
R73RPN	175	\$1,246
R73RS	150	\$1,194
R73RS	175	\$1,194
R73RSN	150	\$1,107
R73RSN	175	\$1,107
R73VP	150	\$1,280
R73VP	175	\$1,280
R73VPN	150	\$1,246
R73VPN	175	\$1,246
R73VS	150	\$1,194
R73VS	175	\$1,194
R73VSN	150	\$1,107
R73VSN	175	\$1,107
R84BP	150	\$1,397
R84BP	175	\$1,397
R84BPN	150	\$1,364
R84BPN	175	\$1,364
R84BS	150	\$1,347
R84BS	175	\$1,347
R84BSN	150	\$1,314
R84BSN	175	\$1,314
R84RP	150	\$1,397
R84RP	175	\$1,397
R84RPN	150	\$1,364
R84RPN	175	\$1,364
R84RS	150	\$1,347
R84RS	175	\$1,347
R84RSN	150	\$1,314
R84RSN	175	\$1,314
R84VP	150	\$1,397
R84VP	175	\$1,397
R84VPN	150	\$1,364
R84VPN	175	\$1,364
R84VS	150	\$1,347
R84VS	175	\$1,347
R84VSN	150	\$1,314
R84VSN	175	\$1,314
R94BP	150	\$1,431
R94BP	175	\$1,431
R94BPN	150	\$1,398
R94BPN	175	\$1,398
R94BS	150	\$1,380
R94BS	175	\$1,380
R94BSN	150	\$1,347
R94BSN	175	\$1,347
R94RP	150	\$1,431
R94RP	175	\$1,431
R94RPN	150	\$1,398
R94RPN	175	\$1,398
R94RS	150	\$1,380
R94RS	175	\$1,380
R94RSN	150	\$1,347
R94RSN	175	\$1,347
R94VP	150	\$1,431
R94VP	175	\$1,431
R94VPN	150	\$1,398
R94VPN	175	\$1,398
R94VS	150	\$1,380
R94VS	175	\$1,380
R94VSN	150	\$1,347
R94VSN	175	\$1,347
R95BP	150	\$1,468

Model No.	Page	List Price
R95BP	175	\$1,468
R95BPN	150	\$1,432
R95BPN	175	\$1,432
R95BS	150	\$1,414
R95BS	175	\$1,414
R95BSN	150	\$1,380
R95BSN	175	\$1,380
R95RP	150	\$1,468
R95RP	175	\$1,468
R95RPN	150	\$1,432
R95RPN	175	\$1,432
R95RS	150	\$1,414
R95RS	175	\$1,414
R95RSN	150	\$1,380
R95RSN	175	\$1,380
R95VP	150	\$1,468
R95VP	175	\$1,468
R95VPN	150	\$1,432
R95VPN	175	\$1,432
R95VS	150	\$1,414
R95VS	175	\$1,414
R95VSN	150	\$1,380
R95VSN	175	\$1,380
REALCC0100	24	\$19
REALCC0100	55	\$19
REALCC0100	64	\$19
REALCC0100	90	\$19
REALCC0100	103	\$19
REALCC0101	24	\$19
REALCC0101	55	\$19
REALCC0101	64	\$19
REALCC0101	90	\$19
REALCC0101	103	\$19
REALCC0102	24	\$19
REALCC0102	55	\$19
REALCC0102	64	\$19
REALCC0102	90	\$19
REALCC0102	103	\$19
REALCC0103	24	\$19
REALCC0103	55	\$19
REALCC0103	64	\$19
REALCC0103	90	\$19
REALCC0103	103	\$19
REALCC0104	24	\$19
REALCC0104	55	\$19
REALCC0104	64	\$19
REALCC0104	90	\$19
REALCC0104	103	\$19
REALCC0105	24	\$19
REALCC0105	55	\$19
REALCC0105	64	\$19
REALCC0105	90	\$19
REALCC0105	103	\$19
REALCC0106	24	\$19
REALCC0106	55	\$19
REALCC0106	64	\$19
REALCC0106	90	\$19
REALCC0106	103	\$19
REALCC0107	24	\$19
REALCC0107	55	\$19
REALCC0107	64	\$19
REALCC0107	90	\$19

Index

Model No.	Page	List Price	Model No.	Page	List Price	Model No.	Page	List Price
REALCC0107	103	\$19	REALS285	116	\$19	SC2441GL	268	\$1,594
REALCC0108	24	\$19	REALS286	116	\$19	SC2448CP	266	\$2,657
REALCC0108	55	\$19	REALS287	116	\$15	SC2448CPH	268	\$2,166
REALCC0108	64	\$19	REALS288	116	\$14	SC2448CPL	268	\$2,765
REALCC0108	90	\$19	RF36	325	\$237	SC2448E	266	\$1,189
REALCC0108	103	\$19	RF60	325	\$249	SC2448EH	268	\$1,152
REALCC0109	24	\$19	RRT2448	88	\$1,016	SC2448EL	268	\$1,152
REALCC0109	55	\$19	RS7278D	88	\$2,702	SC2448EP	266	\$1,998
REALCC0109	64	\$19	RSBB	88	\$4,049	SC2448EPH	268	\$1,890
REALCC0109	90	\$19	RSBF	88	\$4,049	SC2448EPL	268	\$2,151
REALCC0109	103	\$19	RSRBB	88	\$5,065	SC2448G	266	\$1,768
REALCC0110	24	\$19	RSRBF	88	\$5,065	SC2448GH	268	\$1,695
REALCC0110	55	\$19	RSTGLASS	88	\$513	SC2448GL	268	\$1,768
REALCC0110	64	\$19	RT2436	85	\$495	SC30	78	\$14,538
REALCC0110	90	\$19	RT2448	85	\$504	SC3624CP	266	\$2,517
REALCC0110	103	\$19	RT36	88	\$711	SC3624E	266	\$905
REALCC0111	24	\$19	RT42	88	\$742	SC3624EP	266	\$2,091
REALCC0111	55	\$19	RTA2436	88	\$507	SC3624G	266	\$1,213
REALCC0111	64	\$19	RTT1	172	\$7,119	SC3633CP	266	\$3,180
REALCC0111	90	\$19	RTT1	313	\$7,119	SC3633CPL	268	\$2,458
REALCC0111	103	\$19	RTT2	172	\$2,866	SC3633E	266	\$1,152
REALCC0112	24	\$19	RTT2	313	\$2,866	SC3633EL	268	\$1,075
REALCC0112	55	\$19	RTT3	172	\$2,363	SC3633EP	266	\$2,229
REALCC0112	64	\$19	RTT3	313	\$2,363	SC3633EPL	268	\$2,197
REALCC0112	90	\$19	SA3680E1	272	\$2,067	SC3633G	266	\$1,597
REALCC0112	103	\$19	SA3680E1LAM	272	\$2,223	SC3633GL	268	\$1,429
REALCC0113	24	\$19	SA3680G1	272	\$3,218	SC3641CP	266	\$3,273
REALCC0113	55	\$19	SA3680G1LAM	272	\$3,314	SC3641CPH	268	\$2,707
REALCC0113	64	\$19	SA3680L1	272	\$3,074	SC3641CPL	268	\$3,011
REALCC0113	90	\$19	SA3680L1LAM	272	\$3,229	SC3641E	266	\$999
REALCC0113	103	\$19	SB5	76	\$1,480	SC3641EH	268	\$1,199
REALCC0114	24	\$19	SB7241	272	\$2,009	SC3641EL	268	\$1,199
REALCC0114	55	\$19	SBQ5	76	\$1,145	SC3641EP	266	\$2,444
REALCC0114	64	\$19	SBUF	76	\$3,282	SC3641EPH	268	\$2,260
REALCC0114	90	\$19	SC10	78	\$4,030	SC3641EPL	268	\$2,365
REALCC0114	103	\$19	SC12	78	\$6,628	SC3641G	266	\$1,690
REALCCRC	9	\$19	SC18	78	\$8,723	SC3641GH	268	\$1,535
REALCCRC	24	\$19	SC24	78	\$11,631	SC3641GL	268	\$1,843
REALCCRC	55	\$19	SC2424CP	266	\$1,749	SC3648CP	266	\$3,810
REALCCRC	64	\$19	SC2424E	266	\$857	SC3648CPH	268	\$3,011
REALCCRC	78	\$19	SC2424EP	266	\$1,629	SC3648CPL	268	\$3,534
REALCCRC	90	\$19	SC2424G	266	\$1,159	SC3648E	266	\$1,228
REALCCRC	103	\$19	SC2433CP	266	\$2,044	SC3648EH	268	\$1,305
REALCCMK	9	\$19	SC2433CPL	268	\$1,827	SC3648EL	268	\$1,305
REALCCMK	24	\$19	SC2433E	266	\$978	SC3648EP	266	\$2,581
REALCCMK	55	\$19	SC2433EL	268	\$978	SC3648EPH	268	\$2,381
REALCCMK	64	\$19	SC2433EP	266	\$1,629	SC3648EPL	268	\$2,611
REALCCMK	78	\$19	SC2433EPL	268	\$1,707	SC3648G	266	\$1,952
REALCCMK	90	\$19	SC2433G	266	\$1,436	SC3648GH	268	\$2,001
REALCCMK	103	\$19	SC2433GL	268	\$1,275	SC3648GL	268	\$2,074
REALS010	116	\$17	SC2441CP	266	\$2,365	SC4824CP	267	\$3,011
REALS011	116	\$17	SC2441CPH	268	\$2,074	SC4824E	267	\$1,068
REALS099	115	\$23	SC2441CPL	268	\$2,273	SC4824EP	267	\$2,597
REALS100	115	\$23	SC2441E	266	\$1,137	SC4824G	267	\$1,750
REALS104	115	\$20	SC2441EH	268	\$1,075	SC4833CP	267	\$3,565
REALS191	116	\$17	SC2441EH	282	\$1,075	SC4833CPL	268	\$3,103
REALS276	115	\$20	SC2441EL	268	\$1,075	SC4833E	267	\$1,211
REALS277	115	\$20	SC2441EP	266	\$1,875	SC4833EL	269	\$1,211
REALS281	116	\$17	SC2441EPH	268	\$1,738	SC4833EP	267	\$2,765
REALS282	116	\$17	SC2441EPL	268	\$1,827	SC4833EPL	269	\$2,707
REALS283	116	\$19	SC2441G	266	\$1,613	SC4833G	267	\$2,128
REALS284	116	\$19	SC2441GH	268	\$1,437	SC4833GL	269	\$1,807

Index

Model No.	Page	List Price	Model No.	Page	List Price	Model No.	Page	List Price
SC4841CP	267	\$4,227	SC7224E	267	\$1,318	SHV	76	\$464
SC4841CPH	269	\$3,321	SC7224EP	267	\$3,550	SHWD	76	\$300
SC4841CPL	269	\$3,690	SC7224G	267	\$2,372	SK1	41	\$4,210
SC4841E	267	\$1,276	SC7233CP	267	\$5,119	SK2	41	\$4,198
SC4841EH	269	\$1,381	SC7233CPL	269	\$4,380	SK3	41	\$4,210
SC4841EL	269	\$1,381	SC7233E	267	\$1,382	SK4	41	\$4,198
SC4841EP	267	\$3,074	SC7233EL	269	\$1,444	SK5	42	\$4,161
SC4841EPH	269	\$2,782	SC7233EP	267	\$3,828	SK6	42	\$4,149
SC4841EPL	269	\$2,920	SC7233EPL	269	\$3,705	SK7	42	\$4,161
SC4841G	267	\$2,395	SC7233G	267	\$2,978	SK8	42	\$4,149
SC4841GH	269	\$1,914	SC7233GL	269	\$2,470	SK9	43	\$4,841
SC4841GL	269	\$2,297	SC7241CP	267	\$6,087	SK10	43	\$5,723
SC4848CP	267	\$4,812	SC7241CPH	269	\$4,440	SK11	43	\$5,566
SC4848CPH	269	\$3,735	SC7241CPL	269	\$5,226	SK12	43	\$5,554
SC4848CPL	269	\$4,303	SC7241E	267	\$1,717	SK13	44	\$3,476
SC4848E	267	\$1,552	SC7241EH	269	\$1,535	SK14	44	\$2,655
SC4848EH	269	\$1,460	SC7241EL	269	\$1,535	SK15	44	\$3,923
SC4848EL	269	\$1,460	SC7241EP	267	\$4,255	SK16	44	\$3,102
SC4848EP	267	\$3,256	SC7241EPH	269	\$3,780	SK17	45	\$4,792
SC4848EPH	269	\$2,979	SC7241EPL	269	\$3,994	SK18	45	\$5,674
SC4848EPL	269	\$3,227	SC7241G	267	\$3,385	SK19	45	\$5,517
SC4848G	267	\$2,942	SC7241GH	269	\$2,722	SK20	45	\$5,505
SC4848GH	269	\$2,458	SC7241GL	269	\$3,239	SK21	46	\$2,520
SC4848GL	269	\$2,800	SC7248CP	267	\$6,963	SK22	46	\$2,520
SC6	78	\$2,503	SC7248CPH	269	\$5,304	SK23	46	\$3,377
SC6024CP	267	\$3,613	SC7248CPL	269	\$6,148	SK24	46	\$3,377
SC6024E	267	\$1,150	SC7248E	267	\$1,823	SKB4	40	\$678
SC6024EP	267	\$3,043	SC7248EH	269	\$1,690	SKBBF	40	\$495
SC6024G	267	\$2,000	SC7248EL	269	\$1,690	SKC42	40	\$673
SC6033CP	267	\$4,427	SC7248EP	267	\$4,534	SKC8	40	\$1,548
SC6033CPL	269	\$3,705	SC7248EPH	269	\$4,072	SKCBDG	39	\$305
SC6033E	267	\$1,259	SC7248EPL	269	\$4,395	SKCNZ72	39	\$673
SC6033EL	269	\$1,338	SC7248G	267	\$4,000	SKDS72	39	\$857
SC6033EP	267	\$3,273	SC7248GH	269	\$3,353	SKDS7230	39	\$808
SC6033EPL	269	\$3,167	SC7248GL	269	\$3,490	SKDS7230	40	\$808
SC6033G	267	\$2,520	SC8	78	\$2,881	SKFF	40	\$495
SC6033GL	269	\$2,119	SCBB72	73	\$2,908	SKHTC72	39	\$857
SC6041CP	267	\$5,119	SCBF72	73	\$2,831	SKLF	39	\$821
SC6041CPH	269	\$3,766	SCD	73	\$361	SKRC	40	\$452
SC6041CPL	269	\$4,457	SCFF72	73	\$2,754	SKRS	40	\$153
SC6041E	267	\$1,382	SCFT	77	\$670	SKRSBB	40	\$2,408
SC6041EH	269	\$1,460	SCFT	115	\$670	SKRSBF	40	\$2,408
SC6041EL	269	\$1,460	SCR48	78	\$1,555	SKRSRBB	40	\$3,008
SC6041EP	267	\$3,626	SCWB	78	\$1,609	SKRSRBF	40	\$3,008
SC6041EPH	269	\$3,227	SDBBB72	73	\$3,411	SKRSU	40	\$1,260
SC6041EPL	269	\$3,412	SDBBF72	73	\$3,334	SKRTN	39	\$447
SC6041G	267	\$2,897	SDSBB72	73	\$3,232	SKRTN	40	\$447
SC6041GH	269	\$2,279	SDSBF72	73	\$3,155	SKSC	39	\$833
SC6041GL	269	\$2,687	SET	77	\$489	SLC	76	\$2,034
SC6048CP	267	\$5,762	SET	115	\$489	SLF2	76	\$1,687
SC6048CPH	269	\$4,597	SF3665BG1	273	\$3,162	SLF4	76	\$2,883
SC6048CPL	269	\$5,226	SF3665BL1	273	\$2,867	SLF48	285	\$166
SC6048E	267	\$1,739	SF3665DG1	273	\$3,001	SLF60	285	\$177
SC6048EH	269	\$1,535	SF3665DL1	273	\$2,750	SLLBBB72	75	\$4,311
SC6048EL	269	\$1,535	SF3680BG1	273	\$3,629	SLLBBF72	75	\$4,220
SC6048EP	267	\$3,873	SF3680BL1	273	\$3,357	SLLSBB72	75	\$4,132
SC6048EPH	269	\$3,488	SF3680DG1	273	\$3,393	SLLSBF72	75	\$4,041
SC6048EPL	269	\$3,780	SF3680DL1	273	\$3,176	SLRBBB72	75	\$4,311
SC6048G	267	\$3,406	SHA72	76	\$2,381	SLRBBF72	75	\$4,220
SC6048GH	269	\$2,853	SHGD	76	\$300	SLRSBB72	75	\$4,132
SC6048GL	269	\$3,122	SHH	76	\$464	SLRSBF72	75	\$4,041
SC7224CP	267	\$4,255	SHLT	76	\$154	SN4824E	270	\$1,062

Index

Model No.	Page	List Price	Model No.	Page	List Price	Model No.	Page	List Price
SN4824EP	270	\$2,352	SN6048EH	271	\$1,589	SRF3871	286	\$649
SN4833C	270	\$1,982	SN6048EHP	271	\$3,150	SRFC3871	286	\$722
SN4833CL	271	\$1,749	SN6048EL	271	\$1,382	SRG	77	\$322
SN4833CLP	271	\$3,167	SN6048ELP	271	\$3,534	SRT4280A	286	\$1,312
SN4833CP	270	\$2,657	SN6048EP	270	\$3,381	SRT4280B	286	\$2,075
SN4833E	270	\$1,187	SN7224E	270	\$1,230	SRT4280C	286	\$1,878
SN4833EL	271	\$1,187	SN7224EP	270	\$3,212	SRTD4280A	286	\$1,858
SN4833ELP	271	\$2,536	SN7233C	270	\$2,623	SRTD4280B	286	\$2,514
SN4833EP	270	\$2,474	SN7233CL	271	\$2,415	SS	189	\$710
SN4841C	270	\$2,372	SN7233CLP	271	\$4,380	SS12LC	244	\$26
SN4841CH	271	\$1,975	SN7233CP	270	\$4,243	SS24GM01	248	\$53
SN4841CHP	271	\$3,181	SN7233E	270	\$1,381	SS24GM01	275	\$53
SN4841CL	271	\$2,174	SN7233EL	271	\$1,381	SS24GM02	275	\$106
SN4841CLP	271	\$3,505	SN7233ELP	271	\$3,381	SS24GM03	275	\$159
SN4841CP	270	\$3,381	SN7233EP	270	\$3,396	SS24GM04	275	\$213
SN4841E	270	\$1,290	SN7241C	270	\$3,180	SS24GM05	275	\$264
SN4841EH	271	\$1,290	SN7241CH	271	\$2,645	SS24LM01	248	\$43
SN4841EHP	271	\$2,611	SN7241CHP	271	\$4,395	SS24LM01	275	\$43
SN4841EL	271	\$1,410	SN7241CL	271	\$2,924	SS24LM01	282	\$43
SN4841ELP	271	\$2,689	SN7241CLP	271	\$4,919	SS24LM02	275	\$85
SN4841EP	270	\$2,782	SN7241CP	270	\$4,609	SS24LM03	275	\$128
SN4848C	270	\$2,778	SN7241E	270	\$1,613	SS24LM04	275	\$174
SN4848CH	271	\$2,263	SN7241EH	271	\$1,616	SS24LM05	275	\$215
SN4848CHP	271	\$3,534	SN7241EHP	271	\$3,381	SS24N01	275	\$53
SN4848CL	271	\$2,608	SN7241EL	271	\$1,616	SS24N02	275	\$106
SN4848CLP	271	\$4,056	SN7241ELP	271	\$3,534	SS24N03	275	\$159
SN4848CP	270	\$3,965	SN7241EP	270	\$3,858	SS24N04	275	\$213
SN4848E	270	\$1,352	SN7248C	270	\$3,803	SS24N05	275	\$264
SN4848EH	271	\$1,336	SN7248CH	271	\$3,097	SS33GM01	248	\$62
SN4848EHP	271	\$2,719	SN7248CHP	271	\$4,919	SS33GM01	275	\$62
SN4848EL	271	\$1,503	SN7248CL	271	\$3,219	SS33GM02	275	\$124
SN4848ELP	271	\$2,979	SN7248CLP	271	\$5,535	SS33GM03	275	\$180
SN4848EP	270	\$2,859	SN7248CP	270	\$5,535	SS33GM04	275	\$247
SN6024E	270	\$1,098	SN7248E	270	\$1,690	SS33GM05	275	\$305
SN6024EP	270	\$2,765	SN7248EH	271	\$1,709	SS33LM01	248	\$51
SN6033C	270	\$2,339	SN7248EHP	271	\$3,534	SS33LM01	275	\$51
SN6033CL	271	\$2,046	SN7248EL	271	\$1,535	SS33LM02	275	\$102
SN6033CLP	271	\$3,735	SN7248ELP	271	\$3,994	SS33LM03	275	\$153
SN6033CP	270	\$3,381	SN7248EP	270	\$3,950	SS33LM04	275	\$207
SN6033E	270	\$1,207	SPM	12	\$261	SS33LM05	275	\$255
SN6033EL	271	\$1,142	SPM	28	\$261	SS33N01	275	\$62
SN6033ELP	271	\$2,967	SPM	64	\$261	SS33N02	275	\$124
SN6033EP	270	\$2,903	SPM	150	\$261	SS33N03	275	\$180
SN6041C	270	\$2,709	SPM	175	\$261	SS33N04	275	\$247
SN6041CH	271	\$2,290	SR2446R	285	\$810	SS33N05	275	\$305
SN6041CHP	271	\$3,766	SR4833	285	\$1,020	SS3665	237	\$1,113
SN6041CL	271	\$2,554	SR4833R	285	\$813	SS36651000	237	\$1,239
SN6041CLP	271	\$4,119	SR4846R	285	\$1,262	SS3665KT	237	\$1,239
SN6041CP	270	\$3,950	SR6033	285	\$1,074	SS3665ML	237	\$1,239
SN6041E	270	\$1,463	SR6033R	285	\$826	SS3676	237	\$1,113
SN6041EH	271	\$1,352	SR6046R	285	\$1,338	SS36761000	237	\$1,239
SN6041EHP	271	\$2,998	SRCD	77	\$4,643	SS3676KT	237	\$1,239
SN6041EL	271	\$1,463	SRCDAL	77	\$4,680	SS3676ML	237	\$1,239
SN6041ELP	271	\$3,103	SRCDAR	77	\$4,680	SS3688	237	\$1,192
SN6041EP	270	\$3,305	SRCDM	77	\$6,027	SS36881000	237	\$1,318
SN6048C	270	\$3,311	SRCDMAL	77	\$6,669	SS3688KT	237	\$1,318
SN6048CH	271	\$2,764	SRCDMAR	77	\$6,669	SS3688ML	237	\$1,318
SN6048CHP	271	\$4,148	SRCSL	77	\$6,134	SS41GM01	248	\$73
SN6048CL	271	\$2,801	SRCSLM	77	\$7,518	SS41GM01	275	\$73
SN6048CLP	271	\$4,734	SRCSR	77	\$6,134	SS41GM02	275	\$145
SN6048CP	270	\$4,919	SRCSRM	77	\$7,518	SS41GM03	275	\$215
SN6048E	270	\$1,535	SRF3837	286	\$367	SS41GM04	275	\$285

Index

Model No.	Page	List Price	Model No.	Page	List Price	Model No.	Page	List Price
SS41GM05	275	\$358	ST2	79	\$8,997	SY2466HT	162	\$809
SS41LM01	248	\$62	ST3	79	\$8,818	SY2466T	162	\$725
SS41LM01	275	\$62	ST4	79	\$8,818	SY2472HK	162	\$825
SS41LM02	275	\$124	ST5	80	\$8,920	SY2472HR	162	\$825
SS41LM03	275	\$180	ST6	80	\$8,920	SY2472HT	162	\$825
SS41LM04	275	\$247	ST7	80	\$8,741	SY2472T	162	\$742
SS41LM05	275	\$305	ST8	80	\$8,741	SY3048HK	162	\$770
SS41N01	275	\$73	ST13	81	\$9,474	SY3048HR	162	\$770
SS41N02	275	\$145	ST14	81	\$9,474	SY3048HT	162	\$770
SS41N03	275	\$215	ST17	81	\$7,659	SY3048T	162	\$687
SS41N04	275	\$285	ST18	81	\$7,659	SY3054HK	162	\$805
SS41N05	275	\$358	ST19	82	\$10,542	SY3054HR	162	\$805
SS4265	237	\$1,272	ST20	82	\$10,542	SY3054HT	162	\$805
SS42651000	237	\$1,398	ST21	82	\$6,217	SY3054T	162	\$721
SS4265KT	237	\$1,398	ST22	82	\$6,217	SY3060HK	162	\$838
SS4265ML	237	\$1,398	ST23	83	\$6,140	SY3060HR	162	\$838
SS4276	237	\$1,272	ST24	83	\$6,140	SY3060HT	162	\$838
SS42761000	237	\$1,398	STD72	73	\$1,596	SY3060T	162	\$756
SS4276KT	237	\$1,398	SULBBB72	74	\$5,688	SY3066HK	162	\$865
SS4276ML	237	\$1,398	SULBBF72	74	\$5,611	SY3066HR	162	\$865
SS4288	237	\$1,321	SULSBB72	74	\$5,509	SY3066HT	162	\$865
SS42881000	237	\$1,447	SULSBF72	74	\$5,432	SY3066T	162	\$782
SS4288KT	237	\$1,447	SURBBB72	74	\$5,688	SY3072HK	162	\$892
SS4288ML	237	\$1,447	SURBBF72	74	\$5,611	SY3072HR	162	\$892
SS4865	237	\$1,370	SURSBB72	74	\$5,509	SY3072HT	162	\$892
SS48651000	237	\$1,496	SURSBF72	74	\$5,432	SY3072T	162	\$809
SS4865KT	237	\$1,496	SW1	282	\$3,372	SYC24HK	162	\$785
SS4865ML	237	\$1,496	SWRD	76	\$1,520	SYC24HR	162	\$785
SS4876	237	\$1,370	SY1848HK	162	\$632	SYC24HT	162	\$785
SS48761000	237	\$1,496	SY1848HR	162	\$632	SYC24T	162	\$714
SS4876KT	237	\$1,496	SY1848HT	162	\$632	SYNC1	163	\$4,726
SS4876ML	237	\$1,496	SY1848T	162	\$577	SYNC2	163	\$3,553
SS4888	237	\$1,416	SY1854HK	162	\$666	SYNC3	163	\$1,606
SS48881000	237	\$1,542	SY1854HR	162	\$666	SYP24HK	162	\$785
SS4888KT	237	\$1,542	SY1854HT	162	\$666	SYP24HR	162	\$785
SS4888ML	237	\$1,542	SY1854T	162	\$619	SYP24HT	162	\$785
SS48GM01	248	\$84	SY1860HK	162	\$699	SYP24T	162	\$714
SS48GM01	275	\$84	SY1860HR	162	\$699	SYT24HK	162	\$813
SS48GM02	275	\$165	SY1860HT	162	\$699	SYT24HR	162	\$813
SS48GM03	275	\$247	SY1860T	162	\$632	SYT24HT	162	\$813
SS48GM04	275	\$327	SY1866HK	162	\$714	SYT24T	162	\$757
SS48GM05	275	\$409	SY1866HR	162	\$714	SYT30HK	162	\$836
SS48LM01	248	\$73	SY1866HT	162	\$714	SYT30HR	162	\$836
SS48LM01	275	\$73	SY1866T	162	\$654	SYT30HT	162	\$836
SS48LM02	275	\$145	SY1872HK	162	\$742	SYT30T	162	\$781
SS48LM03	275	\$215	SY1872HR	162	\$742	TA120S	125	\$10,215
SS48LM04	275	\$285	SY1872HT	162	\$742	TA42RB	122	\$640
SS48LM05	275	\$358	SY1872T	162	\$672	TA42RF	122	\$620
SS48N01	275	\$85	SY2448HK	162	\$699	TA42RL	122	\$893
SS48N02	275	\$170	SY2448HR	162	\$699	TA4830A	120	\$2,211
SS48N03	275	\$247	SY2448HT	162	\$699	TA4830AN	120	\$2,026
SS48N04	275	\$336	SY2448T	162	\$632	TA4830AN1	120	\$2,349
SS48N05	275	\$419	SY2454HK	162	\$738	TA4830AN2	120	\$2,489
SS65GS101	248	\$132	SY2454HR	162	\$738	TA4830S	120	\$2,887
SS65LS101	248	\$94	SY2454HT	162	\$738	TA4830SN	120	\$2,702
SS80GS101	248	\$159	SY2454T	162	\$673	TA4830SN1	120	\$3,026
SS80LS101	248	\$125	SY2460HK	162	\$770	TA4830SN2	120	\$3,166
SSFA	77	\$728	SY2460HR	162	\$770	TA4860A	119	\$3,177
SSFA	115	\$728	SY2460HT	162	\$770	TA4860AN	119	\$2,712
SSM	190	\$530	SY2460T	162	\$699	TA4860AN1	119	\$3,358
SSMARM	190	\$76	SY2466HK	162	\$809	TA4860AN2	119	\$3,638
ST1	79	\$8,997	SY2466HR	162	\$809	TA4860S	119	\$3,992

Index

Model No.	Page	List Price	Model No.	Page	List Price	Model No.	Page	List Price
TA4860SN	119	\$3,545	TAC12BT	130	\$5,090	TADC48SS	125	\$85
TA4860SN1	119	\$4,192	TAC12BT	169	\$5,090	TADC60DA	125	\$182
TA4860SN2	119	\$4,471	TAC12TB	131	\$7,695	TADC60DS	125	\$182
TA48RB	122	\$647	TAC12TB	170	\$7,695	TADC60SA	125	\$91
TA48RF	122	\$625	TAC12TR	131	\$7,695	TADC60SS	125	\$91
TA48RL	122	\$896	TAC12TR	170	\$7,695	TADC72DA	125	\$193
TA6030A	120	\$2,504	TAC12TT	131	\$7,695	TADC72DS	125	\$193
TA6030AN	120	\$2,227	TAC12TT	170	\$7,695	TADC72SA	125	\$96
TA6030AN1	120	\$2,550	TAC12TV	131	\$9,256	TADC72SS	125	\$96
TA6030AN2	120	\$2,690	TAC12TV	170	\$9,256	TAECT1	133	\$426
TA6030S	120	\$3,234	TAC18BB	130	\$7,298	TAECT1	173	\$426
TA6030SN	120	\$2,956	TAC18BB	169	\$7,298	TAECT2	133	\$1,020
TA6030SN1	120	\$3,279	TAC18BR	130	\$7,298	TAECT2	173	\$1,020
TA6030SN2	120	\$3,419	TAC18BR	169	\$7,298	TAECT3	133	\$596
TA6060A	119	\$3,609	TAC18BT	130	\$7,298	TAECT3	173	\$596
TA6060AN	119	\$3,038	TAC18BT	169	\$7,298	TAESC108	121	\$230
TA6060AN1	119	\$3,685	TAC18TB	131	\$10,680	TAESC108	133	\$230
TA6060AN2	119	\$3,851	TAC18TB	170	\$10,680	TAESC108	173	\$230
TA6060S	119	\$4,357	TAC18TR	131	\$10,680	TAESC144	121	\$281
TA6060SN	119	\$3,797	TAC18TR	170	\$10,680	TAESC144	133	\$281
TA6060SN1	119	\$4,444	TAC18TT	131	\$10,680	TAESC144	173	\$281
TA6060SN2	119	\$4,723	TAC18TT	170	\$10,680	TAESC72	121	\$178
TA7230A	120	\$2,635	TAC18TV	131	\$13,410	TAESC72	125	\$178
TA7230AN	120	\$2,340	TAC18TV	170	\$13,410	TAESC72	133	\$178
TA7230AN1	120	\$2,664	TAC24BB	130	\$9,506	TAESC72	173	\$178
TA7230AN2	120	\$2,803	TAC24BB	169	\$9,506	TAETKD48A	121	\$670
TA7230S	120	\$3,385	TAC24BR	130	\$9,506	TAETKD48S	121	\$543
TA7230SN	120	\$3,088	TAC24BR	169	\$9,506	TAETKD60A	121	\$699
TA7230SN1	120	\$3,412	TAC24BT	130	\$9,506	TAETKD60A	125	\$699
TA7230SN2	120	\$3,551	TAC24BT	169	\$9,506	TAETKD60S	121	\$572
TA7260A	119	\$3,794	TAC24TB	131	\$13,489	TAETKD60S	125	\$572
TA7260AN	119	\$3,218	TAC24TB	170	\$13,489	TAETKD72A	121	\$716
TA7260AN1	119	\$3,865	TAC24TR	131	\$13,489	TAETKD72S	121	\$589
TA7260AN2	119	\$4,144	TAC24TR	170	\$13,489	TAETKS48A	121	\$513
TA7260S	119	\$4,575	TAC24TT	131	\$13,489	TAETKS48S	121	\$387
TA7260SN	119	\$4,042	TAC24TT	170	\$13,489	TAETKS60A	121	\$544
TA7260SN1	119	\$4,689	TAC24TV	131	\$17,564	TAETKS60S	121	\$417
TA7260SN2	119	\$4,968	TAC24TV	170	\$17,564	TAETKS72A	121	\$561
TAAP24	126	\$176	TAC6BA	130	\$2,208	TAETKS72S	121	\$434
TAAP30	126	\$216	TAC6BA	169	\$2,208	TAETP1	134	\$114
TAAP30D	126	\$225	TAC6TA	131	\$2,985	TAETP1	174	\$114
TAAP42	126	\$335	TAC6TA	170	\$2,985	TAETP10	134	\$233
TAAP54	126	\$556	TAC8BB	130	\$3,047	TAETP10	174	\$233
TAAP5418D	125	\$636	TAC8BB	169	\$3,047	TAETP2	134	\$150
TAAP60D	126	\$533	TAC8BR	130	\$3,047	TAETP2	174	\$150
TAAP66	126	\$565	TAC8BR	169	\$3,047	TAETP3	134	\$220
TAC10BB	130	\$3,808	TAC8BT	130	\$3,047	TAETP3	174	\$220
TAC10BB	169	\$3,808	TAC8BT	169	\$3,047	TAETP4	134	\$249
TAC10BR	130	\$3,808	TAC8TB	131	\$4,296	TAETP4	174	\$249
TAC10BR	169	\$3,808	TAC8TB	170	\$4,296	TAETP5	134	\$271
TAC10BT	130	\$3,808	TAC8TR	131	\$4,296	TAETP5	174	\$271
TAC10BT	169	\$3,808	TAC8TR	170	\$4,296	TAETP6	134	\$331
TAC10TB	131	\$5,374	TAC8TT	131	\$4,296	TAETP6	174	\$331
TAC10TB	170	\$5,374	TAC8TT	170	\$4,296	TAETP7	134	\$64
TAC10TR	131	\$5,374	TAC8TV	131	\$5,317	TAETP7	174	\$64
TAC10TR	170	\$5,374	TAC8TV	170	\$5,317	TAETP8	134	\$185
TAC10TT	131	\$5,374	TACMFC	123	\$1,675	TAETP8	174	\$185
TAC10TT	170	\$5,374	TACMP	123	\$931	TAETP9	134	\$252
TAC12BB	130	\$5,090	TADC120S	125	\$426	TAETP9	174	\$252
TAC12BB	169	\$5,090	TADC48DA	125	\$170	TAFP24	127	\$476
TAC12BR	130	\$5,090	TADC48DS	125	\$170	TAFP30	127	\$510
TAC12BR	169	\$5,090	TADC48SA	125	\$85	TAFP30D	127	\$582

Index

Model No.	Page	List Price	Model No.	Page	List Price	Model No.	Page	List Price
TAFP42	127	\$600	TB72RT	160	\$784	TP48LAM	278	\$2,261
TAFP54	127	\$703	TC12	47	\$4,874	TP60	278	\$2,238
TAFP60D	127	\$878	TC120	47	\$3,639	TP60LAM	278	\$2,482
TAFP66	127	\$782	TC14	47	\$5,440	TP72	278	\$2,835
TALON1	161	\$5,132	TC18	47	\$6,553	TP72LAM	278	\$3,104
TALON2	161	\$3,895	TC20	47	\$7,122	TR60DR	278	\$2,918
TALON3	161	\$1,794	TC2250	191	\$473	TR60DRLAM	278	\$3,169
TAM	126	\$91	TC24	47	\$8,757	TR60DS	278	\$2,856
TAM1	126	\$131	TC26	47	\$9,325	TR60DSLAM	278	\$3,103
TAM2	125	\$165	TC30	47	\$10,961	TR60LR	278	\$2,986
TAM2	126	\$165	TC72	47	\$1,740	TR60LRLAM	278	\$3,234
TAMDP	126	\$187	TC96	47	\$2,168	TR60LS	278	\$2,918
TAMSP	125	\$125	TCC0100	9	\$17	TR60LSLAM	278	\$3,169
TAMSP	126	\$125	TCC0100	78	\$17	TR60NR	278	\$2,500
TAMST6	132	\$4,269	TCC0101	9	\$17	TR60NRLAM	278	\$2,750
TAMST6	171	\$4,269	TCC0101	78	\$17	TR60NS	278	\$2,436
TAMSTE6	132	\$5,312	TCC0102	9	\$17	TR60NSLAM	278	\$2,621
TAMSTE6	171	\$5,312	TCC0102	78	\$17	TR72DR	278	\$3,164
TAMT6	132	\$3,881	TCC0103	9	\$17	TR72DRLAM	278	\$3,441
TAMT6	171	\$3,881	TCC0103	78	\$17	TR72DS	278	\$3,097
TAMTE6	132	\$4,924	TCC0104	9	\$17	TR72DSLAM	278	\$3,375
TAMTE6	171	\$4,924	TCC0104	78	\$17	TR72LR	278	\$3,227
TA5T51LB	123	\$1,370	TCC0105	9	\$17	TR72LRLAM	278	\$3,496
TA5T51LF	123	\$1,418	TCC0105	78	\$17	TR72LS	278	\$3,162
TA5T51LF	125	\$1,418	TCC0106	9	\$17	TR72LSLAM	278	\$3,440
TA5T51RB	123	\$1,370	TCC0106	78	\$17	TR72NR	278	\$2,708
TA5T51RF	123	\$1,418	TCC0107	9	\$17	TR72NRLAM	278	\$2,979
TA5T51WLB	124	\$2,145	TCC0107	78	\$17	TR72NS	278	\$2,638
TA5T51WLF	124	\$2,072	TCC0108	9	\$17	TR72NSLAM	278	\$2,915
TA5T51WRB	124	\$2,145	TCC0108	78	\$17	TRANT1	128	\$13,673
TA5T51WRF	124	\$2,072	TCC0109	9	\$17	TRANT2	128	\$13,689
TB24HK	160	\$772	TCC0109	78	\$17	TRANT3	128	\$15,368
TB24HR	160	\$772	TCC0110	78	\$15	TRANT4	128	\$8,494
TB24HT	160	\$772	TCC0111	78	\$15	TRANT5	129	\$8,930
TB24T	160	\$698	TCC0112	78	\$15	TRANT6	129	\$10,504
TB30	285	\$670	TCC0113	78	\$15	TRANT7	129	\$20,918
TB48	285	\$706	TCC0114	78	\$15	TS36D	277	\$1,827
TB48RHK	160	\$695	TCNR	278	\$709	TS36DLAM	277	\$2,048
TB48RHR	160	\$695	TCNRLAM	278	\$948	TS36L	277	\$1,875
TB48RHT	160	\$695	TCR42	47	\$1,207	TS36LLAM	277	\$2,093
TB48RT	160	\$632	TCWB	47	\$1,146	TS36N	277	\$1,476
TB5	47	\$1,374	TGA	252	\$293	TS36NLAM	277	\$1,693
TB54RHK	160	\$713	TGALAM	252	\$381	TS48D	277	\$2,036
TB54RHR	160	\$713	TGS	252	\$293	TS48DLAM	277	\$2,261
TB54RHT	160	\$713	TGSA	252	\$293	TS48DS	277	\$2,353
TB54RT	160	\$669	TGSALAM	252	\$381	TS48DSLAM	277	\$2,575
TB60	285	\$934	TGSLAM	252	\$381	TS48L	277	\$2,099
TB60CHK	160	\$735	TGWC	252	\$598	TS48LLAM	277	\$2,322
TB60CHR	160	\$735	TGWC01	252	\$598	TS48LS	277	\$2,414
TB60CHT	160	\$735	TLA	252	\$293	TS48LSLAM	277	\$2,635
TB60CT	160	\$662	TLALAM	252	\$381	TS48N	277	\$1,632
TB60RHK	160	\$781	TLC	47	\$2,018	TS48NLAM	277	\$1,851
TB60RHR	160	\$781	TLS	252	\$293	TS48NS	277	\$1,948
TB60RHT	160	\$781	TLSA	252	\$293	TS48NSLAM	277	\$2,166
TB60RT	160	\$708	TLSALAM	252	\$381	TS60D	277	\$2,275
TB60THK	160	\$737	TLSLAM	252	\$381	TS60D	282	\$2,275
TB60THR	160	\$737	TLWC	252	\$455	TS60DLAM	277	\$2,520
TB60THT	160	\$737	TLWC01	252	\$455	TS60DS	277	\$2,589
TB60TT	160	\$687	TMATE1	168	\$3,977	TS60DSLAM	277	\$2,834
TB72RHK	160	\$881	TMATE2	168	\$2,630	TS60L	277	\$2,340
TB72RHR	160	\$881	TMATE3	168	\$1,331	TS60LLAM	277	\$2,578
TB72RHT	160	\$881	TP48	278	\$2,036	TS60LS	277	\$2,654

Index

Model No.	Page	List Price	Model No.	Page	List Price	Model No.	Page	List Price
TS60LSLAM	277	\$2,892	UL330M	187	\$864	VLCW	55	\$1,673
TS60N	277	\$1,839	UL350H	187	\$1,039	VLCW	63	\$1,673
TS60NLAM	277	\$2,082	UL530MEZ	187	\$1,091	VLF	53	\$1,419
TS60NS	277	\$2,152	UL550HEZ	187	\$1,163	VLF	62	\$1,419
TS60NSLAM	277	\$2,395	UL610G	188	\$699	VLF4	53	\$2,801
TS72D	277	\$2,515	UL630M	188	\$962	VLF4	62	\$2,801
TS72DLAM	277	\$2,788	UL650H	188	\$1,162	VSC2A	192	\$1,149
TS72DS	277	\$2,831	ULEX	186	\$1,162	VSC3A	192	\$1,149
TS72DSLAM	277	\$3,103	ULGST	186	\$699	VSC5A	192	\$1,149
TS72L	277	\$2,580	ULMGR	186	\$962	VSC7A	192	\$1,149
TS72LLAM	277	\$2,852	URS3	254	\$69	VSC9	192	\$617
TS72LS	277	\$2,894	URS4	254	\$69	VSCA	192	\$1,149
TS72LSLAM	277	\$3,166	URS5	254	\$69	VWRDL	54	\$1,559
TS72N	277	\$2,055	URS6	254	\$69	VWRDL	62	\$1,559
TS72NLAM	277	\$2,327	URS7	254	\$69	VWRDR	54	\$1,559
TS72NS	277	\$2,368	URS8	254	\$69	VWRDR	62	\$1,559
TS72NSLAM	277	\$2,640	VB2	55	\$689	WC39	284	\$464
TSC2	184	\$642	VB2	63	\$689	WD3620	87	\$1,487
TSC2	193	\$642	VB5	55	\$1,335	WMHU36	87	\$628
TSH1	198	\$830	VB5	63	\$1,335	WMHU48	87	\$807
TSH1F10	198	\$1,510	VBBF	54	\$809	WP4	89	\$17
TSH1F10R	198	\$1,680	VBBF	62	\$809	WP4	116	\$17
TSH1F2	198	\$1,030	VBCZ	55	\$2,681	WS1224Z	231	\$108
TSH1F2R	198	\$1,200	VBCZ	64	\$2,681	WS1236Z	231	\$119
TSH1F3	198	\$1,090	VBQ2	55	\$648	WS1242Z	231	\$141
TSH1F3R	198	\$1,260	VBQ2	63	\$648	WS1248Z	231	\$148
TSH1F4	198	\$1,150	VBQ5	55	\$1,259	WS1530Z	231	\$108
TSH1F4R	198	\$1,320	VBQ5	63	\$1,259	WS1536Z	231	\$119
TSH1F5	198	\$1,210	VCC	112	\$442	WS1542Z	231	\$141
TSH1F5R	198	\$1,380	VCC	200	\$442	WS1548Z	231	\$148
TSH1F6	198	\$1,270	VCC1	112	\$1,084	WS1830Z	231	\$117
TSH1F6R	198	\$1,440	VCC1	200	\$1,084	WS1836Z	231	\$128
TSH1F7	198	\$1,330	VCC2	112	\$1,616	WS1842Z	231	\$145
TSH1F7R	198	\$1,500	VCC2	200	\$1,616	WS1848Z	231	\$154
TSH1F8	198	\$1,390	VCC3	112	\$2,100	WS2430Z	231	\$145
TSH1F8R	198	\$1,560	VCC3	200	\$2,100	WS2436Z	231	\$148
TSH1F9	198	\$1,450	VCCL	112	\$57	WS2442Z	231	\$178
TSH1F9R	198	\$1,620	VCCL	200	\$57	WS2448Z	231	\$185
TSH1FX	198	\$1,134	VCCM	112	\$1,106	WS3030Z	231	\$170
TSH1FXR	198	\$1,304	VCCM	200	\$1,106	WS3036Z	231	\$178
TSH2	198	\$806	VCCMT	112	\$1,328	WS3042Z	231	\$203
TSH3	199	\$558	VCCMT	200	\$1,328	WS3048Z	231	\$220
TSM2	199	\$558	VCF	54	\$1,731	WS3636Z	231	\$212
TSS2	184	\$862	VCG	54	\$1,733	WS3642Z	231	\$232
TSS2	193	\$862	VCG	62	\$1,733	WS3648Z	231	\$243
TTLP48RS	160	\$755	VCL1	112	\$962	WSA219390	231	\$86
TTLP54RS	160	\$772	VCL1	199	\$962	WSA219391	231	\$133
TTLP60RS	160	\$847	VCL2	112	\$1,538	WSA219392	231	\$145
TTLP72RS	160	\$956	VCL2	199	\$1,538	WSA219393	231	\$154
TW1	290	\$6,558	VCL3	112	\$2,003	WSD1224Z	231	\$133
TW30	277	\$1,032	VCL3	199	\$2,003	WSD1236Z	231	\$145
TW30	282	\$1,032	VCT1	192	\$277	WSD1242Z	231	\$157
TW30LAM	277	\$1,147	VCT2	192	\$411	WSD1248Z	231	\$190
TW36	277	\$1,183	VCW	54	\$1,733	WSD1530Z	231	\$187
TW36LAM	277	\$1,401	VCW	62	\$1,733	WSD1536Z	231	\$236
TW48	277	\$1,259	VFF	54	\$785	WSD1542Z	231	\$247
TW48LAM	277	\$1,479	VFF	62	\$785	WSD1548Z	231	\$260
TW60	277	\$1,463	VHC	54	\$2,480	WSD1830Z	231	\$196
TW60LAM	277	\$1,707	VHC	62	\$2,480	WSD1836Z	231	\$245
TW72	277	\$1,661	VLC	55	\$1,673	WSD1842Z	231	\$252
TW72LAM	277	\$1,931	VLC	63	\$1,673	WSD1848Z	231	\$269
UL230M	185	\$916	VLCG	63	\$1,673	WSD2430Z	231	\$216

Index

Model No.	Page	List Price
WSD2436Z	231	\$264
WSD2442Z	231	\$274
WSD2448Z	231	\$285
WSD3030Z	231	\$234
WSD3036Z	231	\$283
WSD3042Z	231	\$295
WSD3048Z	231	\$306
WSD3636Z	231	\$344
WSD3642Z	231	\$358
WSD3648Z	231	\$369
X1886L	238	\$134
X1886T	238	\$183
X18DV5	239	\$84
X18SR	239	\$14
X18SRB	239	\$7
X3686L	238	\$238
X3686T	238	\$294
X36SR	239	\$14
X36SRB	239	\$7
XC101	260	\$1,060